

**TYPICAL DETAIL FOR CONSTRUCTION SIGNS
ON TWO LANE OR MULTILANE UNDIVIDED LOW SPEED HIGHWAY**

Designer Note:

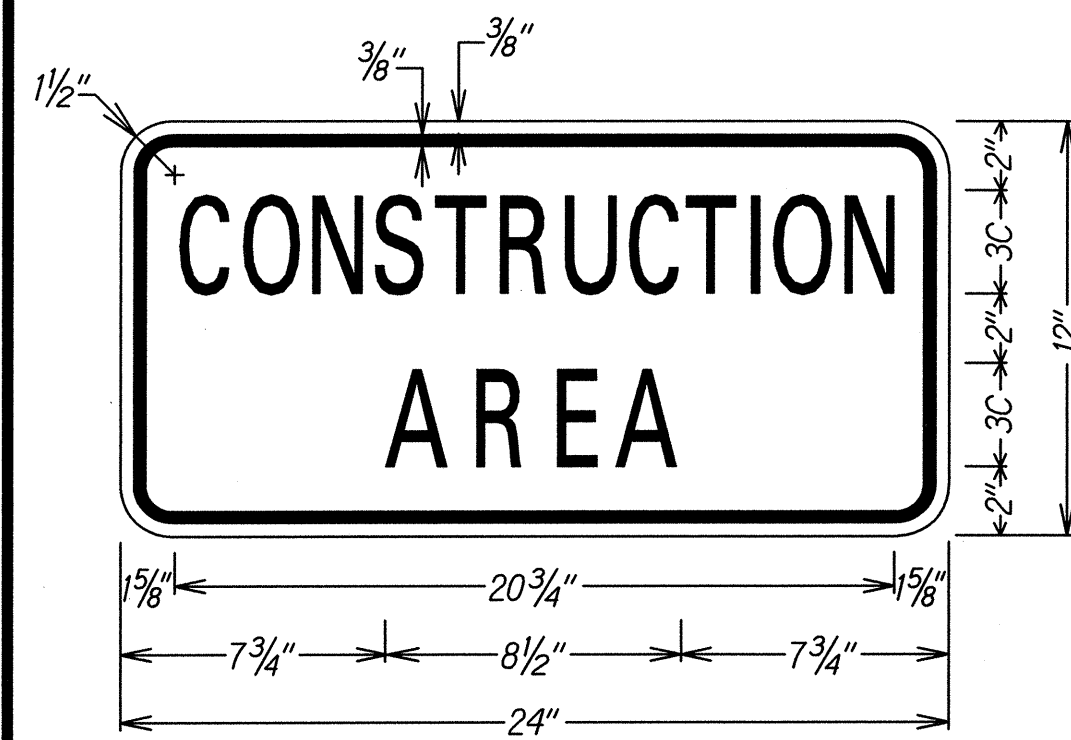
1. This Work Zone Signing Plan shall be used only for low speed highways (design speeds of 45 mph or less).
2. The Designer shall replace all XX, YY & D references with appropriate speed limit as indicated in Table I.
3. Speed Limit YY shall be the existing posted speed.

Work Zone Note:

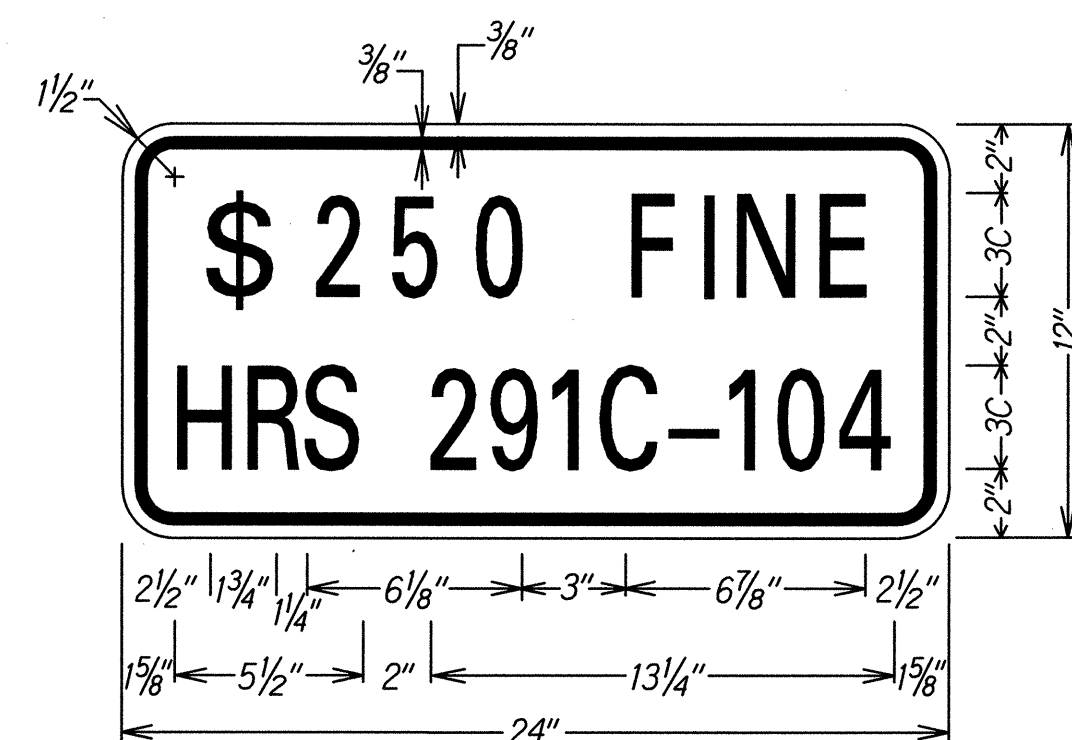
1. This Work Zone Sign Plan is intended for use on long-term stationary work zones/construction phases (3 days or more). All work zones or construction phases less than 3 days duration will use Traffic Control Plans shown in Section 645 of the Special Provisions.
2. All existing regulatory speed limit signs with posts within the work zone/project limits shall be removed and replaced with work zone speed limit sign assemblies (R2-1(XX) and R2-5b(XX) with "CONSTRUCTION AREA" and "\$250 FINE HRS 291C-104" Supplemental Signs).
3. Construction sign assemblies shall be installed on both the approaching and trailing ends of each work zone as shown on this plan.
4. Each construction warning sign shall have a minimum of two (2) Type II OM. Each work zone speed limit assembly shall have a minimum of one (1) Type II OM. Installation of each Type II OM shall be considered incidental to Item No. 621.7100, Construction Sign with Posts.
5. Upon the completion of all physical work or as directed by the Engineer, all construction signs and work zone speed limit assemblies shall be removed. All speed limit signs and posts that were existing at the start of the project within the work zone/project limits shall be restored back to their original locations and configurations.
6. Placement of construction signs shall not obstruct the path of pedestrians and bicyclists.
7. The removal and restoration of existing regulatory speed limit signs with new posts along with the installation, maintenance and removal of work zone speed limit sign assemblies shall be considered incidental to Item No. 621.7100, Construction Sign with Posts.

EXISTING POSTED SPEED LIMIT (MPH)	XX-NEW CONSTRUCTION AREA SPEED LIMIT (MPH)	D-REDUCED SPEED LIMIT SIGN SPACING TO FIRST CONSTRUCTION AREA SPEED LIMIT SIGN (FEET)
≤ 25	EXIST. SPEED LIMIT TO REMAIN	
30	25	100
35	25	175
40	30	175

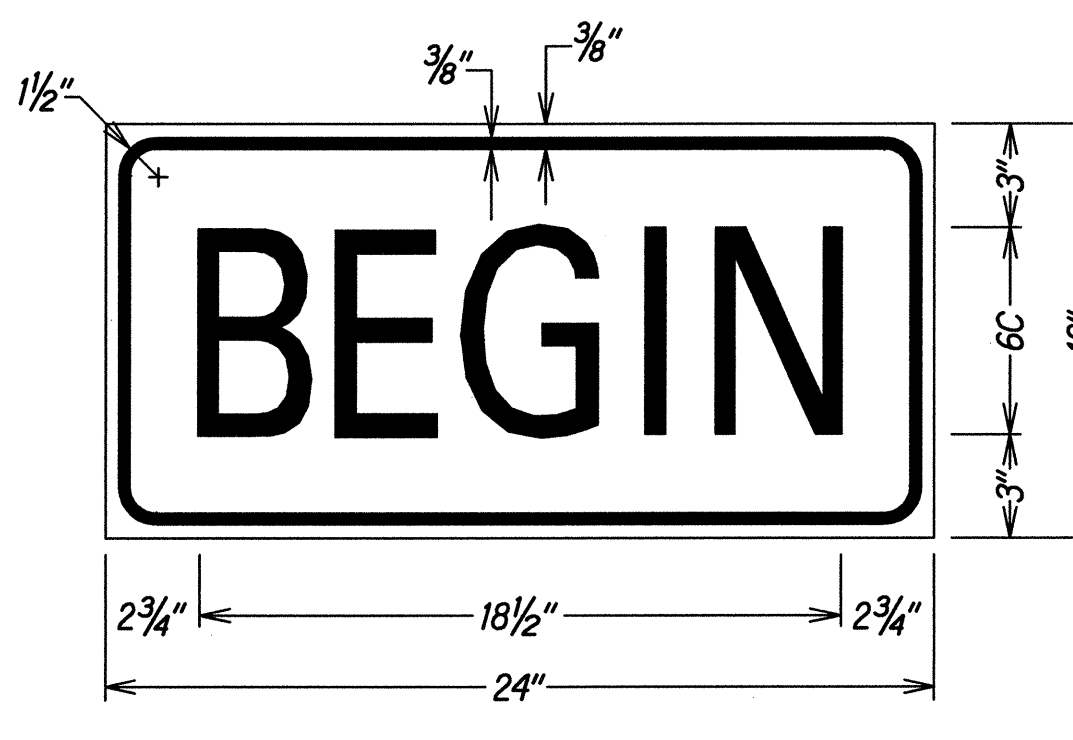
DATE: _____
 SURVEY PLOTTED BY: _____
 DRAWN BY: _____
 CHECKED BY: _____
 ORIGINAL PLAN NO. _____
 NOTE BOOK NO. _____



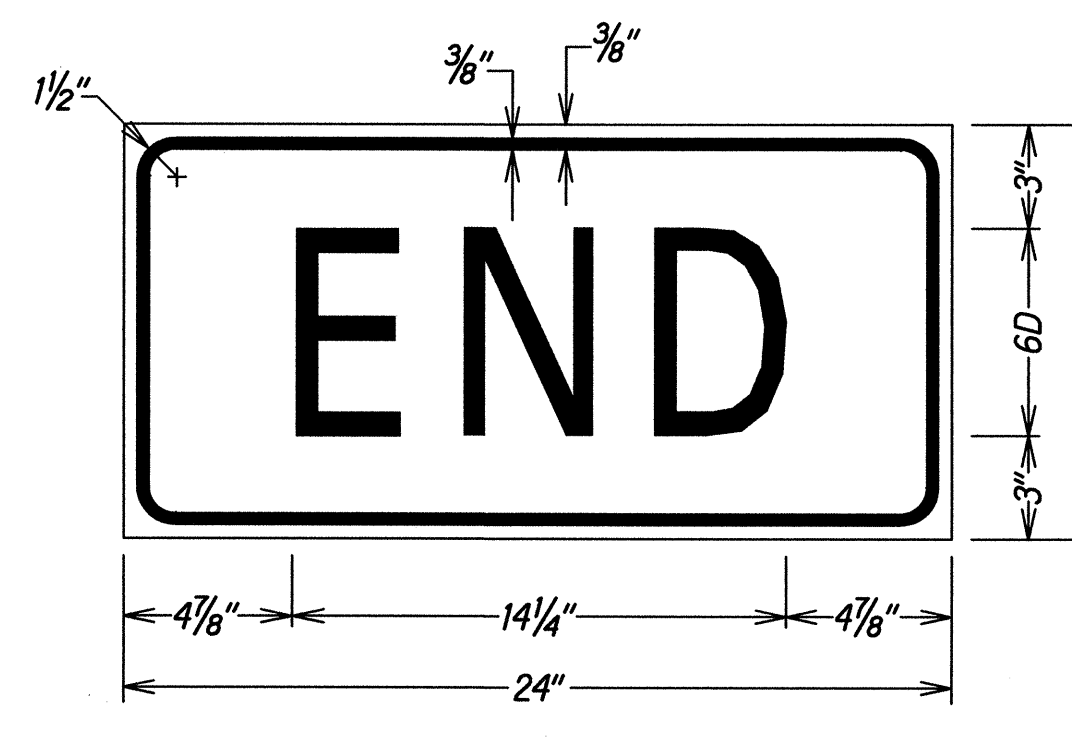
LEGEND: BLACK
BACKGROUND: ORANGE



LEGEND: BLACK
BACKGROUND: WHITE



LEGEND: BLACK
BACKGROUND: ORANGE



LEGEND: BLACK
BACKGROUND: ORANGE

GERALD D. ANDRADE
 LICENSED PROFESSIONAL ENGINEER
 No. 10377-C
 HAWAII, U.S.A.
 THIS WORK WAS PREPARED BY ME OR UNDER MY SUPERVISION.
 SIGNATURE: _____ DATE: 04/30/14
 EXPIRATION DATE OF THE LICENSE

STATE OF HAWAII
 DEPARTMENT OF TRANSPORTATION
 HIGHWAYS DIVISION
**LOW SPEED UNDIVIDED HIGHWAY
 WORK ZONE SIGNING PLAN, NOTES & DETAILS**
 MISCELLANEOUS PERMANENT BEST
 MANAGEMENT PRACTICES ON OAHU
 PROJECT NO. HWY-0-02-11R
 Scale: 1"=NTS Date: April, 2014