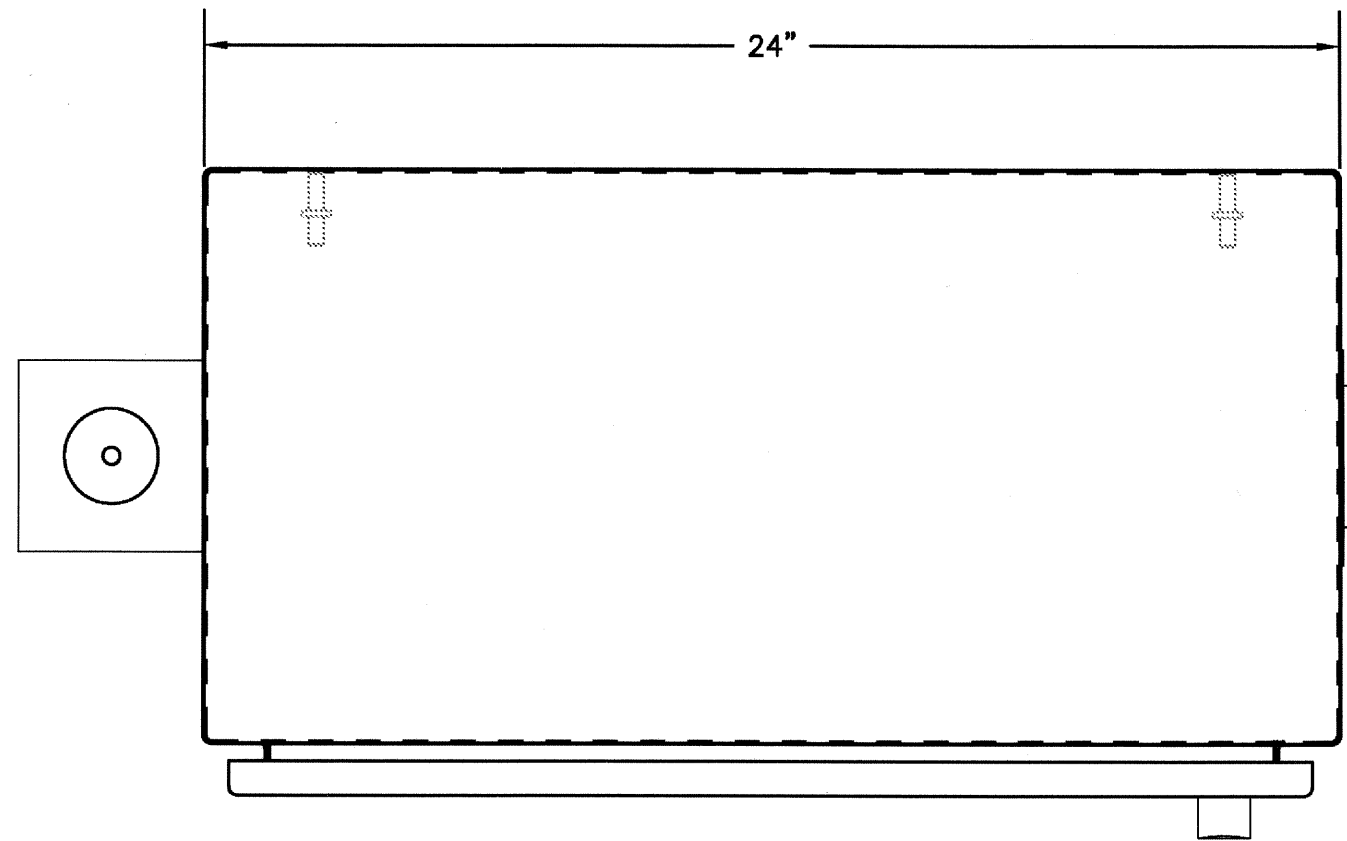
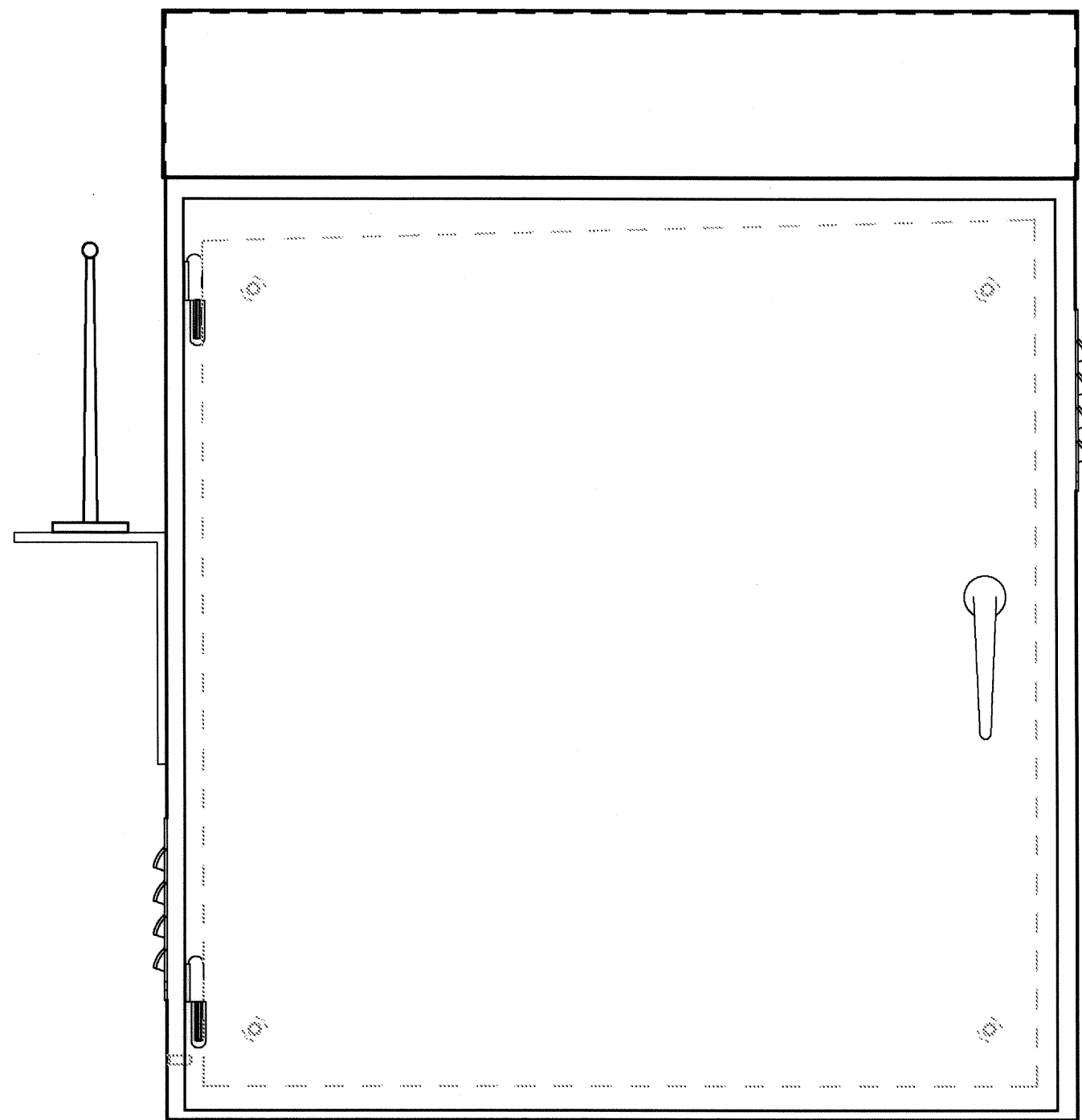


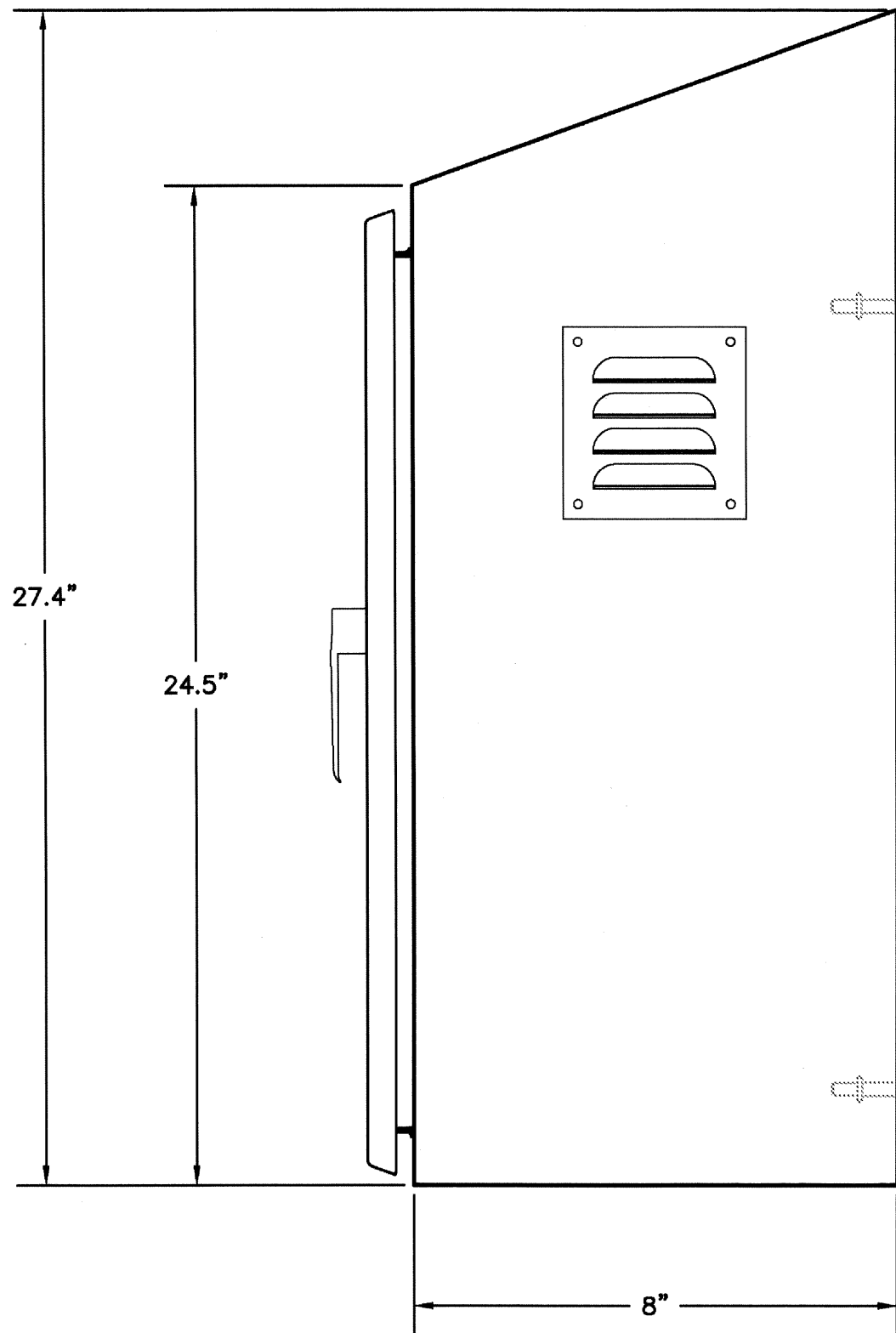
| FED. ROAD DIST. NO. | STATE | FEDERAL AID PROJ. NO. | FISCAL YEAR | SHEET NO. | TOTAL SHEETS |
|---------------------|-------|-----------------------|-------------|-----------|--------------|
| HAWAII | HAW. | IM-0300(115) | 2009 | 33 | 36 |



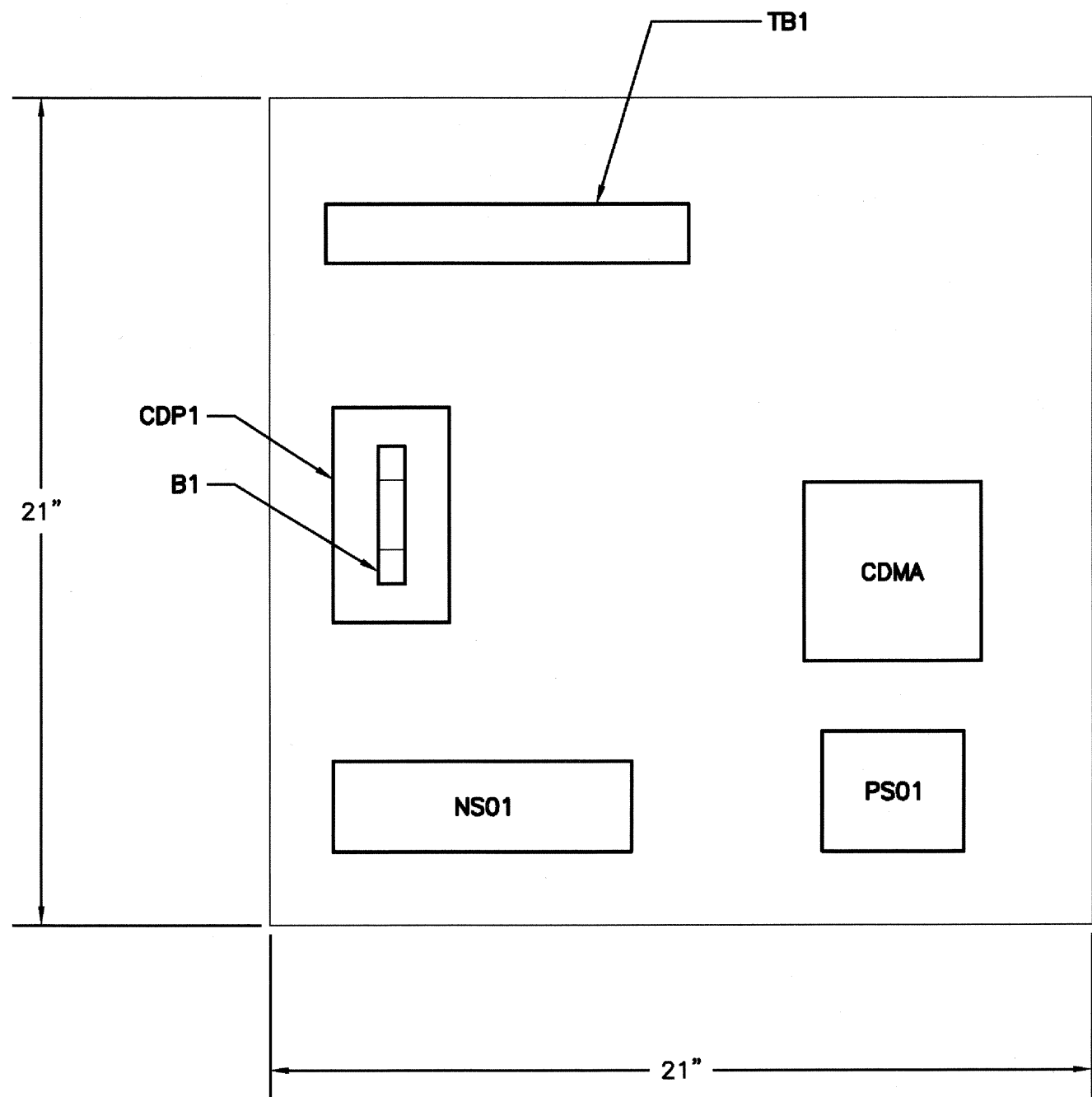
TOP VIEW



FRONT VIEW



SIDE VIEW




2 DETAIL - PANEL AND EQUIPMENT
27/27 1/4" = 1"

| EQUIPMENT LIST | | | | |
|----------------|--------|-----------------------------------|-----------------------------|-------------|
| REFERENCE | QTY | DESCRIPTION | MANUFACTURER | PART NUMBER |
| B1 | 1 | 20A, 1P MAIN BREAKER | SQUARE D (OR EQUAL) | - |
| CDMA | 1 | CDMA WIRELESS UNIT | TBD | TBD |
| CDP1 | 1 | 1 CCT LOAD CENTER | SQUARE D (OR EQUAL) | Q01L30S |
| FUSES | AS REQ | DIN RAIL FUSES | SQUARE D (OR EQUAL) | - |
| NS01 | 1 | 16 PORT INDUSTRIAL NETWORK SWITCH | N-TRON (OR EQUAL) | 516TX |
| PS01 | 1 | 24V DC, 30W POWER SUPPLY | B & B ELECTRICAL (OR EQUAL) | PS5R-SC24 |
| TB1 | AS REQ | WDU6 TERMINAL | WEIDMULLER (OR EQUAL) | AS REQ |
| | | WEP6 GROUND TERMINAL | | |
| | | WAP 2.5-10 END SECTION | | |
| | | WTW 2.5-10 END SECTION | | |
| | | WEW 35.2 END BRACKET | | |
| | | WSI 6/2 FUSE TERMINAL | | |
| | | WQV4 JUMPER BAR | | |
| | | TS35 MOUNTING RAIL | | |

1 DETAIL - CABINET
2,5,8,12,15,16,20,24,27 1/4" = 1"

| CABINET EQUIPMENT LIST | | | | |
|------------------------|-----|----------------------------|--------------------|-------------|
| REFERENCE | QTY | DESCRIPTION | MANUFACTURER | PART NUMBER |
| CABINET | 1 | STAINLESS STEEL ENCLOSURE | HOFFMAN (OR EQUAL) | WS24240BSS |
| EXHAUST | 1 | EXHAUST PACKAGE | HOFFMAN (OR EQUAL) | TEP4UL12 |
| FAN | 1 | COOLING PACKAGE | HOFFMAN (OR EQUAL) | TFP41UL12 |
| HANDLE | 1 | PADLOCKING HANDLE KIT | HOFFMAN (OR EQUAL) | WSHPL |
| MOUNT | 1 | MOUNTING BRACKET KIT | HOFFMAN (OR EQUAL) | CMFKSS |
| PANEL | 1 | EQUIPMENT PANEL | HOFFMAN (OR EQUAL) | A24P24 |
| THERMOSTAT | 1 | TEMPERATURE CONTROL SWITCH | HOFFMAN (OR EQUAL) | ATEMNO |

ALL EQUIPMENT IS PROPOSED
UNLESS NOTED OTHERWISE



Erin Ehlinger
THIS WORK WAS PREPARED BY ME
OR UNDER MY SUPERVISION

STATE OF HAWAII
DEPARTMENT OF TRANSPORTATION
HIGHWAYS DIVISION

DETAILS
CABINET & EQUIPMENT LAYOUT

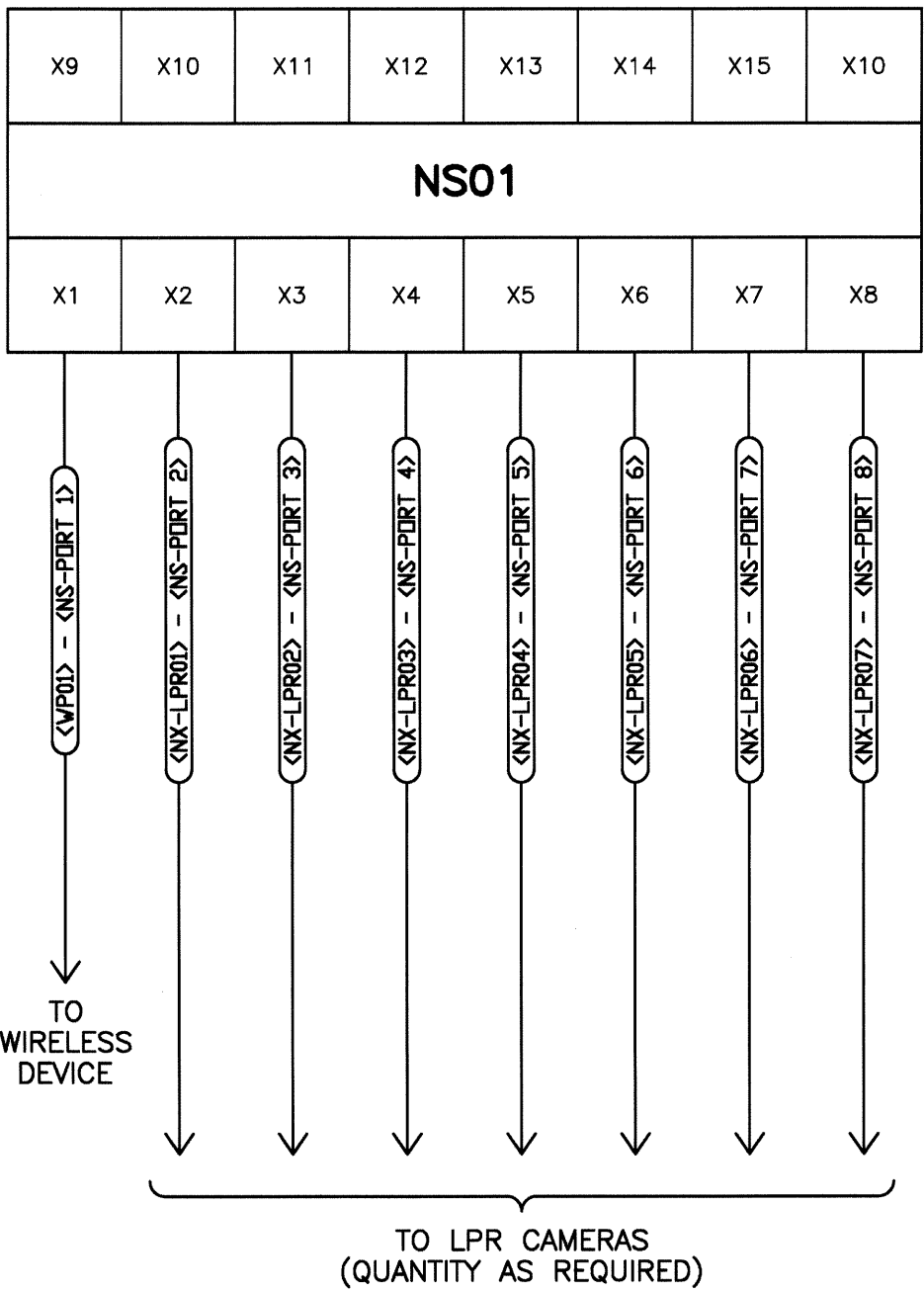
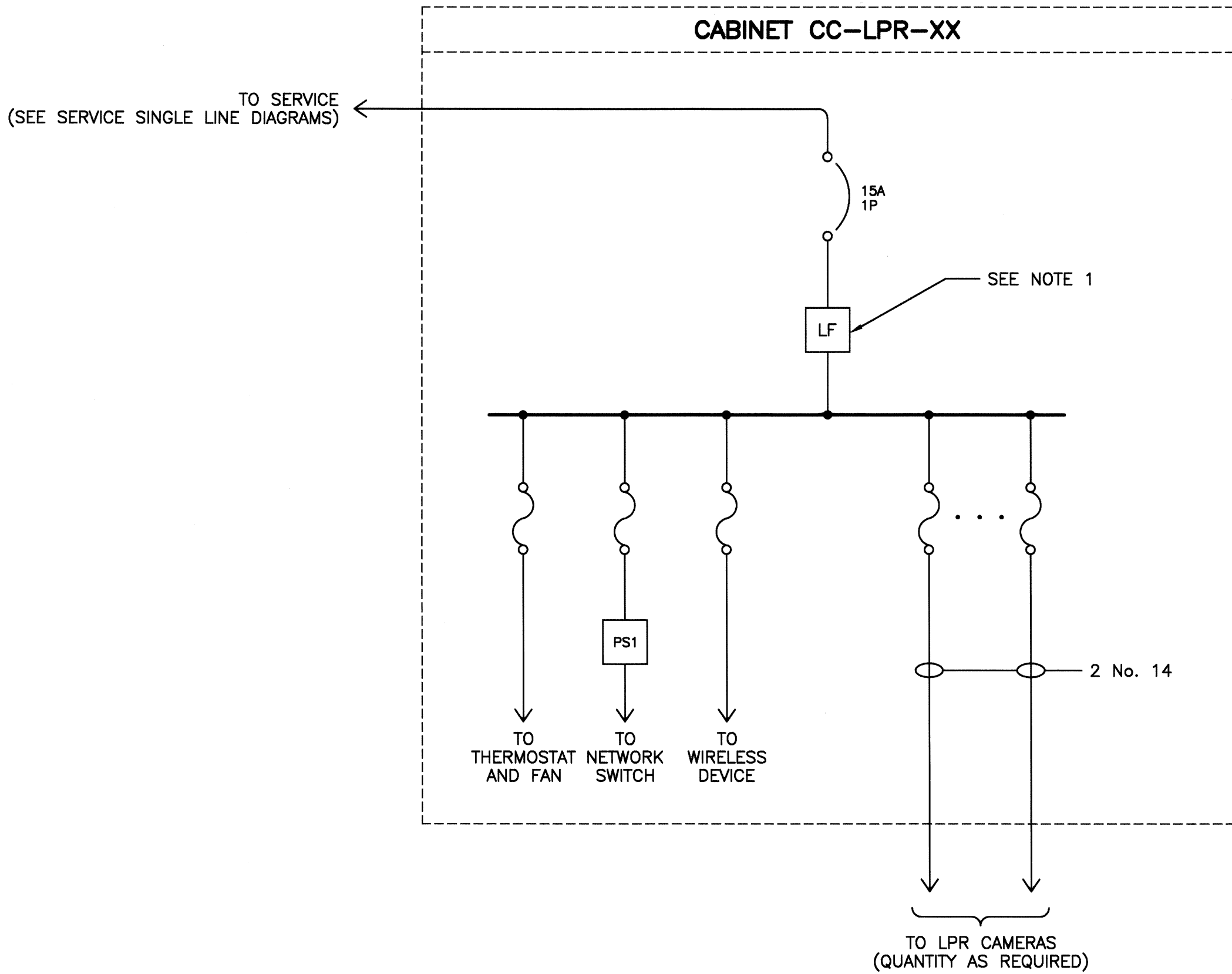
FREEWAY MANAGEMENT SYSTEM PHASE 1B
TRAVELER INFORMATION SYSTEM, UNIT 3
ITS EQUIPMENT INSTALLATION

F.A.P. NO. IM-0300(115)

SCALE: 1/4" = 1" DATE: DEC 2008

SHEET No. E-27 OF 36 SHEETS

| FED. ROAD DIST. NO. | STATE | FEDERAL AID PROJ. NO. | FISCAL YEAR | SHEET NO. | TOTAL SHEETS |
|---------------------|-------|-----------------------|-------------|-----------|--------------|
| HAWAII | HAW. | IM-0300(115) | 2009 | 34 | 36 |



DETAIL 1 CABINET WIRING
N.T.S. 2729

- NOTES:**
- CABINETS SHALL BE PROVIDED WITH APPROPRIATELY SIZED LINE FILTERS AND LIGHTNING ARRESTORS.
 - CABINETS SHALL BE GROUNDED ACCORDING TO NEC.

ALL EQUIPMENT IS PROPOSED
UNLESS NOTED OTHERWISE

STATE OF HAWAII
DEPARTMENT OF TRANSPORTATION
HIGHWAYS DIVISION

**WIRING DIAGRAM
CABINET**

FREeway MANAGEMENT SYSTEM PHASE 1B
TRAVELER INFORMATION SYSTEM, UNIT 3
ITS EQUIPMENT INSTALLATION

F.A.P. NO. IM-0300(115)

SCALE: NONE DATE: DEC 2008

SHEET No. E-28 OF 36 SHEETS



Erin Ehlinger
THIS WORK WAS PREPARED BY ME
OR UNDER MY SUPERVISION