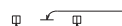

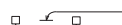


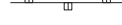

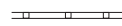

















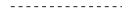



DESIGNED BY	DATE
DRAWN BY	
CHECKED BY	
IN CHARGE	
NOTED BY	
QUANTITY BY	
REVISIONS	

1d1/usr2/traffic/std/legendrv8 Superseded.dgn

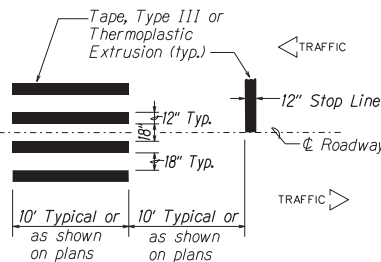
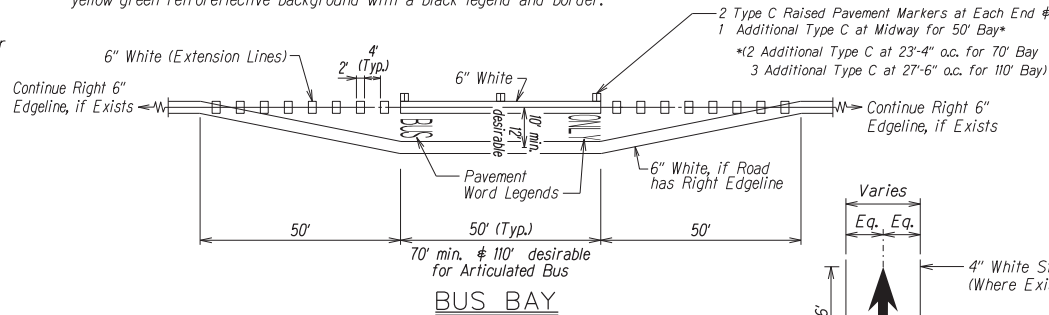
09/25/20

## LEGEND

-  10' White Profiled Thermoplastic Stripe
-  Type C Raised Pavement Markers @ 40'-0" o.c.
-  10' Yellow Profiled Thermoplastic Stripe
-  Type D Raised Pavement Markers @ 40'-0" o.c.
-  8" White Stripe with Type C Raised Pavement Markers @ 20'-0" o.c. (Tape, Type I or Thermoplastic Extrusion)
-  4" Double Solid Yellow with Type D Raised Pavement Markers @ 20'-0" o.c. (Tape, Type I or Thermoplastic Extrusion))
-  4" Double Solid Yellow Stripes with Type H Raised Pavement Markers @ 20'-0" o.c. (Tape, Type II or Thermoplastic Extrusion))
-  6" Yellow Edge Stripe with Type H Raised Pavement Markers @ 40'-0" o.c. (Tape, Type II or Thermoplastic Extrusion))
-  4" Double Solid White Stripes with Type C Raised Pavement Markers @ 20'-0" o.c. (Tape, Type I or Thermoplastic Extrusion)
-  Lane Change Restriction Marking
-  10' White Profiled Thermoplastic Stripe
-  Type C Raised Pavement Markers @ 20'-0" o.c.
-  4" White Stripe (Tape, Type I or Thermoplastic Extrusion)
-  6" or 8" White Edge Stripe with Type C Raised Pavement Markers @ 40'-0" o.c. (Tape, Type II or Thermoplastic Extrusion)
-  4" White Guide Line (Tape, Type III or Thermoplastic Extrusion except for bus bays)
-  Transverse Median Marking (Tape, Type II or Thermoplastic Extrusion)
-  Transverse Shoulder Marking (Tape, Type II or Thermoplastic Extrusion)
-  Channelizing Island or Deceleration Lane Gore (Tape, Type II or Thermoplastic Extrusion)
-  Crosswalk and Stop Line. All Stop Lines shall be 10'-0" from Crosswalk unless otherwise noted. The circled number indicates the number of lanes for payment (Tape, Type III or Thermoplastic Extrusion)
-  Pavement Arrow (Tape, Type III or Thermoplastic Extrusion)
-  STOP
-  Pavement Word (Tape, Type III or Thermoplastic Extrusion)
-  10' Yellow Profiled Thermoplastic Stripe
-  Type D Raised Pavement Markers @ 40'-0" o.c.
-  Type H Raised Pavement Markers (Reflective Surface facing no-passing direction)
-  4" Single Solid Yellow Stripe (Tape, Type I or Thermoplastic Extrusion)
-  Extension of Edge Line, 4" Wide x 2'-0" Long White Stripe @ 10'-0" o.c. w/Type C Markers @ 40'-0" o.c. (Tape, Type III or Thermoplastic Extrusion)

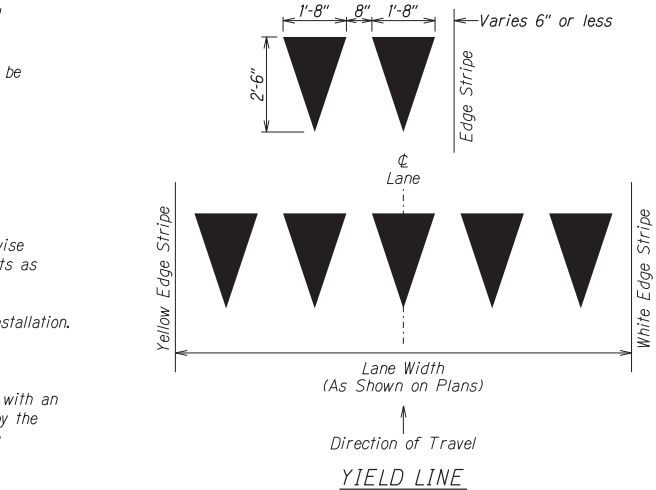
## NOTES

- Layout of pavement markings and striping shall be done by the Contractor and approved by the Engineer prior to any installation work.
- Existing pavement markings not incorporated in the final traffic pattern shall be removed as directed by the Engineer. Costs shall be incidental to the various pavement marking items.
- Raised pavement markers shall not be installed within crosswalks.
- Final locations of all signs shall be approved by the Engineer prior to any installation work.
- Existing signs not shown on these plans shall remain as posted unless otherwise directed by the Engineer. Removal and disposal of existing signs and/or posts as designated on these plans shall be incidental to the various signing items.
- Final locations of all Stop Lines shall be approved by the Engineer prior to installation.
- All pavement striping shall be as noted on the legend or plans.
- All preformed pavement marking tapes over existing pavement shall be applied with an approved primer as recommended by the tape manufacturer and as approved by the Engineer. The primer shall be allowed to dry to the tacky stage prior to tape application.
- All pedestrian warning signs with supplemental sign shall be on a fluorescent yellow-green retroreflective background with a black legend and border.



**CROSSWALK STRIPING DETAIL**

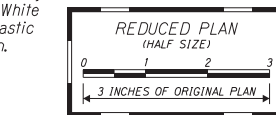
Not to Scale



**BIKE LANE PAVEMENT MARKING DETAIL**

Not to Scale

FED. ROAD DIST. NO.	STATE	PROJ. NO.	FISCAL YEAR	SHEET NO.	TOTAL SHEETS
HAWAII	HAW.	X	X	0	0



STATE OF HAWAII  
DEPARTMENT OF TRANSPORTATION  
HIGHWAYS DIVISION  
**PAVEMENT MARKING  
LEGEND, DETAILS & NOTES**

**HWY-OM-2022-36**

**Figure 1**

Scale: As Noted Date: X  
SHEET No. 0 OF 0 SHEETS