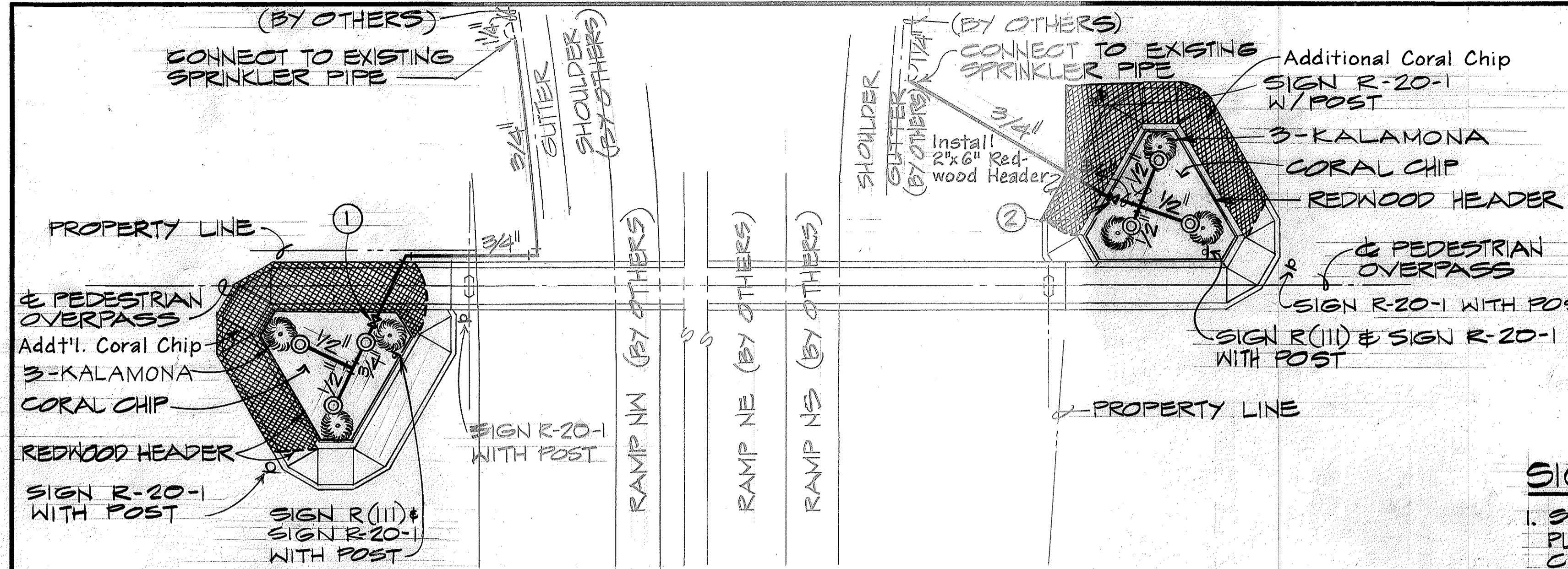


FED. ROAD DIST. NO.	STATE	FED. AID PROJ. NO.	FISCAL YEAR	SHEET NO.	TOTAL SHEETS
HAWAII	HAW.	FH-1(43):15	1977	8	11



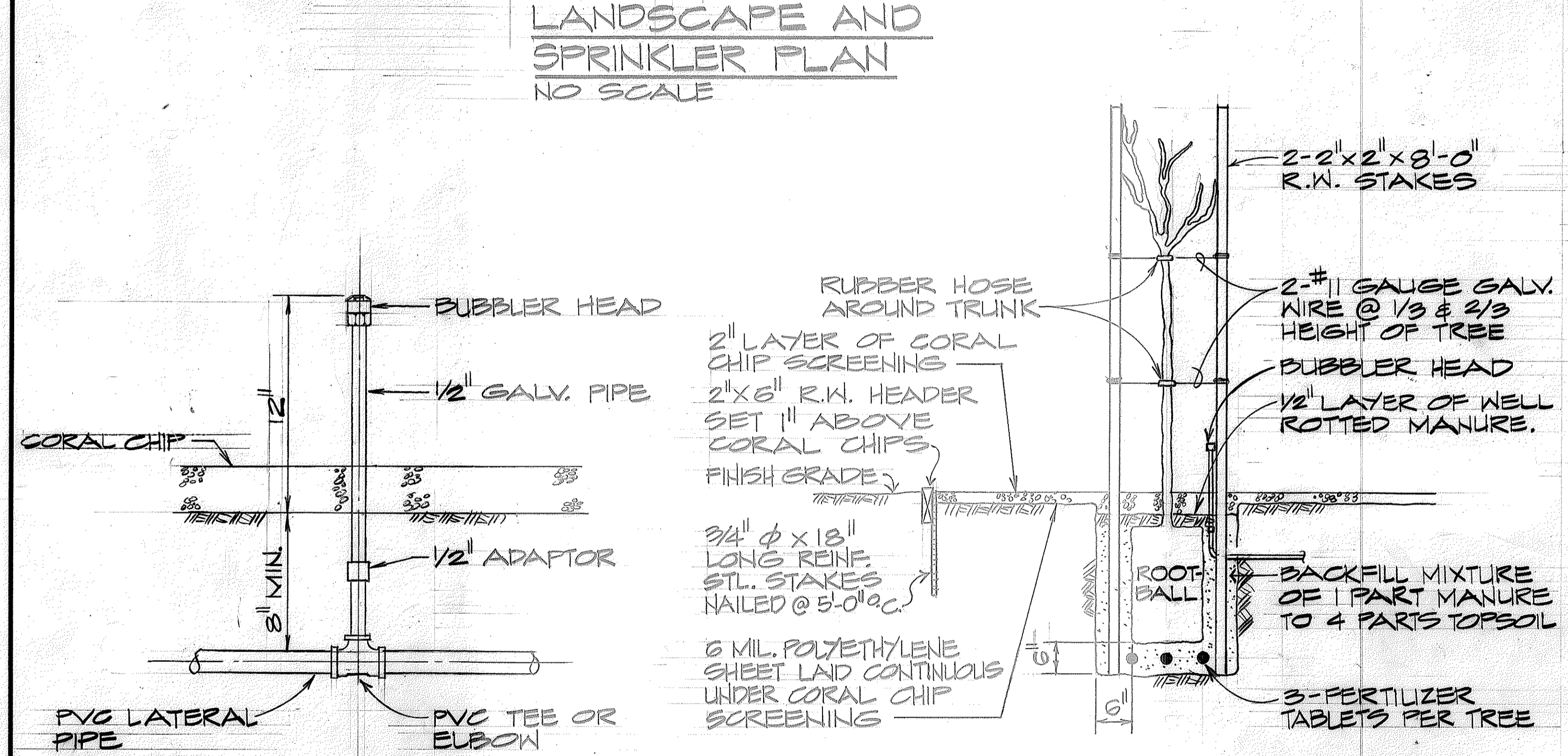
WALK BIKE
4" SERIES "E" LETTERS
R-20-1
18" x 18"

SKATEBOARDING AND CYCLING PROHIBITED
3" SERIES C
R(111)
36" x 24"

- LANDSCAPE NOTES:**
1. PRIOR TO EXCAVATION, ALL TREE PLANTING LOCATIONS SHALL BE STAKED-OUT BY THE CONTRACTOR FOR APPROVAL BY THE ENGINEER.
 2. USE FERTILIZER TABLETS WITH A 20-10-5 ANALYSIS IN ALL PLANTING POCKETS. 10 G.C. STOOK USE 3 TABLETS.

- SIGNING NOTES:**
1. SIGN DETAILS SHALL CONFORM TO THE FHWA PUBLICATIONS "MANUAL ON UNIFORM TRAFFIC CONTROL DEVICES FOR STREETS AND HIGHWAYS", 1971, AND "STANDARD HIGHWAY SIGNS".
 2. ALL REGULATORY SIGNS SHALL HAVE 3/8" BOLT HOLES DRILLED AT APPROPRIATE LOCATIONS.
 3. ALL SIGN SHALL BE REFLECTORIZED.
 4. FOR MOUNTING DETAILS, SEE SHT. DT 100 FOR SIGNS MOUNTED ALONG BIKEWAYS

- SPRINKLER NOTES:**
1. PVC PIPE AND FITINGS SHALL BE INSTALLED IN STRICT ACCORDANCE WITH THE MANUFACTURER'S RECOMMENDATIONS.
 2. NO ROCKS ONE INCH OR LARGER SHALL BE USED IN BACKFILLING OF TRENCHES.
 3. FINAL LOCATIONS OF SHUT-OFF VALVES SHALL BE DETERMINED BY THE ENGINEER.
 4. TRENCH WIDTHS SHALL NOT BE LESS THAN 12".
 5. PAYMENT FOR SPRINKLER LINES SHALL BE COMPLETE IN PLACE AND INCLUDE TRENCHING AND BACKFILLING



SPRINKLER SUMMARY

ESTIMATED QUANTITIES

SYSTEM NO.	ITEM NO.	ESTIMATED QUANTITIES					
		.1001	.1401	.1411	.270	.330	
	1/2 INCH GALVANIZED STEEL PIPE						
	1/2 INCH COPPER OR PVC PIPE						
	3/4 INCH COPPER OR PVC PIPE						
	B-1 BUBBLER HEAD						
	3/4 INCH SHUT-OFF VALVE WITH TYPE A VALVE BOX						
	UNIT USED	LS.	LS.	LS.	EACH	EACH	
①		(4) (LN FT)	(22) (LN FT)	(110) (LN FT)	3	1	
②		(4) (LN FT)	(28) (LN FT)	(60) (LN FT)	3	1	


SPRINKLER LEGEND

SYMBOL	DESCRIPTION	PRESSURE P.S.I.	COVERAGE FT.	FLOW GPM	RISER INCHES
⊙	BUBBLER HEAD	15	0	3.1	1/2
⊠	SHUT-OFF VALVE, INSTALL IN VALVE BOX WITH COVER				

PLANT LIST

SYMBOL	QUANTITY	BOTANIC AND COMMON NAME	SIZE AND CONDITION
TREE	6	CASSIA GLANCA (KALAMONA)	5 G.C., 4' HIGH,

DATE: _____
 SURVEY PLOTTED BY: _____
 DRAWN BY: _____
 TRACED BY: _____
 QUANTIFIED BY: _____
 CHECKED BY: _____
 ORIGINAL PLAN NOTE BOOK No. _____



STATE OF HAWAII
 DEPARTMENT OF TRANSPORTATION
 HIGHWAYS DIVISION

LANDSCAPE, SPRINKLER AND SIGNING PLAN

PEDESTRIAN - BIKEWAY OVERPASS
 PEARL HARBOR INTERCHANGE
 F.A.I. PROJ. NO. I-HI-1(43):15
 SCALE: AS SHOWN DATE: JAN. 14, 1977
 SHEET No. 8 OF 11 SHEETS

THIS WORK WAS PREPARED BY ME OR UNDER MY SUPERVISION.