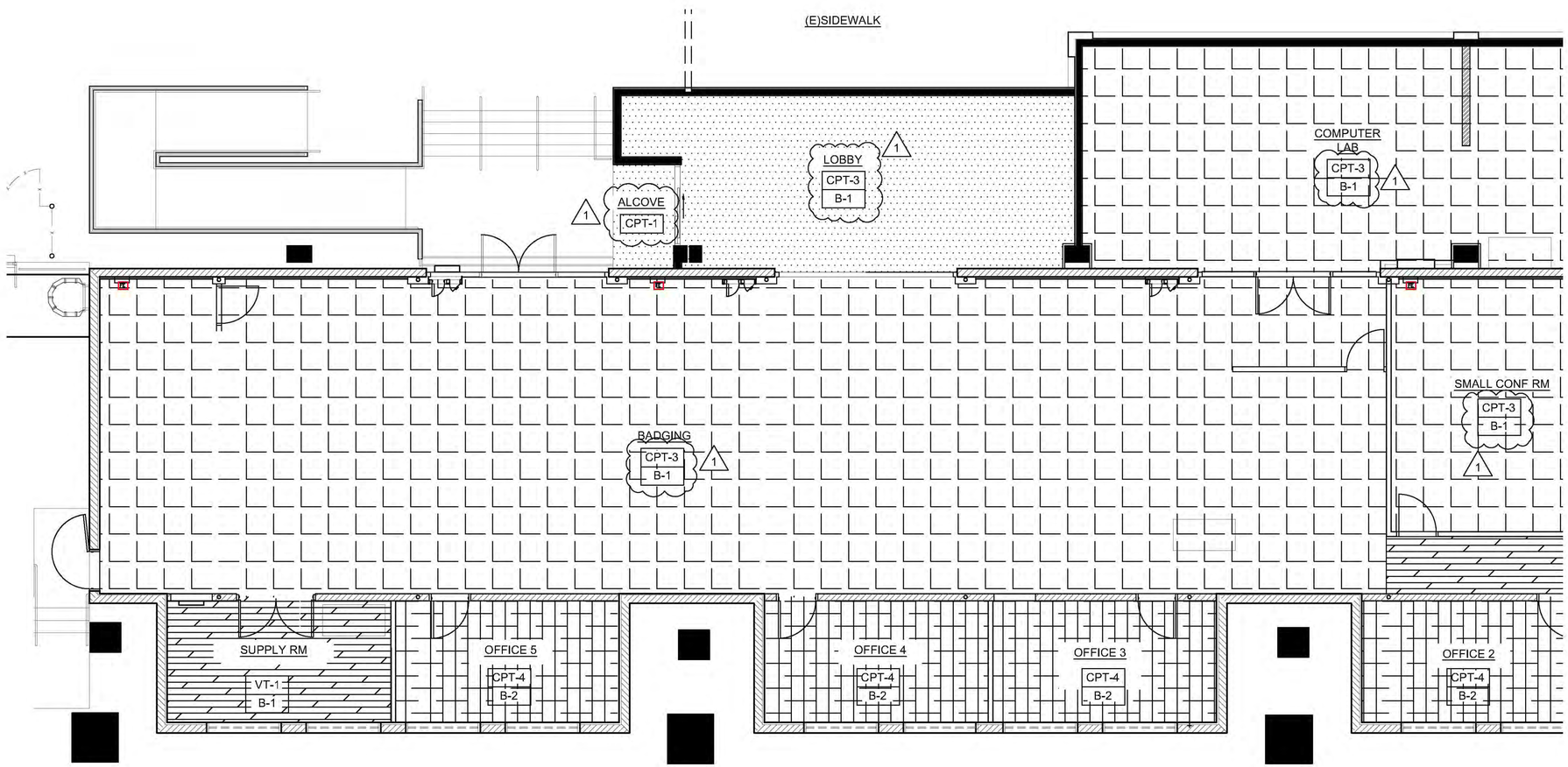

1 A002.2 FLOOR FINISH PLAN
SCALE: 3/16"= 1'-0"

1' 0 2' 4' 6' 10'

Airports Division
DEPARTMENT OF TRANSPORTATION
STATE OF HAWAII

LICENSED PROFESSIONAL ARCHITECT No.AR-6093

04/30/24
Licensed Expiration Date

This work was prepared by me or under my supervision.

DSGN.	DRWN.	CHKD.	APPD.

NO.	DATE	REVISIONS
1	03/10/23	ADDENDUM #1

DATE

PROJECT TITLE :

NEW PASS AND ID OFFICE

AT
DANIEL K. INOUYE INTERNATIONAL AIRPORT
HONOLULU, OAHU, HAWAI'I

PROJECT NO.:

CO1322-63

SHEET TITLE:

FLOOR FINISH PLAN

DATE : **12/21/22**

SHEET : **8 OF 100 SHEETS**

DWG. NO. **A002.2**

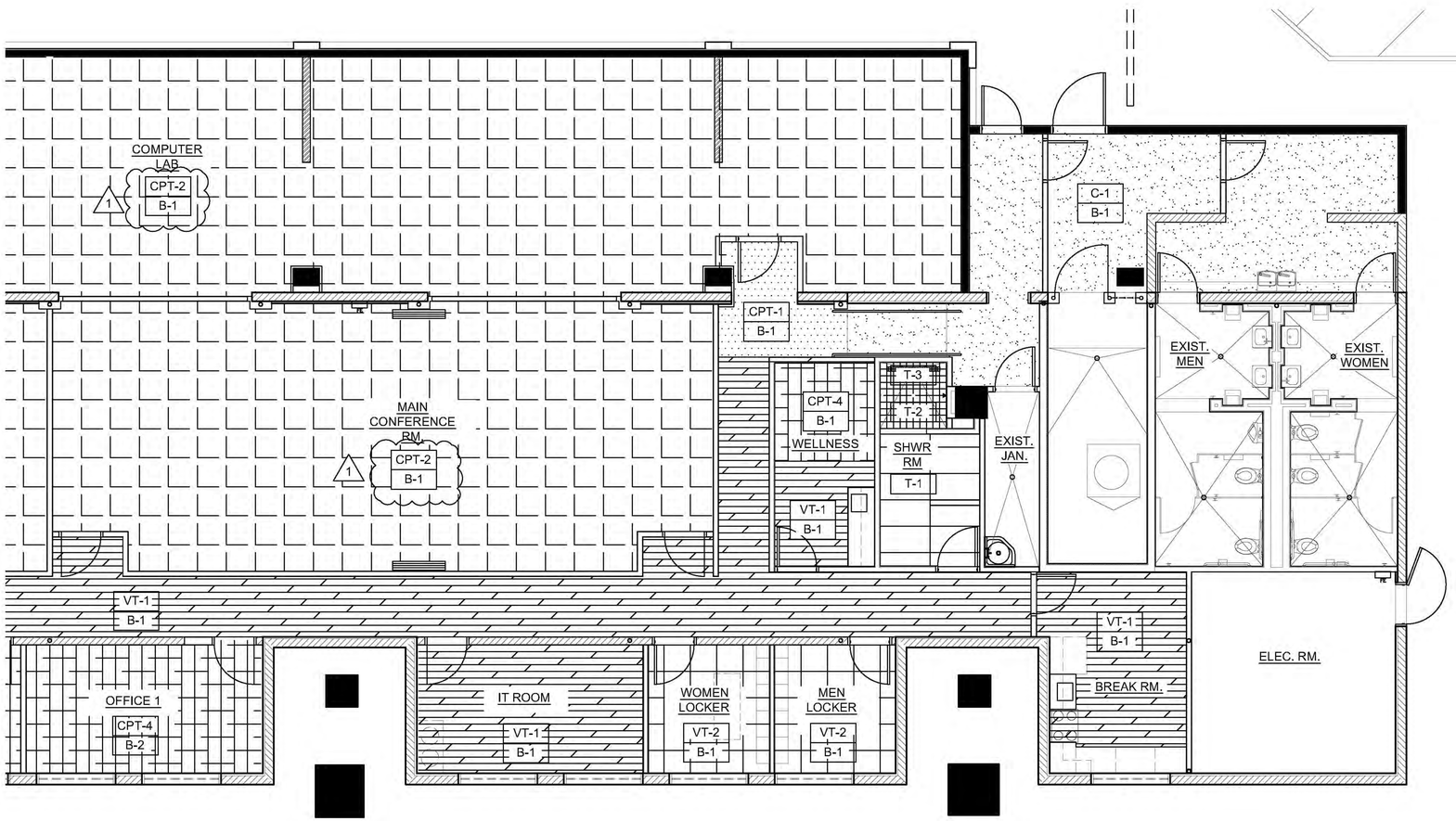

1 A002.3 FLOOR FINISH PLAN

SCALE: 3/16"= 1'-0"

1' 0 2' 4' 6' 10'

Airports Division

DEPARTMENT OF TRANSPORTATION
STATE OF HAWAII

LLOYD M. HIGA
LICENSED PROFESSIONAL ARCHITECT
No.AR-6093
HAWAII, U.S.A.

04/30/24
Licensed Expiration Date

This work was prepared by me or under my supervision.

DSGN.	DRWN.	CHKD.	APPD.

NO.	DATE	REVISIONS
1	03/10/23	ADDENDUM #1

DATE

PROJECT TITLE :

NEW PASS AND ID OFFICE

AT
DANIEL K. INOUYE INTERNATIONAL AIRPORT
HONOLULU, OAHU, HAWAI'I

PROJECT NO.:

CO1322-63

SHEET TITLE:

FLOOR FINISH PLAN

DATE : 12/21/22

SHEET : 9 OF 100 SHEETS

DWG. NO. A002.3

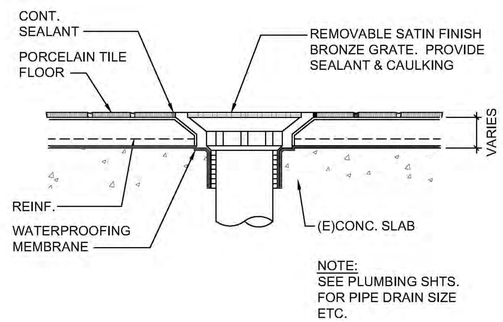

1 A002.5 **FLOOR DRAIN DETAIL**
SCALE: 1-1/2"=1'-0"

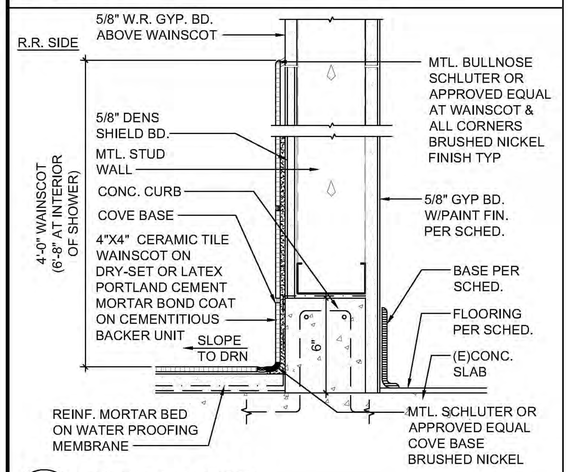

2 A002.5 **TILE WALL DETAIL**
SCALE: 3"=1'-0"

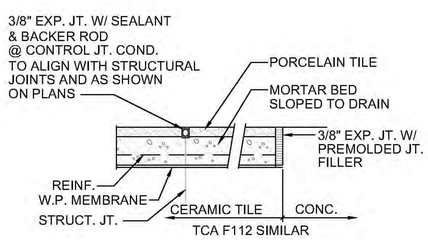

NOTE:
- MOISTURE TEST CONCRETE SLAB PRIOR TO INSTALLATION OF ANY KIND.

3 A002.5 **TYPICAL TILE DETAIL**
SCALE: 3"=1'-0"

INTERIOR FINISH LIST

CODE	MATERIAL	MANUFACTURER	SYTLE/PATTERN/COLOR	REMARKS
ACT–1	ACOUSTICAL CEILING PANEL	ARMSTRONG	STYLE: CALLA SIZE: 2X2 COLOR: WHITE GRID: 15/16" PRELUDE, SQUARE LAY–IN	CONF RMS, LOBBY, COMP LAB
CL–1	PAINT	SHERWIN WILLIAMS	COLOR: PURE WHITE SHEEN FLAT	GYP BD CEILINGS/SOFFITS
VT–1	VINYL TILE	MOHAWK	STYLE: PREMIUM WOOD, LIVING LOCAL (C0194) COLOR: TAN TONE SIZE: 8 X 52	HALLWAYS, SUPPLY RM, IT RM, BREAK RM
VT–2	VINYL TILE	MOHAWK	STYLE: STONEWORK, LIVING LOCAL (C0179) COLOR: IGNEOUS 950 SIZE: 12 X 24	LOCKER RMS
CPT–1	CARPET TILE	OBEX	STYLE: CUT/CROSS COLOR: DARK GREY 1	MAIN ENTRY ALCOVE, BACK HALLWAY
CPT–2	CARPET TILE	OBEX	STYLE: CUT/CROSS COLOR: BLUE	LOBBY
CPT–3	CARPET TILE	MOHAWK	STYLE: ENLIVEDED, ART EXPOSURE (BT455) COLOR: ECRU, 958 SIZE: 24 X 24	BADGING, COMPUTER LAB, CONF ROOMS
CPT–4	CARPET TILE	MOHAWK	STYLE: cHILLD, RELAXING FLOORS (GT424) COLOR: FOCUS, 829 SIZE: 12 X 36	OFFICES, WELLNESS ROOM
CS–1	CONCRETE SEALER	SCOFIELD	STYLE: SCOFIELD FORMULA ONE LITHIUM CONCRETE DENSIFIER MP	BACK HALLWAY TO RR'S
B–1	RUBBER BASE 4"	MOHAWK	COLOR: AIRCRAFT CARRIER, 073	LOBBY AREA, BADGING AREA, SUPPLY RM, HALLWAY, BREAK, WELLNESS, CONF RMS, COMP LAB
B–2	RUBBER BASE 4"	MOHAWK	COLOR: DOVE, 053	OFFICES
PL–1	PLASTIC LAMINATE	WILSONART	COLOR: NEO WALNUT, #7991 FINISH: 38 FINE VELVET	LOBBY RECEPTION COUNTER PANELS
PL–2	PLASTIC LAMINATE	WILSONART	COLOR: TAILORED LINEN, #4992 FINISH: 38 FINE VELVET	BREAK RM, WELLNESS RM
PT–1	PAINT	SHERWIN WILLIAMS	COLOR: CEILING BRIGHT WHITE, SW7007 SHEEN: FLAT	BYP BD CEILINGS/SOFFITS THROUGHOUT
PT–2	PAINT	SHERWIN WILLIAMS	COLOR: ICE CUBE, SW6252 SHEEN: SATEEN	LOBBY, BADGING AREA WALLS, CONF RMS, COMP LAB., HALLWAYS
PT–3	PAINT	SHERWIN WILLIAMS	COLOR: MEDITATIVE, SW6227 SHEEN: SATEEN	WELLNESS RM
PT–4	PAINT	SHERWIN WILLIAMS	COLOR: SILVERPOINTE, SW7653 SHEEN: SATEEN	OFFICE
PT–5	PAINT	SHERWIN WILLIAMS	COLOR: NEBULOUSE WHITE, SW7063 SHEEN: SATEEN,(SEMI–GLOSS AT BREAK/SHOWER)	BREAK RM, LOCKER RMS, SHOWER RM
T–1	PORCELAIN TILE	DALTILE	STYLE: STONE ATACHE COLOR: EMINENCE GREY SIZE: 24X48 FINISH: MATTE	SHOWER ROOM FLOOR
T–2	PORCELAIN TILE	DALTILE	STYLE: STONE ATACHE COLOR: EMINENCE GREY SIZE: 12X24 FINISH: MATTE	SHOWER STALL WALLS/WAINSCOT
T–3	PORCELAIN TILE	DALTILE	STYLE: STONE ATACHE COLOR: EMINENCE GREY SIZE: ABSTRACT FINISH: MATTE	SHOWER STALL FLOOR
SS–1	SOLID SURFACE	CORIAN	COLOR: RAIN CLOUD	LOBBY RECEPTION COUNTER
SS–2	SOLID SURFACE	CORIAN	COLOR: PEBBLE TERRAZZO	BREAK RM, WELLNESS RM COUNTERS
SS–3	SOLID SURFACE	CORIAN	COLOR: DOVE	SHOWER RM BENCH
SP–1	SOLID POLYMER RESIN PANEL	3–FORM	STYLE: SAVU COLOR: OFF SHORE SIZE: 1/4" MOUNT: STAND OFFS	LOBBY RECEPTION COUNTER FRONT PANEL

STATE OF HAWAII 1959

Airports Division
DEPARTMENT OF TRANSPORTATION
STATE OF HAWAII

LLOYD M. HIGA
LICENSED PROFESSIONAL ARCHITECT
No.AR-6093
HAWAII, U.S.A.

04/30/24
Licensed Expiration Date

This work was prepared by me or under my supervision.

DSGN.	DRWN.	CHKD.	APPD.

NO.	DATE	REVISIONS
1	03/10/23	ADDENDUM #1

DATE

PROJECT TITLE :

NEW PASS AND ID OFFICE

AT
DANIEL K. INOUYE INTERNATIONAL AIRPORT
HONOLULU, OAHU, HAWAI'I

PROJECT NO.:

CO1322-63

SHEET TITLE:

INTERIOR FINISH SCHEDULE

DATE : 12/21/22

SHEET : 10 OF 100 SHEETS

DWG. NO. A002.4

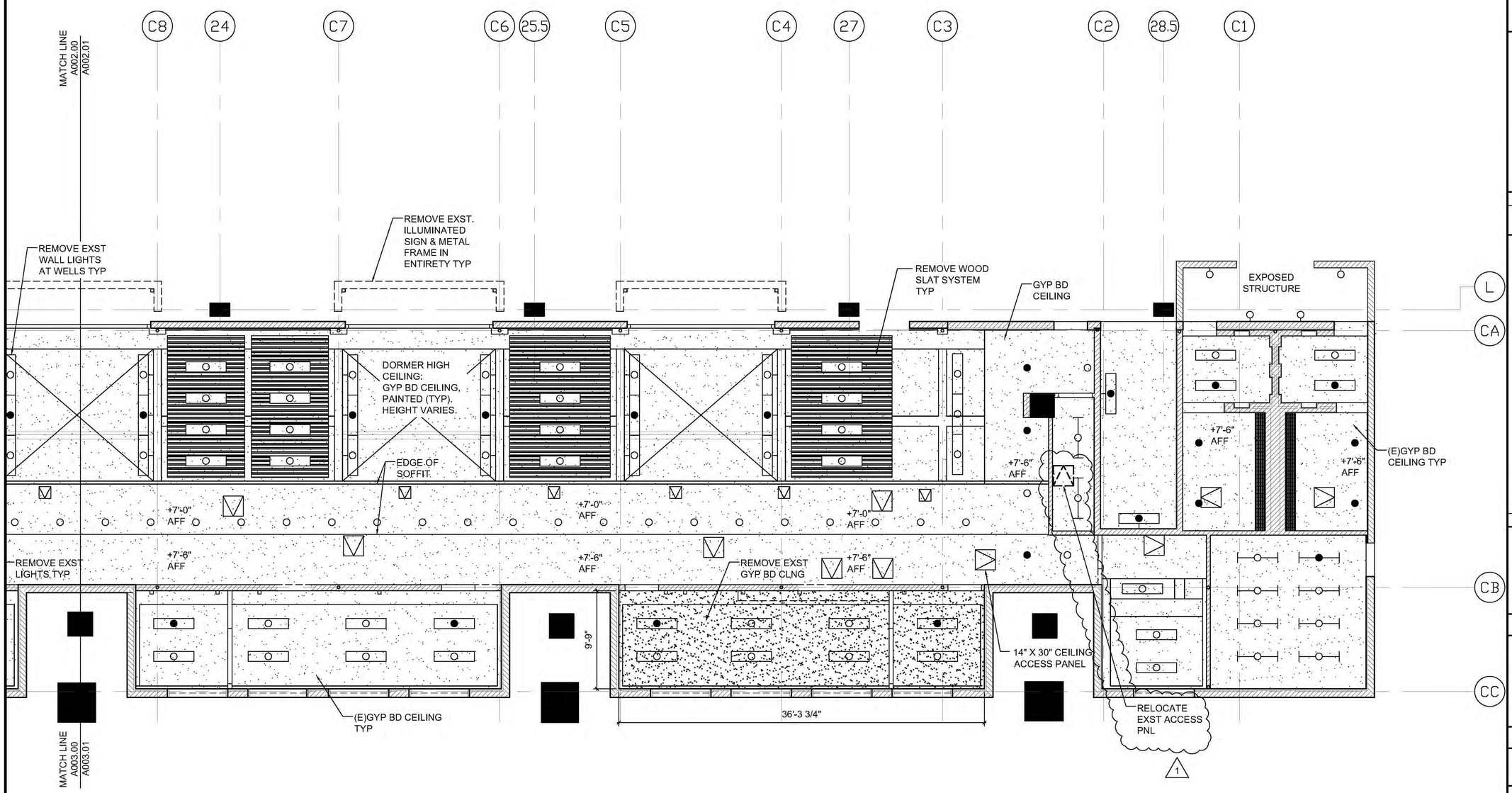

1 A003.1 EXISTING REFLECTED CEILING PLAN

SCALE: 3/16"= 1'-0"

1'0 2' 4' 6' 10'

STATE OF HAWAII 1959

Airports Division

DEPARTMENT OF TRANSPORTATION
STATE OF HAWAII

LLOYD M. HIGA
LICENSED PROFESSIONAL ARCHITECT
No.AR-6093
HAWAII, U.S.A.

04/30/24
Licensed Expiration Date

This work was prepared by me or under my supervision.

DSGN.	DRWN.	CHKD.	APPD.

NO.	DATE	REVISIONS
1	03/10/23	ADDENDUM #2

DATE

PROJECT TITLE :

NEW PASS AND ID OFFICE

AT
DANIEL K. INOUYE INTERNATIONAL AIRPORT
HONOLULU, OAHU, HAWAI'I

PROJECT NO.:

CO1322-63

SHEET TITLE:

EXISTING REFLECTED CEILING PLAN

DATE :
12/21/22

SHEET :
12 OF 100 SHEETS

DWG. NO.
A003.1

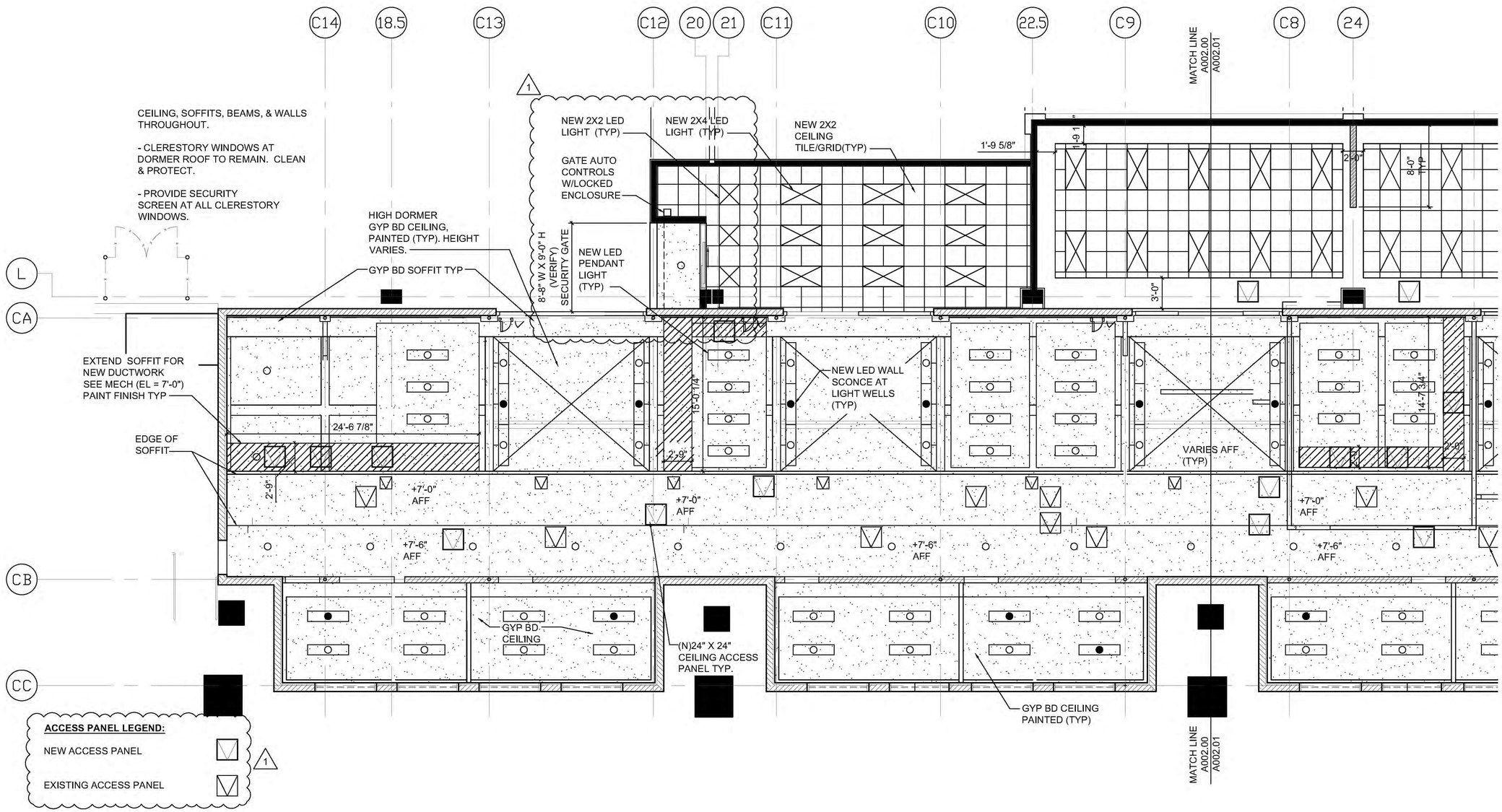

1 A004 NEW REFLECTED CEILING PLAN
SCALE: 3/16"= 1'-0"

1' 0 2' 4' 6' 10'

Airports Division
DEPARTMENT OF TRANSPORTATION
STATE OF HAWAII

LLOYD M. HIGA
LICENSED PROFESSIONAL ARCHITECT
No.AR-6093
HAWAII, U.S.A.

04/30/24
Licensed Expiration Date

This work was prepared by me or under my supervision.

DSGN.	DRWN.	CHKD.	APPD.

NO.	DATE	REVISIONS
1	03/10/23	ADDENDUM #2

DATE

PROJECT TITLE :

NEW PASS AND ID OFFICE

AT
DANIEL K. INOUYE INTERNATIONAL AIRPORT
HONOLULU, OAHU, HAWAI'I

PROJECT NO.:

CO1322-63

SHEET TITLE:

NEW CEILING PLAN

DATE : 12/21/22

SHEET : 13 OF 100 SHEETS

DWG. NO. A004

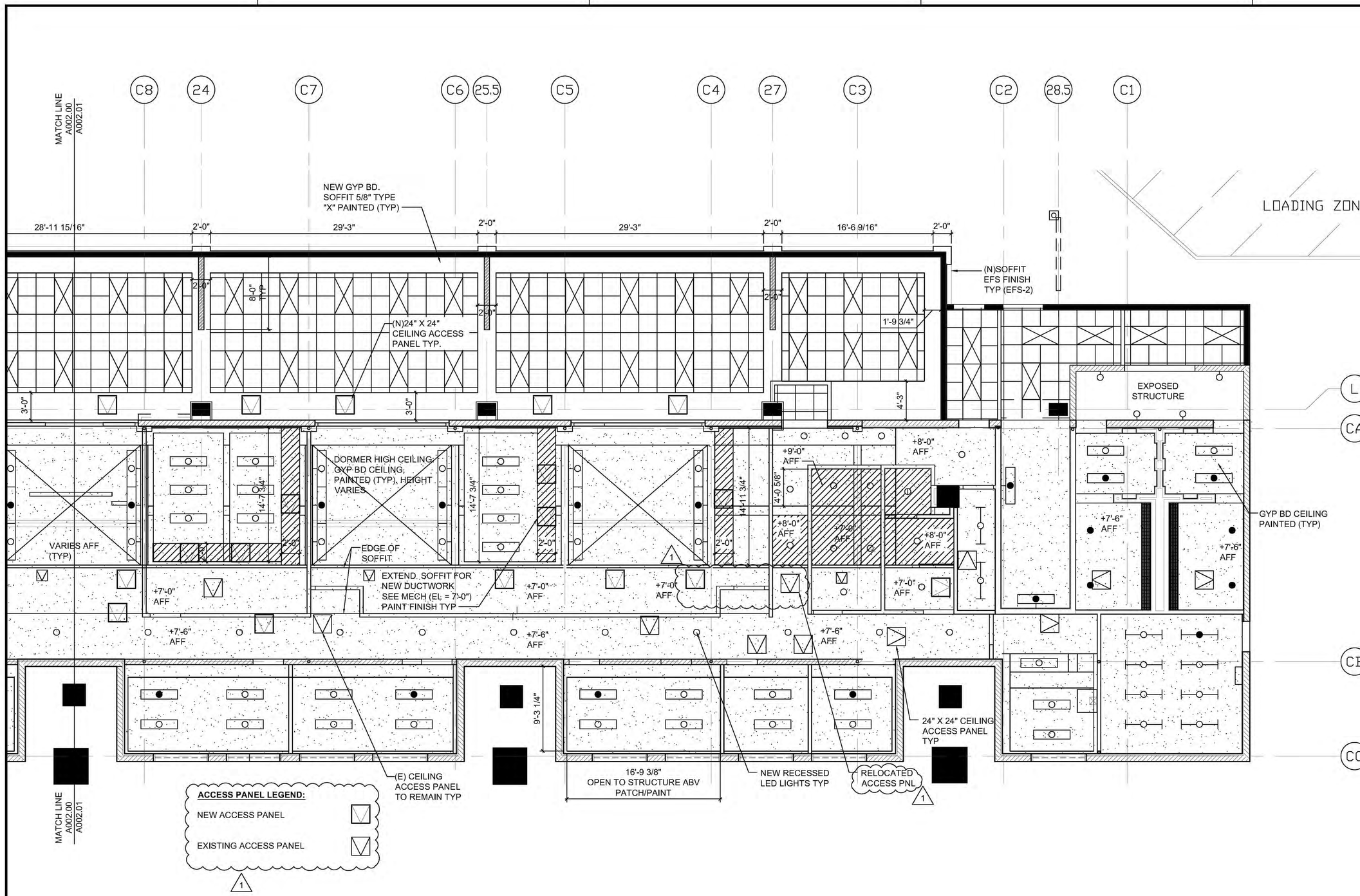

1 A004.1 NEW REFLECTED CEILING PLAN

SCALE: 3/16"= 1'-0"

1' 0 2' 4' 6' 10'

STATE OF HAWAII 1959

Airports Division

DEPARTMENT OF TRANSPORTATION STATE OF HAWAII

LLOYD M. HIGA LICENSED PROFESSIONAL ARCHITECT No.AR-6093 HAWAII, U.S.A.

04/30/24

Licensed Expiration Date

This work was prepared by me or under my supervision.

DSGN.	DRWN.	CHKD.	APPD.

NO.	DATE	REVISIONS
1	03/10/23	ADDENDUM #2

DATE

PROJECT TITLE :

NEW PASS AND ID OFFICE

AT
DANIEL K. INOUYE INTERNATIONAL AIRPORT
HONOLULU, OAHU, HAWAI'I

PROJECT NO.:

CO1322-63

SHEET TITLE:

NEW CEILING PLAN

DATE : 12/21/22

SHEET : 14 OF 100 SHEETS

DWG. NO. A004.1

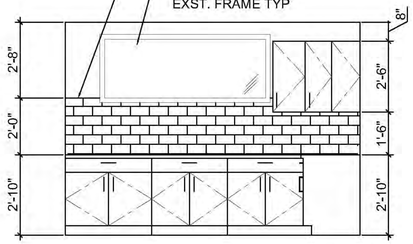

C
BREAK ROOM

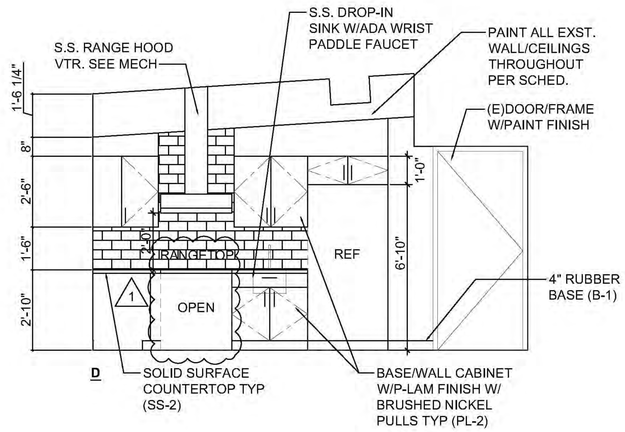

D

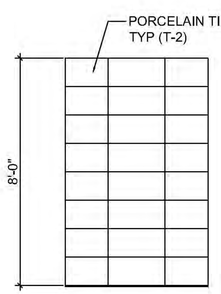

A
SHOWER ROOM

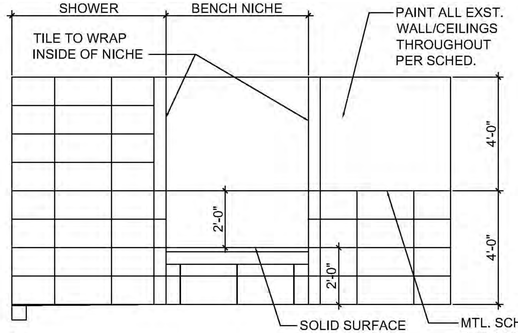

B

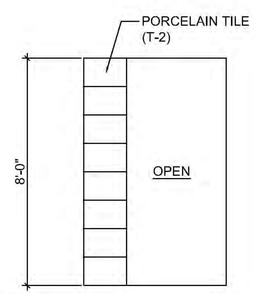

C

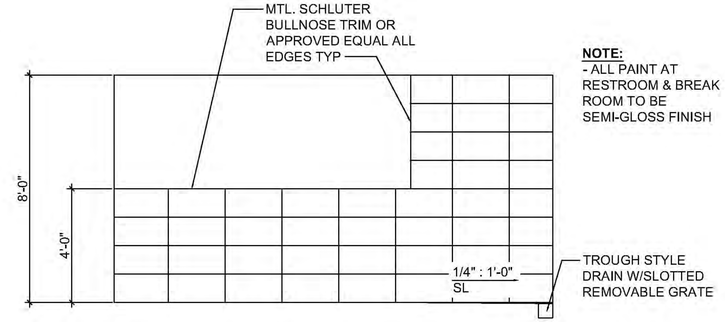

D

NOTE:
- ALL PAINT AT RESTROOM & BREAK ROOM TO BE SEMI-GLOSS FINISH

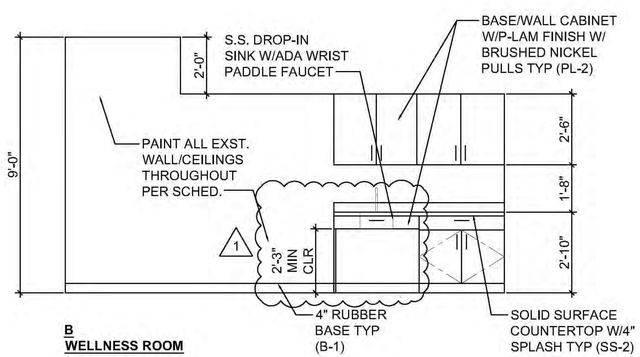

B
WELLNESS ROOM

1 / A007 INTERIOR ELEVATIONS
SCALE: 3/8"= 1'-0"

1' 0 2' 4' 6'

Airports Division
DEPARTMENT OF TRANSPORTATION
STATE OF HAWAII

LLOYD M. HIGA
LICENSED PROFESSIONAL ARCHITECT
No.AR-6093
HAWAII, U.S.A.

04/30/24
Licensed Expiration Date

This work was prepared by me or under my supervision.

DSGN.	DRWN.	CHKD.	APPD.

NO.	DATE	REVISIONS
1	03/10/23	ADDENDUM #2

DATE

PROJECT TITLE :

NEW PASS AND ID OFFICE

AT
DANIEL K. INOUYE INTERNATIONAL AIRPORT
HONOLULU, OAHU, HAWAI'I

PROJECT NO.:

CO1322-63

SHEET TITLE:

INTERIOR ELEVATIONS

DATE : 12/21/22

SHEET : 19 OF 100 SHEETS

DWG. NO. A007

NOTE:
PROVIDE SEISMIC REINFORCEMENT PER MANUFACTURER RECOMMENDATIONS

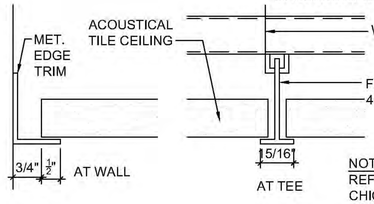

NOTE:
REFERENCE MADE FROM CHICAGO METALLIC CORP. FOR SELECTION GUIDE PURPOSE ONLY. CONTRACTOR MAY SUBMIT OTHER MANUFACTURER FOR APPROVAL AS PER SPECIFICATIONS

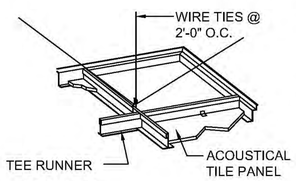

ISOMETRIC

1 / A008 ACOUSTICAL CEILING TILE

SCALE: 6"=1'-0"

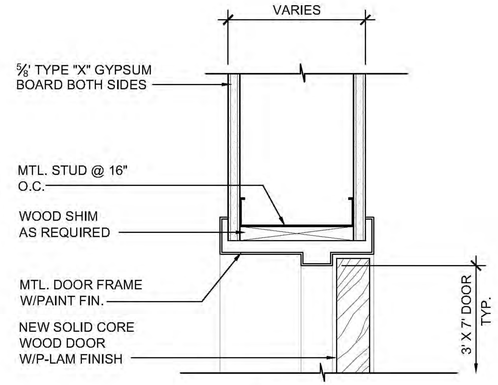

HEAD/JAMB

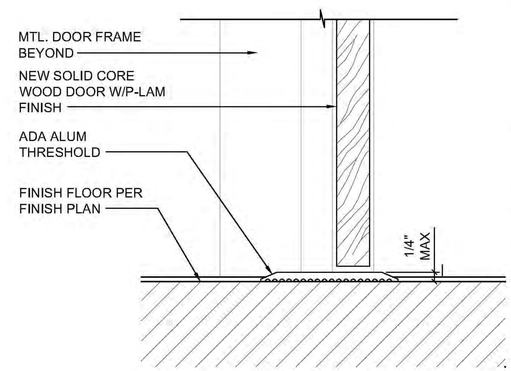

THRESHOLD

3 / A008 TYPICAL SOLID CORE WOOD INTERIOR DOOR DETAIL

SCALE: 3"=1'-0"

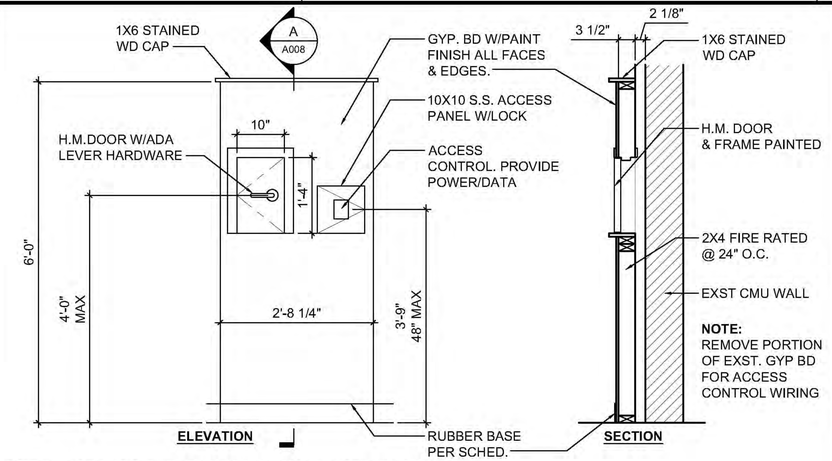

6 / A008 BADGE TESTING STATION DETAIL

SCALE: 1-1/2" = 1'-0"

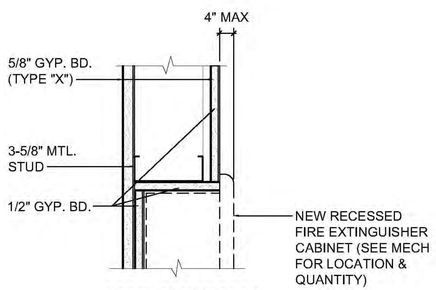

FIRE EXTINGUISHER TO BE UL RATED TO MEET OCCUPANCY TYPE FOR OFFICE USE

2 / A008 FIRE EXTINGUISHER CABINET DET

SCALE: 3"=1'-0"

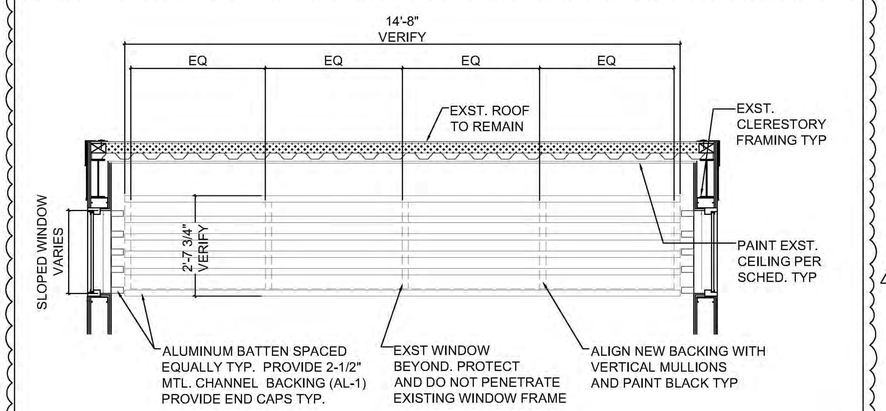

7 / A008 TYPICAL WINDOW SCREEN DETAIL

SCALE: 1/2" = 1'-0"

1' 0 2' 4'

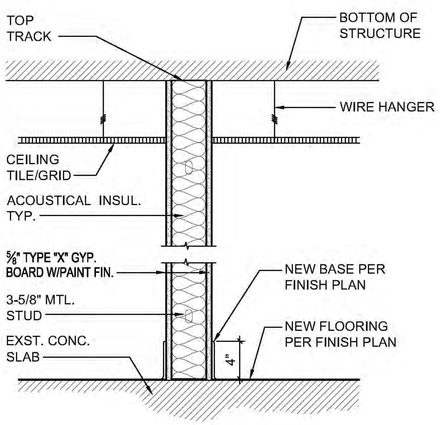

4 / A008 TYPICAL INTERIOR WALL (6" STUD WALL SIM.)

SCALE: 1-1/2" = 1'-0"

NOTE:
- ALL EDGES OF SIGN SHALL BE 9" FROM ALL FACE OF BLDGS OR DOOR FRAMES

- SIGNS HEIGHTS SHALL BE PROVIDED SUCH THAT THE BOTTOM OF LETTERS ARE NO LESS THAN 48" A.F.F. TO THE BOTTOM OF THE BRAILLE.

1

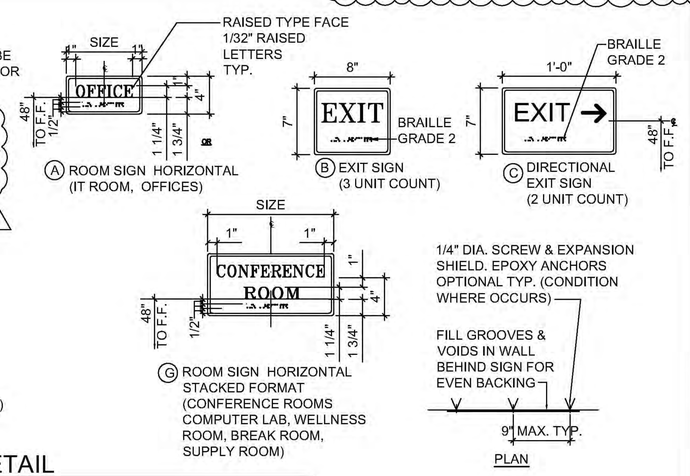

5 / A008 SIGNAGE DETAIL

SCALE: 1-1/2"=1'-0"

3" 0 3" 6" 9"

Airports Division
DEPARTMENT OF TRANSPORTATION
STATE OF HAWAII

LLOYD M. HIGA
LICENSED PROFESSIONAL ARCHITECT
No.AR-6093
HAWAII, U.S.A.

04/30/24
Licensed Expiration Date

This work was prepared by me or under my supervision.

DSGN.	DRWN.	CHKD.	APPD.

NO.	DATE	REVISIONS
1	03/10/23	ADDENDUM #2

DATE

PROJECT TITLE :

NEW PASS AND ID OFFICE

AT
DANIEL K. INOUYE INTERNATIONAL AIRPORT
HONOLULU, OAHU, HAWAI'I

PROJECT NO.:

CO1322-63

SHEET TITLE:

MISC DETAILS

DATE : 12/21/22

SHEET : 20 OF 100 SHEETS

DWG. NO. A008

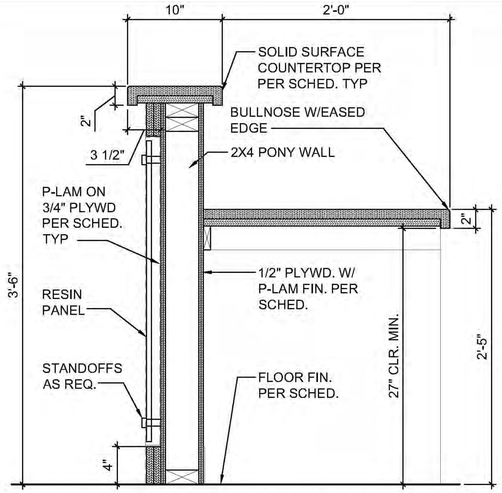

3 A008.2 RECEPTION COUNTER @ LEDGE

SCALE: 1-1/2" = 1'-0"

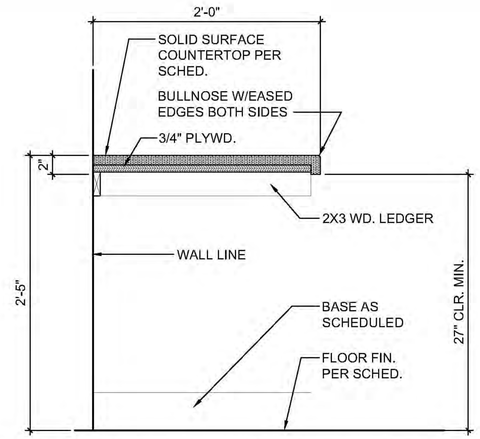

4 A008.2 RECEPTION COUNTER WALL SIDE

SCALE: 1-1/2" = 1'-0"

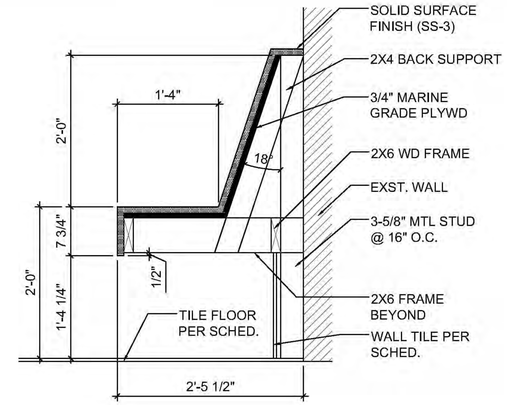

5 A008.2 SOLID SURFACE BENCH DETAIL

SCALE: 1" = 1'-0"



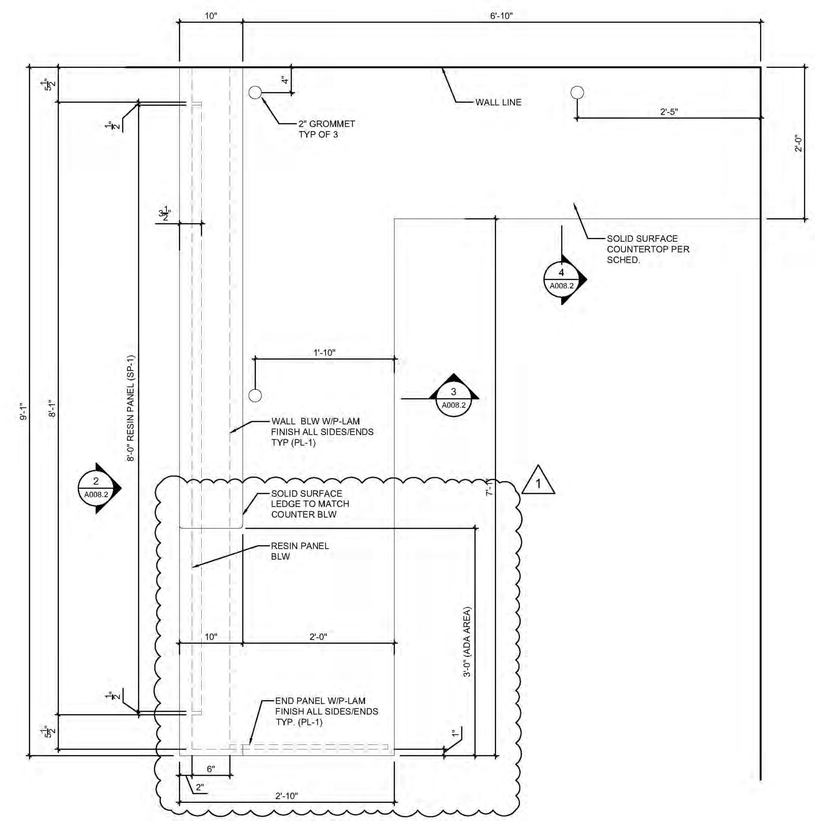

1 A008.2 RECEPTION COUNTER PLAN

SCALE: 1-1/2" = 1'-0"

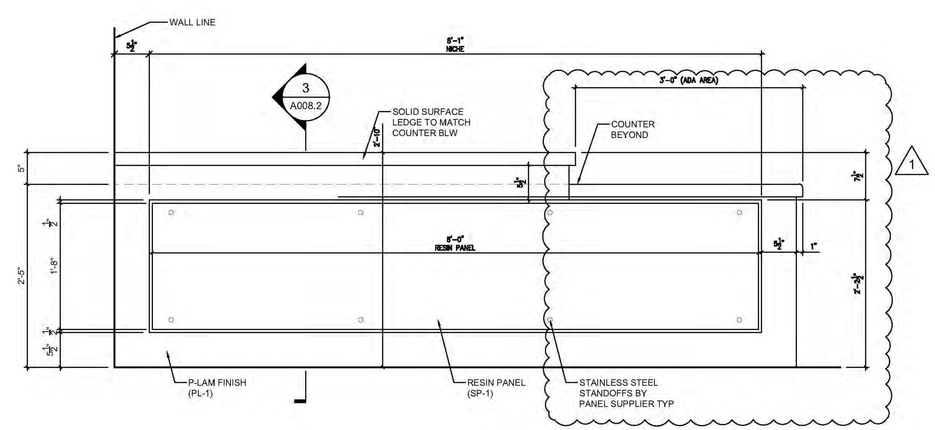

2 A008.2 RECEPTION COUNTER ELEVATION

SCALE: 1-1/2" = 1'-0"

Airports Division
DEPARTMENT OF TRANSPORTATION
STATE OF HAWAII

LLOYD M. HIGA
LICENSED PROFESSIONAL ARCHITECT
No.AR-6093
HAWAII, U.S.A.

04/30/24
Licensed Expiration Date

This work was prepared by me or under my supervision.

DSGN.	DRWN.	CHKD.	APPD.

NO.	DATE	REVISIONS
1	03/10/23	ADDENDUM #2

DATE

PROJECT TITLE :

NEW PASS AND ID OFFICE

AT
DANIEL K. INOUYE INTERNATIONAL AIRPORT
HONOLULU, OAHU, HAWAI'I

PROJECT NO.:

CO1322-63

SHEET TITLE:

RECEPTION COUNTER PLAN, ELEVATIONS, DETAILS

DATE : **12/21/22**

SHEET : **22 OF 100 SHEETS**

DWG. NO. **A008.2**

DEMOLITION NOTES:

1. CONTRACTOR TO VERIFY EXISTING CIRCUITS BEFORE REMOVAL.

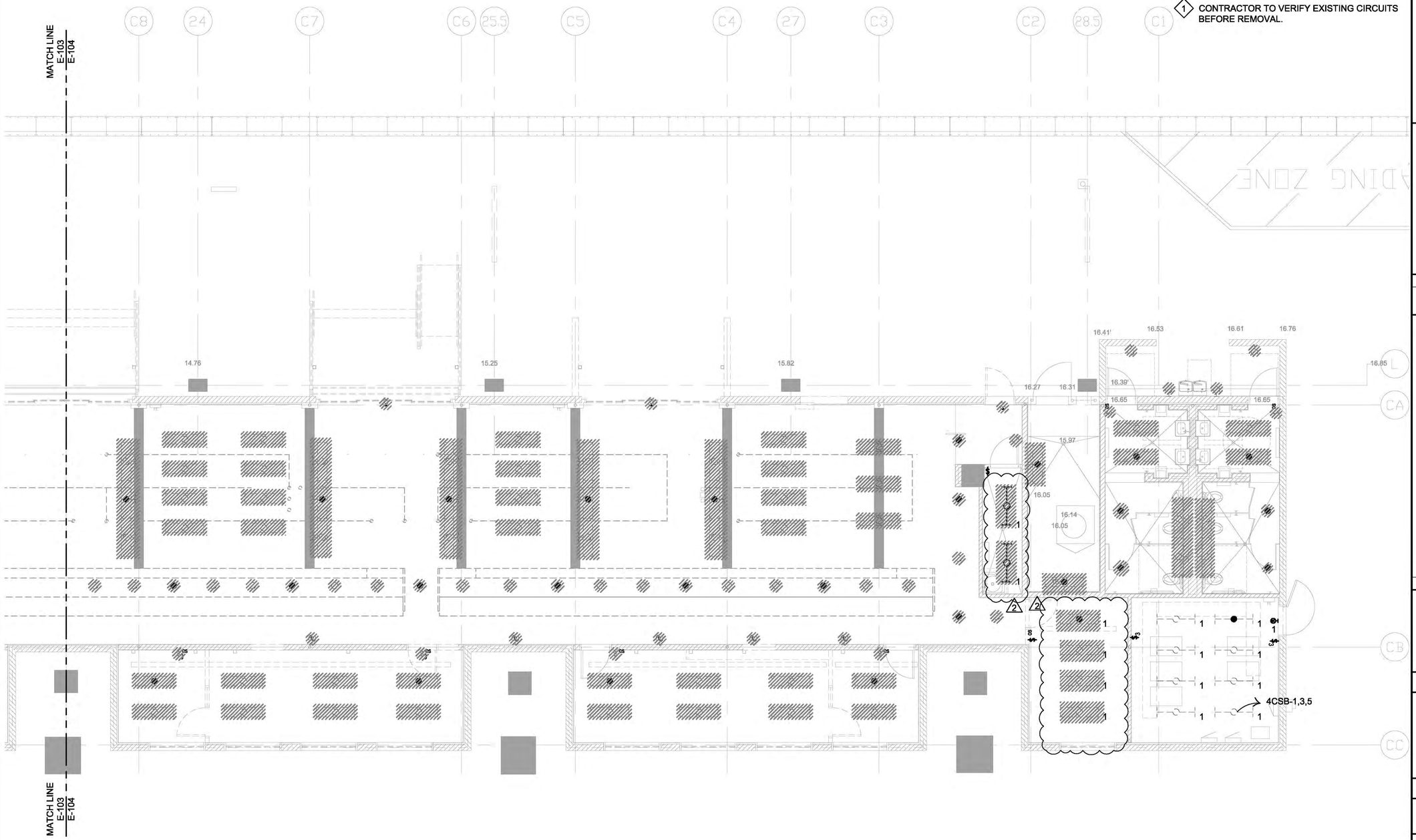

1 E-104 ELECTRICAL CEILING PLAN 2 - DEMO WORK

SCALE: 3/16"= 1'-0"

1' 0 2' 4' 6' 10'

Airports Division

DEPARTMENT OF TRANSPORTATION
STATE OF HAWAI'I

ROSS N. TAKAI
LICENSED PROFESSIONAL ENGINEER
NO. 10940-E
HAWAII, U.S.A.

This work was prepared by me or under my supervision.

DSGN.	DRWN.	CHKD.	APPD.

NO.	DATE	REVISIONS
1	03/10/23	ADDENDUM #2

DATE

PROJECT TITLE :

NEW PASS AND ID OFFICE

AT
DANIEL K. INOUYE INTERNATIONAL AIRPORT
HONOLULU, OAHU, HAWAI'I

PROJECT NO.:

CO1322-63

SHEET TITLE:

ELECTRICAL CEILING PLAN 2 - DEMO WORK

DATE : 12/21/22

SHEET : 67 OF 100 SHEETS

DWG. NO. E-104

KEYNOTES:

1. COORDINATE EXACT MOUNTING HEIGHTS AND LOCATIONS WITH ARCHITECT.

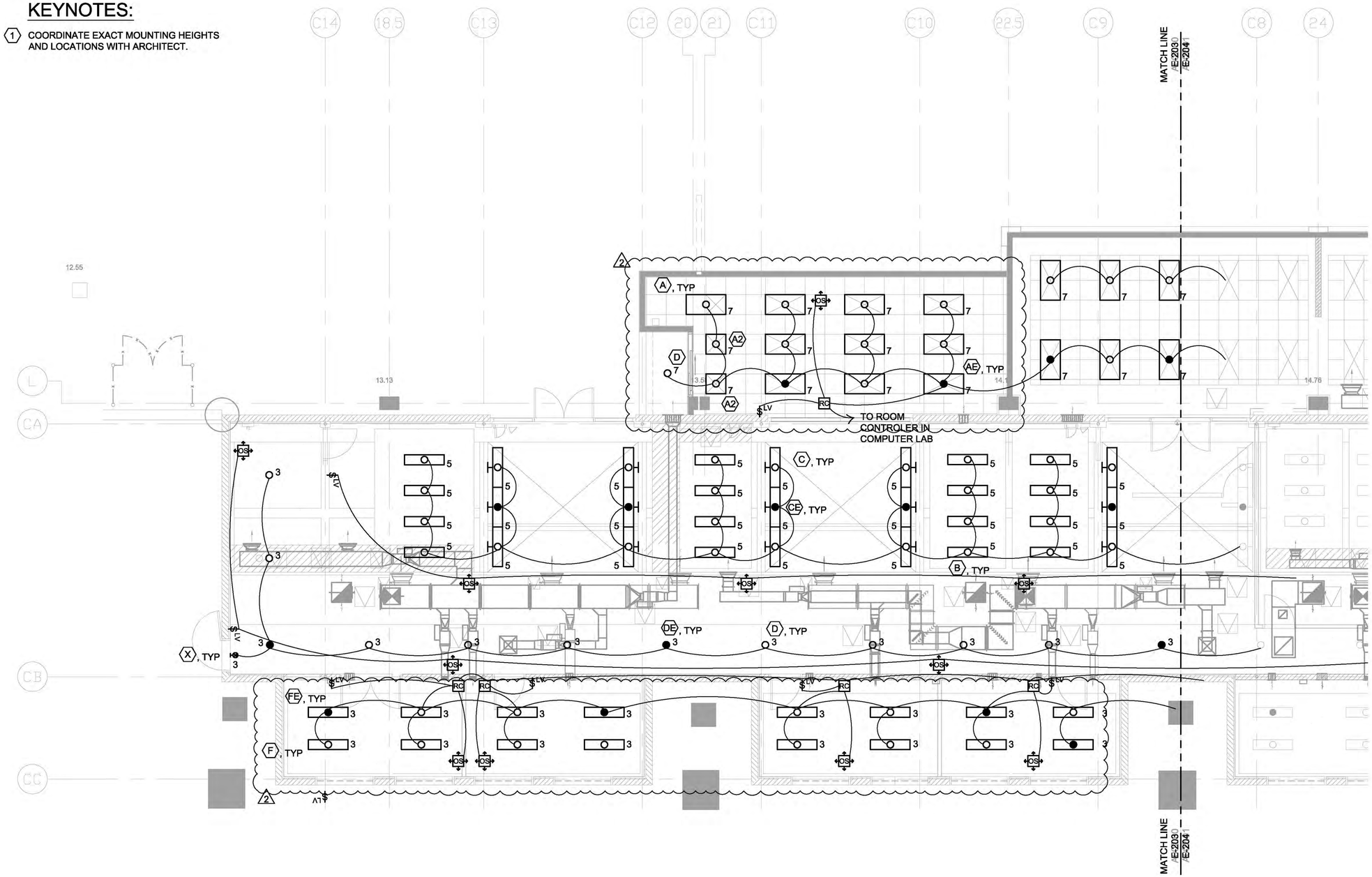

1 E-203 ELECTRICAL CEILING PLAN 1

SCALE: 3/16"= 1'-0"

1' 0 2' 4' 6' 10'

Airports Division

DEPARTMENT OF TRANSPORTATION
STATE OF HAWAII

ROSS N. TAKAI
LICENSED PROFESSIONAL ENGINEER
NO. 10940-E
HAWAII, U.S.A.

This work was prepared by me or under my supervision.

DSGN.	DRWN.	CHKD.	APPD.

NO.	DATE	REVISIONS
1	03/10/23	ADDENDUM #2

DATE

PROJECT TITLE :

NEW PASS AND ID OFFICE

AT
DANIEL K. INOUYE INTERNATIONAL AIRPORT
HONOLULU, OAHU, HAWAI'I

PROJECT NO.:

CO1322-63

SHEET TITLE:

ELECTRICAL CEILING PLAN 1

DATE : 12/21/22

SHEET : 70 OF 100 SHEETS

DWG. NO. E-203

KEYNOTES:

1. COORDINATE EXACT MOUNTING HEIGHTS AND LOCATIONS WITH ARCHITECT.

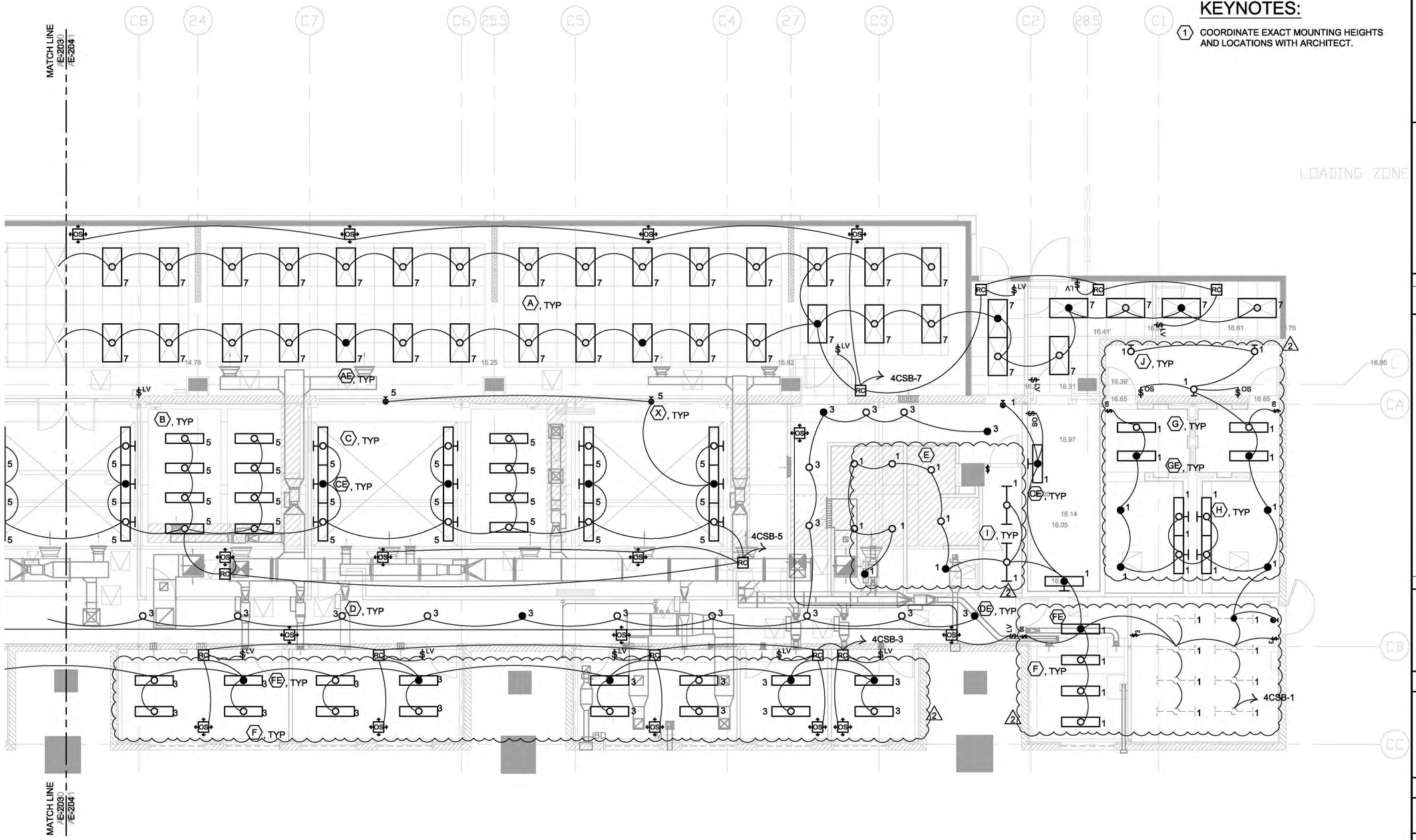

1 E-204 ELECTRICAL CEILING PLAN 2

SCALE: 3/16"= 1'-0"

1' 0 2' 4' 6' 10'

Airports Division

DEPARTMENT OF TRANSPORTATION
STATE OF HAWAII

ROSS N. TAKAI
LICENSED PROFESSIONAL ENGINEER
NO. 10940-E
HAWAII, U.S.A.

This work was prepared by me or under my supervision.

DSGN.	DRWN.	CHKD.	APPD.

NO.	DATE	REVISIONS
1	03/10/23	ADDENDUM #2

DATE

PROJECT TITLE :

NEW PASS AND ID OFFICE

AT
DANIEL K. INOUYE INTERNATIONAL AIRPORT
HONOLULU, OAHU, HAWAI'I

PROJECT NO.:

CO1322-63

SHEET TITLE:

ELECTRICAL CEILING PLAN 2

DATE : 12/21/22

SHEET : 71 OF 100 SHEETS

DWG. NO. E-204

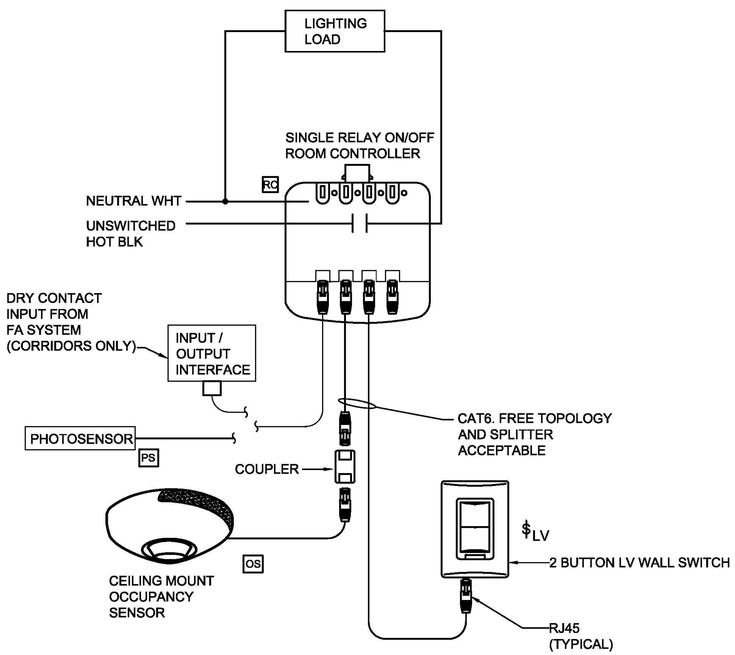

DETAIL NOTES:

1. SEE FLOOR PLAN FOR LOCATIONS.
2. THE LOAD DEFAULTS TO MANUAL-ON OR AUTO-ON TO 50% POWER. AUTOMATIC-OFF OPERATION AFTER 20 MINUTES OF OCCUPANTS LEAVING SPACE. IN THE CASE WHEN THE OCCUPANCY SENSOR MALFUNCTIONS, THE WALL SWITCH SHALL SHALL PERFORM AS A MANUAL ON/OFF SWITCH.
3. CONCEAL ROOM CONTROLLER IN ACCESSIBLE CEILING LOCATIONS.
4. ALL CABLING SHALL BE INSTALLED IN CONDUIT. MINIMUM CONDUIT SIZE SHALL BE 1-INCH.
5. BREAK-OFF REMOVAL ON HOT SIDE REQUIRED FOR SPLIT CIRCUIT WIRING.

OFFICE SPACE SEQUENCE OF OPERATION:

1. SYSTEM TURNS "ON" WHEN LOCAL LOW-VOLTAGE SWITCH IS OPERATED.
2. SYSTEM TURNS "OFF" WHEN LOCAL LOW-VOLTAGE SWITCH IS OPERATED, OR WHEN OCCUPANCY SENSORS NO LONGER DETECTS THAT THE ROOM IS OCCUPIED AND THE PROGRAMMED TIME DELAY OF 15 MINUTES HAS ELAPSED.
3. WHERE PHOTOSENSOR IS PROVIDED LIGHTING WILL BE SEPARATELY CONTROLLED THROUGH MULTILEVEL PHOTOCONTROL WITH AT LEAST ONE CONTROL STEP BETWEEN 50% AND 70% OF DESIGN LIGHTING POWER AND ONE CONTROL STEP THAT IS NO GREATER THAN 35% (INCLUDING OFF) OF DESIGN LIGHTING POWER.

1 / E-501 **LOW VOLTAGE CONTROL DIAGRAM**
NOT TO SCALE

LUMINAIRE SCHEDULE

TYPE	DESCRIPTION	LAMP	MANUFACTURER	COMMENTS
A	CEILING MOUNTED 2'X4' GRID RECESSED TROFFER. 20 GAUGE ZINC COATED STEEL HOUSING. EXTRUDED WHITE LENS WITH OPTIONAL DOORFRAME WITH CLEAR POLYCARBONATE LENS. MATTE WHITE POWDER COAT FINISH. 120/277V. UL LISTED FOR WET LOCATION.	50W LED, 4000K 6100 LUMENS, 80 CRI	NEWSTAR LIGHTING AACG24-HC20-OC18/CP12-L2401C-RW-UN-DM OR APPROVED EQUAL	CONFIRM FINISH WITH ARCHITECT
AE	SIMILAR TO TYPE A, EXCEPT PROVIDE 10W EMERGENCY BATTERY.	SAME AS TYPE A	SAME AS TYPE A	CONFIRM FINISH WITH ARCHITECT
A2	SIMILAR TO TYPE A, EXCEPT PROVIDE 2'X2' GRID RECESSED TROFFER.	25W LED, 4000K 2750 LUMENS, 80 CRI	NEWSTAR LIGHTING AACG22-HC20-OC18/CP12-L2401C-RW-UN-DM OR APPROVED EQUAL	CONFIRM FINISH WITH ARCHITECT
B	PENDANT MOUNTED 4"X4' DIRECT/INDIRECT LUMINAIRE. LOW COPPER 6063-T6 EXTRUDED ALUMINUM HOUSING. WHITE LENS, WHITE FINISH, 120/277V. UL LISTED.	10W /FT LED, 4000K 1014 LUMENS/FT, 80 CRI	SELUX L1D1-1C40-840-LW-LW-C-04-WH-1 OR APPROVED EQUAL	CONFIRM FINISH WITH ARCHITECT
C	WALL MOUNTED 2.5"X4' INDIRECT/DIRECT, 6063-T6 EXTRUDED ALUMINUM HOUSING, BATWING DISTRIBUTION LENS, SATIN WHITE FINISH. 120/277V. UL LISTED.	10W /FT LED, 4000K 1030 LUMENS/FT, 80 CRI	ARCHITECTURAL LIGHTING WORKS SP2.5W-S4-HI/80/4000K-N-CR/BAT OR APPROVED EQUAL	CONFIRM FINISH WITH ARCHITECT
CE	SIMILAR TO TYPE C, EXCEPT PROVIDE EMERGENCY BATTERY.	SAME AS TYPE C	SAME AS TYPE C	CONFIRM FINISH WITH ARCHITECT
D	CEILING MOUNTED 6" ROUND DOWNLIGHT. SELF-FLANGED ALUMINUM REFLECTOR, SILICONE LENS, WHITE ANODIZED FINISH, 120/277V. UL LISTED FOR WET LOCATIONS.	43W LED, 4000K 3500 LUMENS, 80 CRI	PRESCOLITE LIGHTING LTR-6RD-H-HL OR APPROVED EQUAL	CONFIRM FINISH WITH ARCHITECT
DE	SIMILAR TO TYPE D, EXCEPT PROVIDE EMERGENCY BATTERY AND INTEGRAL TEST SWITCH.	SAME AS TYPE D	SAME AS TYPE D	CONFIRM FINISH WITH ARCHITECT
E	CEILING MOUNTED 4" ROUND SHOWER DOWNLIGHT. RUSTPROOF ALUMINUM, SELF-FLANGED, WHITE FINISH, TEMPERED PRISMATIC LENS, 120/277V. UL LISTED FOR WET LOCATIONS.	35W LED, 4100K 2500 LUMENS, 80 CRI	MRR-04700-2500L-120-80+41K OR APPROVED EQUAL	CONFIRM FINISH WITH ARCHITECT
F	PENDANT MOUNTED 9"X4' DIRECT/INDIRECT LUMINAIRE. NON-PERFORATED 20-GAUGE DIE-FORMED WELDED CRS HOUSING. FROSTED ACYRLIC SHIELDING, MATTE WHITE FINISH, 120/277V. UL LISTED.	87W LED, 4000K 2700 LUMENS, 80 CRI	HE WILLIAMS A13 P33F-4-L27/840 OR APPROVED EQUAL	CONFIRM FINISH WITH ARCHITECT
FE	SIMILAR TO TYPE F, EXCEPT PROVIDE 10W EMERGENCY BATTERY.	SAME AS TYPE F	SAME AS TYPE F	CONFIRM FINISH WITH ARCHITECT
G	CEILING MOUNTED 1'X4' GRID RECESSED EDGE-LIT LUMINAIRE. EXTRUDED ALUMINUM HOUSING. ACRYLIC LIGHT DIFFUSER WITH FROST, MATTE WHITE FINISH. 120/277V. UL LISTED FOR WET LOCATION.	33W LED, 4000K 4429 LUMENS, 80 CRI	COLUMBIA LIGHTING VSY14-BLANK/40/LWHE OR APPROVED EQUAL	CONFIRM FINISH WITH ARCHITECT
GE	SIMILAR TO TYPE G, EXCEPT PROVIDE EMERGENCY BATTERY.	SAME AS TYPE G	SAME AS TYPE G	CONFIRM FINISH WITH ARCHITECT
H	WALL MOUNTED 6"X4' UP/DOWN LIGHT, 20-GAUGE CRS FIXTURE CHANNEL, MARINE GRADE EXTRUDED ALUMINUM HOUSING, FROSTED ACRYLIC SHIELDING, MATTE WHITE FINISH. 120/277V. UL LISTED FOR WET LOCATION.	30W LED, 4000K 4000 LUMENS, 80 CRI	HE WILLIAMS WMA-4-L40/840-AF OR APPROVED EQUAL	CONFIRM FINISH WITH ARCHITECT
I	CEILING SURFACE MOUNTED 4.5"X4' STRIPLIGHT. CODE-GAUGE STEEL HOUSING. FROSTED PRISMATIC ACRYLIC LENS, WHITE FINISH. 120/277V. UL LISTED.	42W LED, 4000K 5411 LUMENS, 80 CRI	COLUMBIA LIGHTING LCL 4-40/ML OR APPROVED EQUAL	CONFIRM FINISH WITH ARCHITECT
J	WALL MOUNTED 4"X2' DIRECT LIGHT, LOW COPPER 6063-T6 EXTRUDED ALUMINUM HOUSING, IMPACT RESISTANT ACRYLIC LENS, WHITE LENS, WHITE POLYESTER POWDER COATING FINISH. 120/277V. UL LISTED.	10W /FT LED, 4000K 1000 LUMENS/FT, 80 CRI	SELUX L10-1C40-940-LW-W-2-WH-1 OR APPROVED EQUAL	CONFIRM FINISH WITH ARCHITECT

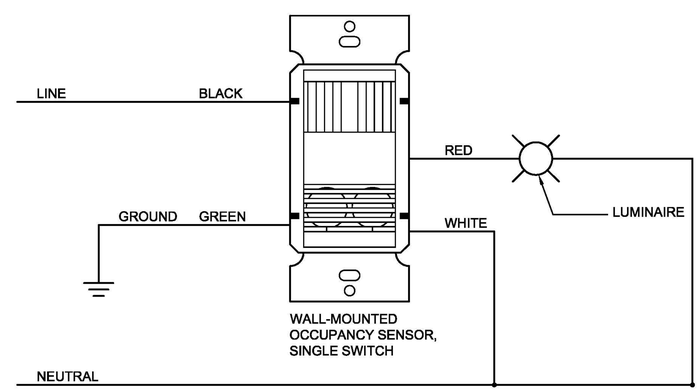

2 / E-501 **LINE VOLTAGE OS SWITCH WIRING DIAGRAM**
NOT TO SCALE

Airports Division
DEPARTMENT OF TRANSPORTATION STATE OF HAWAII

ROSS N. TAKAI LICENSED PROFESSIONAL ENGINEER NO. 10940-E HAWAII, U.S.A.

This work was prepared by me or under my supervision.

DSGN.	DRWN.	CHKD.	APPD.

NO.	DATE	REVISIONS
1	03/10/23	ADDENDUM #2

DATE

PROJECT TITLE :

NEW PASS AND ID OFFICE

AT
DANIEL K. INOUYE INTERNATIONAL AIRPORT
HONOLULU, OAHU, HAWAI'I

PROJECT NO.:

CO1322-63

SHEET TITLE:

LIGHT FIXTURE SCHEDULE

DATE : 12/21/22

SHEET : 73 OF 100 SHEETS

DWG. NO. E-501

EXIST PANEL: "4CSB"		VOLTAGE: 480Y/277V					3 PHASE		POLES:				42	
MAIN BUS: 225A		MAIN BKR: 200A					4 WIRE		MIN. A.I.C.				22,000	
MOUNTING: SURFACE		BKR TYPE: BOLT-ON							CABINET WIDTH:				20"	
CKT NO.	DESCRIPTION	KVA A	KVA B	KVA C	CKT BKR	WIRE	CKT NO.	DESCRIPTION	KVA A	KVA B	KVA C	CKT BKR	WIRE
1	L - UTIL. RR (*)	1.2			1P20A	#12	2	-	1.8			-	#12
3	L-OFFICE		3.0		1P20A	#12	4	AHU-c1(*)		1.8		3P15A	#12
5	L-CONFERENCE ROOMS			3.0	1P20A	#12	6	-			1.8	-	#12
7	L-COMPUTER LAB	3.0			1P20A	#12	8	-	1.8			-	#12
9	SPARE				1P20A		10	AHU-c2(*)		1.8		3P15A	#12
11	SPARE				1P20A		12	-			1.8	-	#12
13	SPARE				1P20A		14	-	1.8			-	#12
15	SPARE				1P20A		16	AHU-c3(*)		1.8		3P15A	#12
17	SPARE				1P20A		18	-			1.8	-	#12
19	SPARE				1P20A		20	-	1.8			-	#12
21	PFB						22	AHU-c4(*)		1.8		3P15A	#12
23	PFB						24	-			1.8	-	#12
25	WATER HEATER 1 (**)	6.7			3P50A	#10	26	PFB					
27	-		6.7			#10	28	PFB					
29	-			6.7		#10	30	PFB					
31	WATER HEATER 2 (**)	6.7			3P50A	#10	32	PFB					
33	-		6.7			#10	34	PFB					
35	-			6.7		#10	36	PFB					
37	WATER HEATER 3 (**)	6.7			3P50A	#10	38	-	18.7			-	#1/0
39	-		6.7			#10	40	XFMR "CSB"(*)		18.2		3P125A	#1/0
41	-			6.7		#10	42	-			17.9	-	#1/0

TOTAL PHASE A, B, C	50.2	48.5	48.2
CONNECTED KVA:	146.9 KVA		
DEMAND FACTOR:	80 %		
DEMAND KVA:	117.5 KVA		
DEMAND AMPS:	141 AMPS		
DEMAND KVA	A	B	C
	48.4	46.7	46.4

NOTES:
(*) DENOTES EXISTING LOAD AND BREAKER
(**) DENOTES NEW LOAD AND BREAKER

EXIST PANEL: "2CSB"		VOLTAGE: 208Y/120V					3 PHASE		POLES:				42	
MAIN BUS: 225A		MAIN BKR: 200A					4 WIRE		MIN. A.I.C.				14,000	
MOUNTING: SURFACE		BKR TYPE: BOLT-ON							CABINET WIDTH				20"	
CKT NO.	DESCRIPTION	KVA A	KVA B	KVA C	CKT BKR	WIRE	CKT NO.	DESCRIPTION	KVA A	KVA B	KVA C	CKT BKR	WIRE
1	VAVS	0.7			1P15A	#12	2	SPARE				1P20A	#12
3	R - ROOF MECH (*)		0.5		1P20A	#12	4	SPARE				1P20A	#12
5	R - ELEC RM (*)			0.7	1P20A	#12	6	SPARE				1P20A	#12
7	DDC PNL (*)	0.5			1P20A	#12	8	SPARE				1P20A	#12
9	R - ELEC RM (*)		1.0		1P20A	#12	10	R-ENTRANCE		1.0		1P20A	#12
11	R - ELEC RM (*)			1.0	1P20A	#12	12	R-RESTROOMS			0.2	1P20A	#12
13	R - ELEC RM (*)	1.0			1P20A	#12	14	SPARE				1P20A	#12
15	R - ELEC RM (*)		1.0		1P20A	#12	16	SMOKE DET. ANNUN PNL (*)		0.3		1P20A	#12
17	ACCESS DOORS			1.0	1P20A	#12	18	SMOKE DET. ANNUN PNL (*)			0.3	1P20A	#12
19	ACCESS DOORS	1.0			1P20A	#12	20	SMOKE DET. ANNUN PNL (*)	0.3			1P20A	#12
21	SPARE				1P20A	#12	22	SMOKE DET. ANNUN PNL (*)		0.3		1P20A	#12
23	SPARE				1P20A	#12	24	R-BADGE TEST STATIONS			0.5	1P20A	#12
25	RANGE HOOD	0.5			1P20A	#12	26	CFCU-1	0.2			1P20A	#12
27	WATER COOLER (*)		0.2		1P20A	#12	28	-		0.2		1P20A	#12
29	R-REFRIGERATOR			1.2	1P20A	#12	30	CFCU-2			0.2	1P20A	#12
31	R-RANGE	1.2			1P20A	#12	32	-	0.2			1P20A	#12
33	R-COUNTER		1.0		1P20A	#12	34	CFCU-3		0.2		1P20A	#12
35	AHU DUCT SMOKE DET (*)			0.3	1P20A	#12	36	-			0.2	1P20A	#12
37	AHU UV LIGHTS (*)	0.3			1P20A	#12	38	EF-C1	0.5			1P20A	#12
39	SPARE				1P20A	#12	40	EF-C2		0.1		1P20A	#12
41	SPARE				1P20A	#12	42	EF-C3			0.1	1P20A	#12

PANEL: "2CSB2"	12.3	12.4	12.2
TOTAL PHASE A, B, C	18.7	18.2	17.9
CONNECTED KVA:	54.8 KVA		
DEMAND FACTOR:	80 %		
DEMAND KVA:	43.8 KVA		
DEMAND AMPS:	122 AMPS		
DEMAND KVA	A	B	C

NOTES:
(*) DENOTES EXISTING LOAD AND BREAKER

EXIST PANEL: "2CSB2"		VOLTAGE: 208Y/120V					3 PHASE		POLES:				42	
MAIN BUS: 225A		MAIN LUGS ONLY					4 WIRE		MIN. A.I.C.				14,000	
MOUNTING: SURFACE		BKR TYPE: BOLT-ON							CABINET WIDTH				20"	
CKT NO.	DESCRIPTION	KVA A	KVA B	KVA C	CKT BKR	WIRE	CKT NO.	DESCRIPTION	KVA A	KVA B	KVA C	CKT BKR	WIRE
1	R-QUEING	1.0			1P20A	#12	2	R-OFFICE 1	0.5			1P20A	#12
3	R - ROOF MECH(*)		0.9		1P20A	#12	4	R-OFFICE 1		0.5		1P20A	#12
5	R-QUEING			1.0	1P20A	#12	6	R-OFFICE 2			0.5	1P20A	#12
7	R - FACP(*)	0.3			1P20A	#12	8	R-OFFICE 2	0.5			1P20A	#12
9	IRRIGATION CTRL(*)		0.5		1P20A	#12	10	R-OFFICE 3		0.5		1P20A	#12
11	R-COMPUTER LAB			1.0	1P20A	#12	12	R-OFFICE 3			0.5	1P20A	#12
13	R-COMPUTER LAB	1.0			1P20A	#12	14	R-OFFICE 4	0.5			1P20A	#12
15	R-COMPUTER LAB		1.0		1P20A	#12	16	R-OFFICE 4		0.5		1P20A	#12
17	R-COMPUTER LAB			1.0	1P20A	#12	18	R-OFFICE 5			0.5	1P20A	#12
19	R-COMPUTER LAB	1.0			1P20A	#12	20	R-OFFICE 5	0.5			1P20A	#12
21	R-COMPUTER LAB		1.0		1P20A	#12	22	R-OFFICE 6		0.5		1P20A	#12
23	R-COMPUTER LAB			1.0	1P20A	#12	24	R-OFFICE 6			0.5	1P20A	#12
25	R-COMPUTER LAB	1.0			1P20A	#12	26	IT ROOM	1.0			1P20A	#12
27	R-SMALL CONFERENCE		1.0		1P20A	#12	28	IT ROOM		1.0		1P20A	#12
29	MODULAR STATION			1.0	1P20A	#12	30	MENS/WOMENS LOCKER			0.2	1P20A	#12
31	MODULAR STATION	1.5			1P20A	#12	32	R-COMPUTER LAB	1.0			1P20A	#12
33	MODULAR STATION		1.5		1P20A	#12	34	R-COMPUTER LAB		1.0		1P20A	#12
35	MODULAR STATION			1.5	1P20A	#12	36	R-COMPUTER LAB			1.0	1P20A	#12
37	MODULAR STATION	1.5			1P20A	#12	38	R-SMALL CONFERENCE	1.0			1P20A	#12
39	MODULAR STATION		1.5		1P20A	#12	40	R-MAIN CONFERENCE		1.0		1P20A	#12
41	MODULAR STATION			1.5	1P20A	#12	42	R-MAIN CONFERENCE			1.0	1P20A	#12

TOTAL PHASE A, B, C	12.3	12.4	12.2
CONNECTED KVA:	36.9 KVA		
DEMAND FACTOR:	89 %		
DEMAND KVA:	33.0 KVA		
DEMAND AMPS:	92 AMPS		
DEMAND KVA	A	B	C
	12.1	11	9.98

NOTES:
(*) DENOTES EXISTING LOAD AND BREAKER

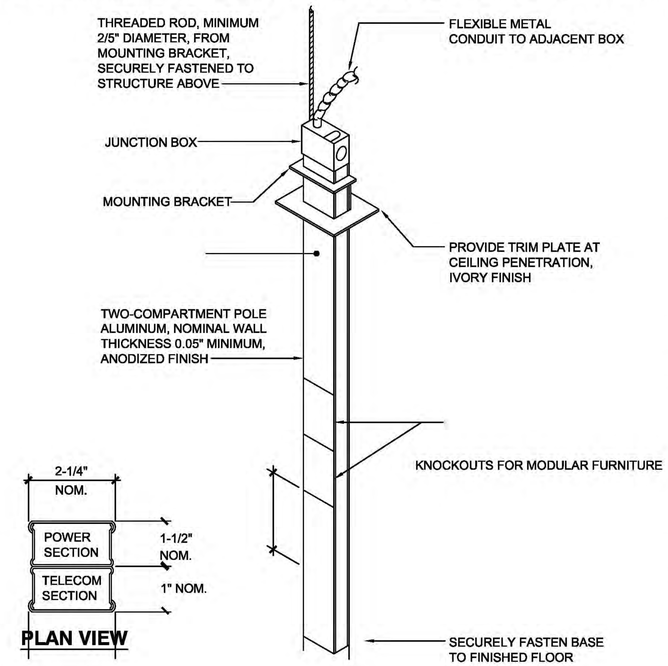

1 / E-601 **TELE-POWER POLE DETAIL**
NOT TO SCALE

1

Airports Division
DEPARTMENT OF TRANSPORTATION
STATE OF HAWAII

ROSS N. TAKAI
LICENSED PROFESSIONAL ENGINEER
No. 10940-E
HAWAII, U.S.A.

This work was prepared by me or under my supervision.

DSGN.	DRWN.	CHKD.	APPD.

NO.	DATE	REVISIONS
1	03/10/23	ADDENDUM #2

DATE

PROJECT TITLE :

NEW PASS AND ID OFFICE

AT
DANIEL K. INOUYE INTERNATIONAL AIRPORT
HONOLULU, OAHU, HAWAI'I

PROJECT NO.:

CO1322-63

SHEET TITLE:

PANEL SCHEDULES

DATE : 12/21/22

SHEET : 74 of 100 SHEETS

DWG. NO. E-601