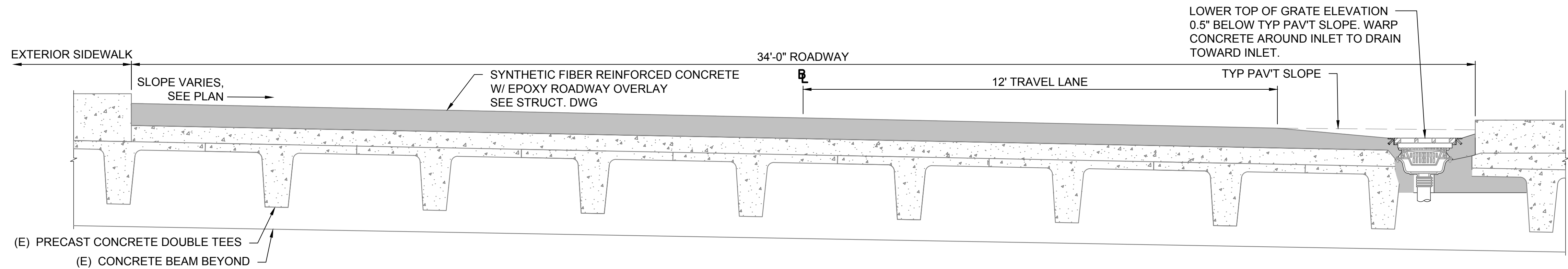
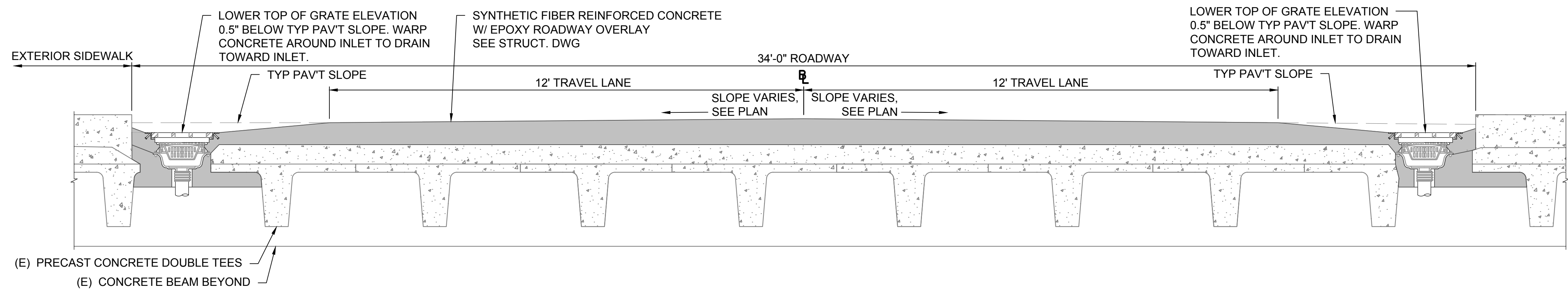



1 RAMP ROAD SECTION AT DRAIN INLET STA. 0+00 TO STA. 1+50
NOT TO SCALE




2 SUPERELEVATED ROAD SECTION AT DRAIN INLET STA. 1+50 TO STA. 5+61.50
NOT TO SCALE



3 CROWNED ROAD SECTION AT DRAIN INLET STA. 5+61.50 TO STA. STA. 8+88 (END)
NOT TO SCALE



Airports Division
DEPARTMENT OF TRANSPORTATION
STATE OF HAWAII



THIS WORK WAS PREPARED BY ME OR UNDER MY SUPERVISION AND
CONSTRUCTION OF THIS PROJECT WILL BE UNDER MY OBSERVATION.

Greg H. Kuwahara

04/30/2024

SIGNATURE EXPIRATION DATE OF THE LICENSE

DSGN.	DRWN.	CHKD.	APPD.
GK	BA/EF	GK	CJ

KEY PLAN / NOTES:

NO.	DATE	REVISIONS
-----	------	-----------

CONSTRUCTION DOCUMENTS

SEPTEMBER, 2022
DATE

PROJECT TITLE :

EWA AND DH CONCOURSE
ROADWAY IMPROVEMENTS
PHASE 1

AT
DANIEL K. INOUE INTERNATIONAL AIRPORT
HONOLULU, OAHU, HAWAII

PROJECT NO.:

AO1043-32

SHEET TITLE:

TYPICAL ROADWAY SECTIONS
DH WING

DATE :
SEPTEMBER, 2022
SHEET :
14 OF 247 SHEETS

DWG. NO.

C-D-004