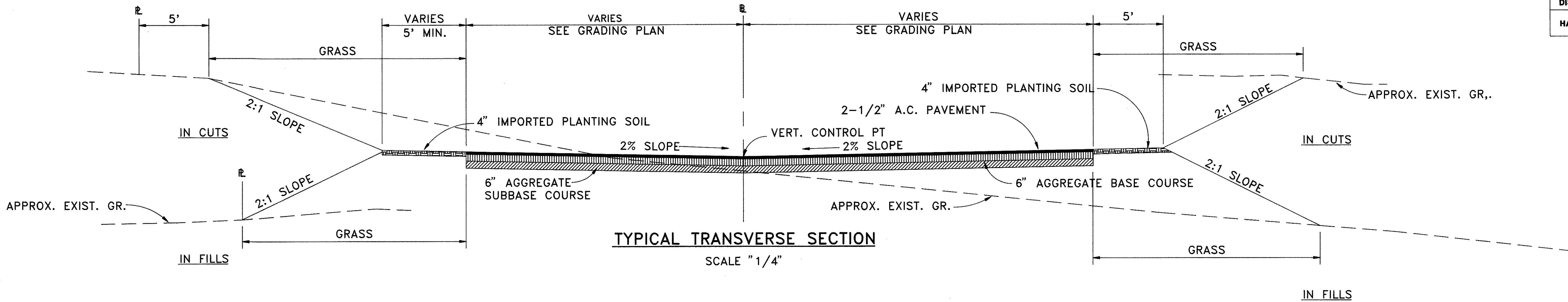
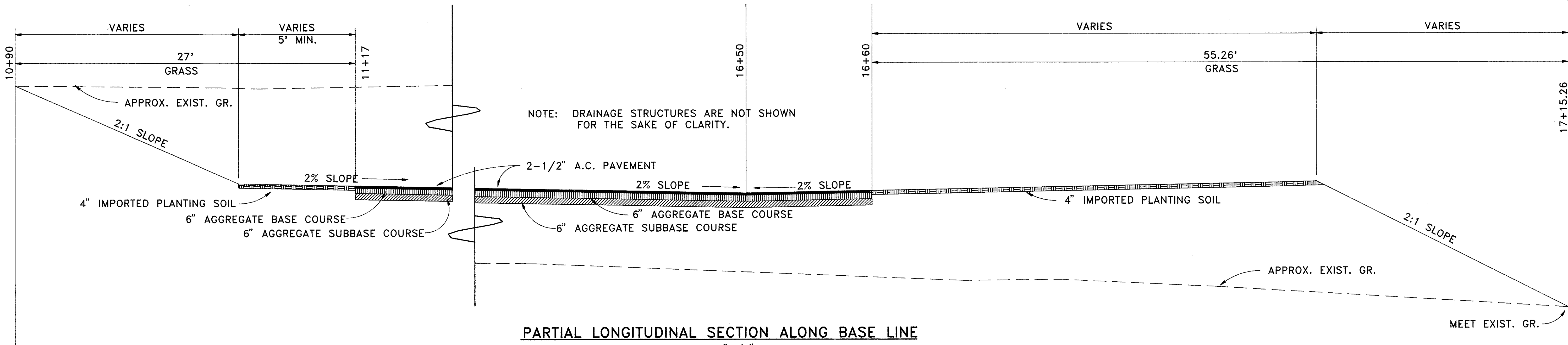


FED. ROAD DIST. NO.	STATE	PROJ. NO.	FISCAL YEAR	SHEET NO.	TOTAL SHEETS
HAWAII	HAW.	HWY-0-06-91	1991	4	12



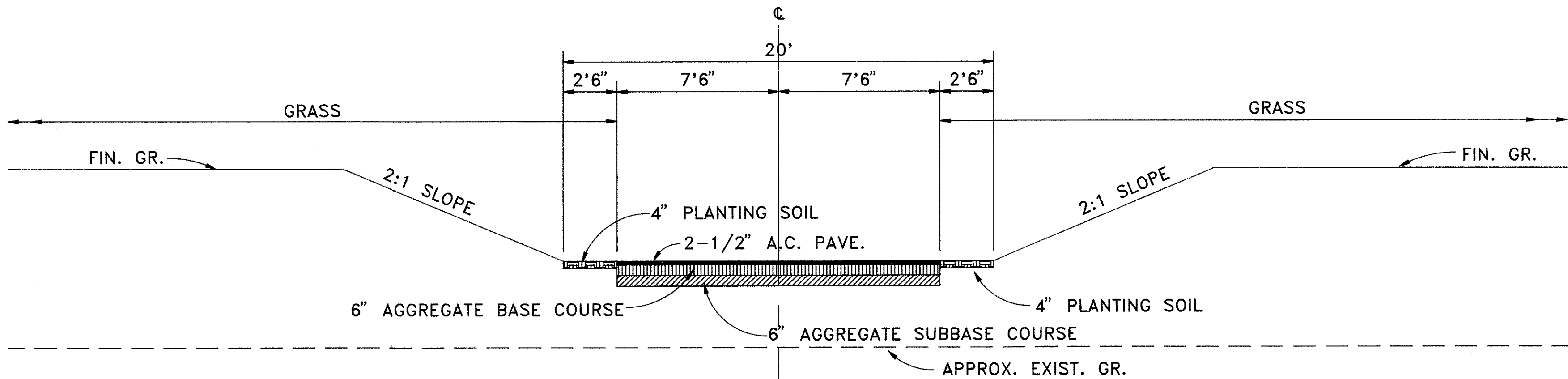
TYPICAL TRANSVERSE SECTION

SCALE "1/4"



PARTIAL LONGITUDINAL SECTION ALONG BASE LINE

SCALE "1/4"




TYPICAL SECTION OF ACCESS DRIVEWAY

SCALE "1/4"

NOTE:  
A.C. PAVEMENT SHALL CONSIST OF":  
1-1/4" OF MIX NO. V WEARING COURSE  
1-1/4" OF MIX NO. III LEVELING COURSE

GRAPHIC SCALE

SCALE "1/4"



STATE OF HAWAII  
DEPARTMENT OF TRANSPORTATION  
HIGHWAYS DIVISION

TYPICAL SECTIONS

KANE OHE BASE YARD, PHASE I  
GRADING, PAVING AND  
INSTALLATION OF UTILITIES  
PROJECT NO. HWY-0-06-91

SCALE: AS NOTED DATE: 4/15/91

SURVEY PLOTTED BY	DATE
DESIGNED BY	
CHECKED BY	
NO.	