
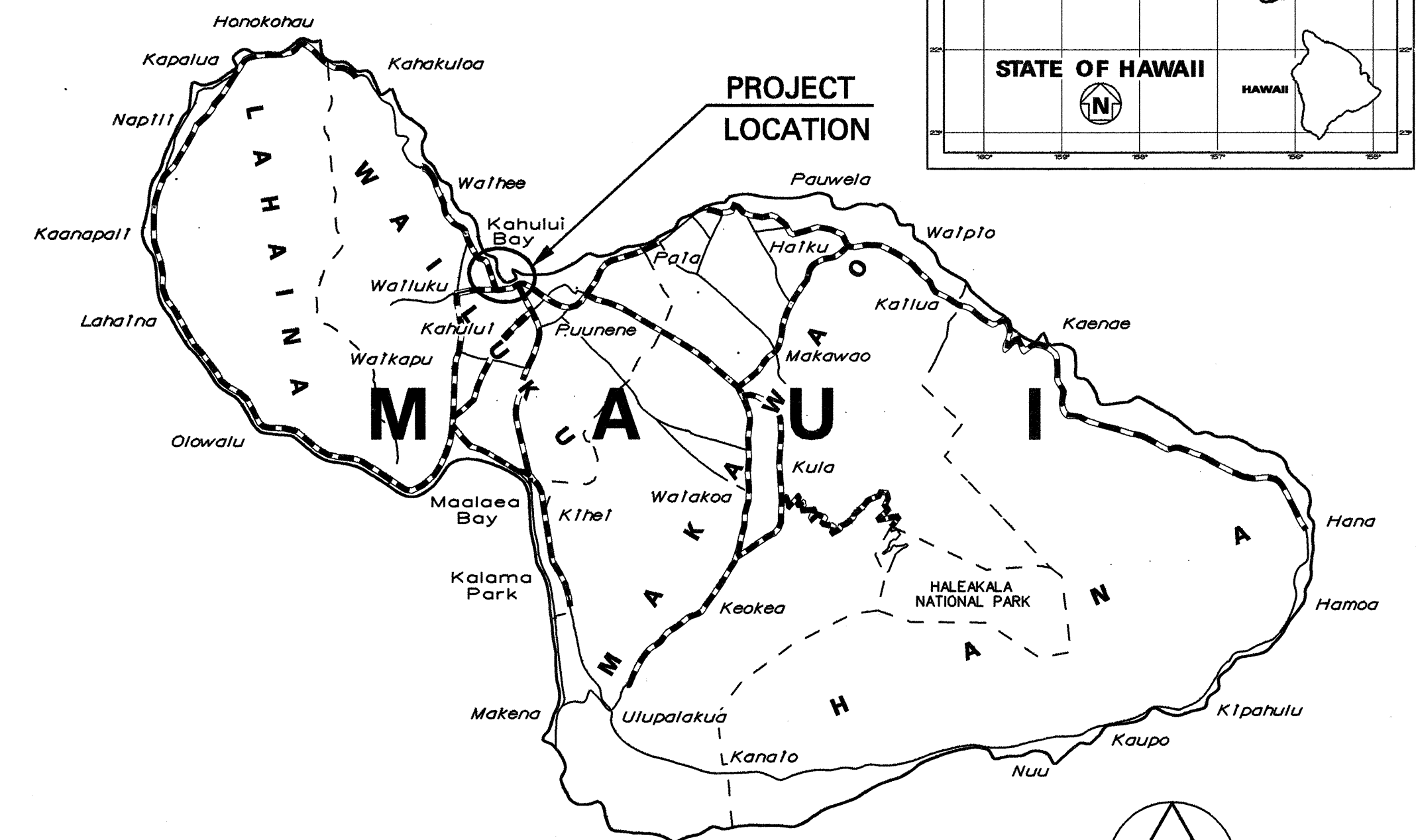
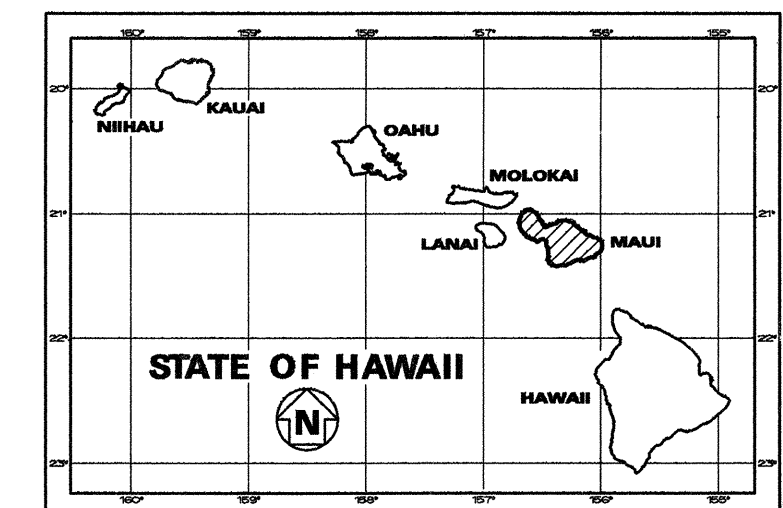


INDEX TO DRAWINGS	
SHEET NO.	DESCRIPTION
1	TITLE SHEET
2	STANDARD PLANS SUMMARY
3	GENERAL NOTES & LEGEND
4 - 6	TYPICAL SECTIONS
7 - 12	ROADWAY PLAN & PROFILE
13	MISC. BUSINESSES ROAD GRADE PLAN
14	WATER DETAILS & NOTES
15 - 17	SUPERELEVATION DIAGRAMS
18 - 25	DRAINAGE PLANS
26 - 36	PAVEMENT MARKING, SIGNING & TRAFFIC SIGNAL PLANS
37 - 46	CROSS SECTIONS

Sheet Nos. 13S-1, 22S-1 through 22S-20 and C.O. 225S-21 are supplementary sheets to this project. Total Sheet Count after "AS-BUILT" posting 66 Sheets.

STATE OF HAWAII
DEPARTMENT OF TRANSPORTATION
HIGHWAYS DIVISION
HONOLULU, HAWAII
"AS-BUILT"
PLANS FOR
KAHULUI BEACH ROAD IMPROVEMENTS
WAIEHU BEACH ROAD TO KAAHUMANU AVENUE
PROJECT NO. 3400A-02-91
DISTRICT OF WAILUKU
ISLAND OF MAUI

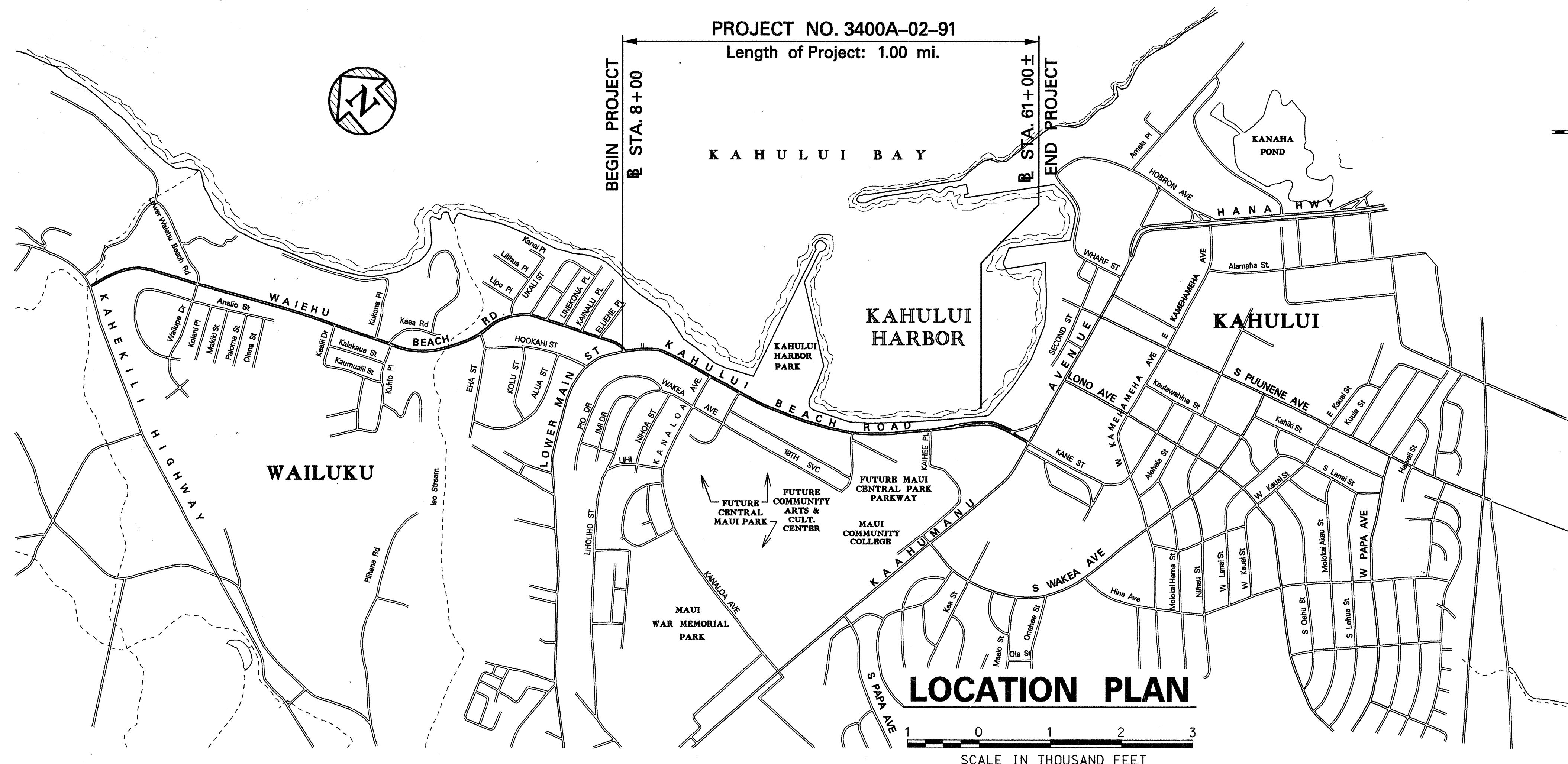
FED. ROAD DIST. NO.	STATE	PROJ. NO.	FISCAL YEAR	SHEET NO.	TOTAL SHEETS
HAWAII	HAW.	3400A-02-91	1994	1	46



SCALE IN MILES

FEDERAL AID PROJECTS PREVIOUSLY CONSTRUCTED OR UNDER CONSTRUCTION

MILE POST 1.13 TO MILE POST 0.13



CHANGES MADE DURING CONSTRUCTION HAVE BEEN INCORPORATED ON THESE PLANS EXCEPT CHANGES IN THE ORIGINAL THEORETICAL QUANTITIES. FOR ACTUAL QUANTITIES, REFER TO PROJECT LEDGER AND/OR COMPUTATION BOOK.

Arthur K. Adachi 4/19/01
RESIDENT ENGINEER DATE

DEPARTMENT OF TRANSPORTATION
STATE OF HAWAII

APPROVED:
For DIR. OF TRANSPORTATION DATE 5/13/94