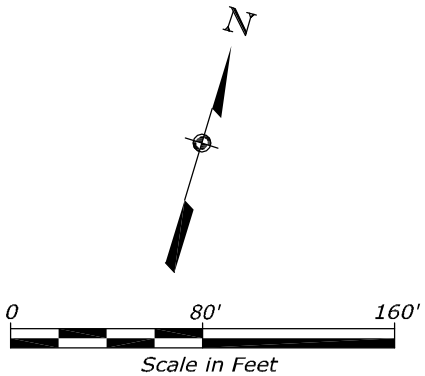



STATE	PROJECT	SHEET NO.
HI	HI STP SR 30(1)	V22



①

ROAD
CLOSED



R11-2
48"x30"
CW1-6
48"x24"

②

ROAD
WORK
600 FT


CW20-1A(600)
48"x48"

③

ROAD
WORK
400 FT

CW20-1A(400)
48"x48"


④



20
M.P.H.

CW1-4R
48"x48"
CW13-1(20)
24"x24"

⑤



CW21-4R
48"x48"

⑥

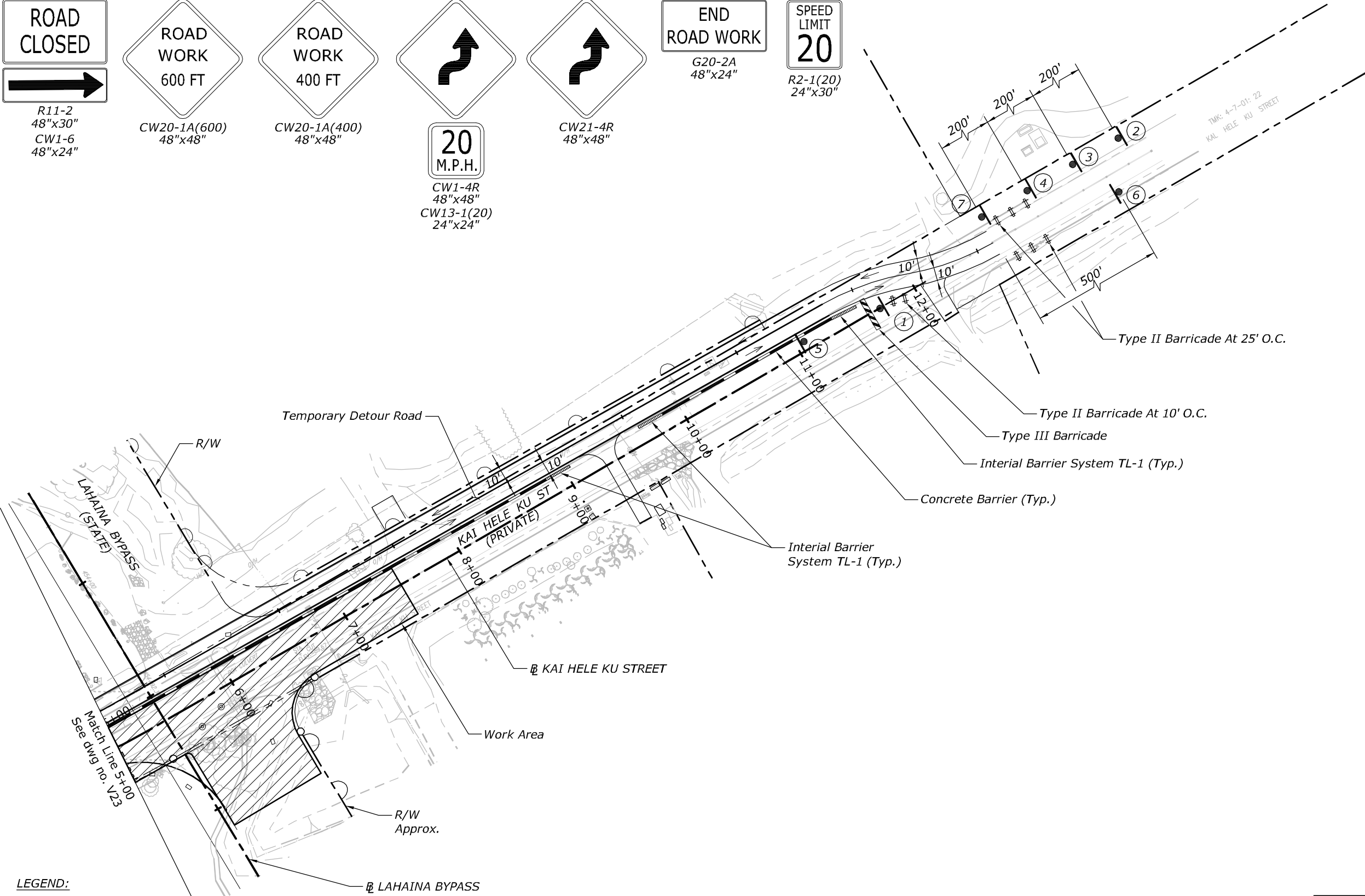
END
ROAD WORK

G20-2A
48"x24"






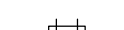

⑦

SPEED
LIMIT
20

R2-1(20)
24"x30"



LEGEND:

-  Sign
-  Direction of Traffic
-  Barricade
-  Work Area
-  Concrete Barrier
-  Internal Barrier System, TL-1
-  Type II Barrier

NOTES:

1. Install steady burn flashing lamp on barricades for use during nighttime hours.
2. See U30 and U31 for Detour Roadway Plan.



THIS WORK WAS PREPARED BY ME
OR UNDER MY SUPERVISION.

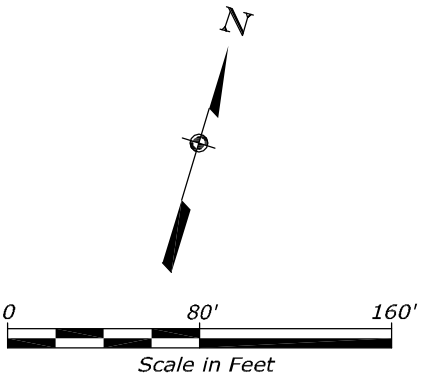
WILSON OKAMOTO CORPORATION APRIL 30, 2020
LIC. EXP. DATE

U.S. DEPARTMENT OF TRANSPORTATION
FEDERAL HIGHWAY ADMINISTRATION
CENTRAL FEDERAL LANDS HIGHWAY DIVISION

U.S. CUSTOMARY

**KAI HELE KU STREET
TRAFFIC CONTROL PLAN
PHASE 1**

STATE	PROJECT	SHEET NO.
HI	HI STP SR 30(1)	V23



1

ROAD
CLOSED

R11-2
48"x30"
CW1-6
48"x24"

2

ROAD
WORK
600 FT

CW20-1A(600)
48"x48"

3

ROAD
WORK
400 FT

CW20-1A(400)
48"x48"

4

20
M.P.H.

CW1-4L
48"x48"
CW13-1(20)
24"x24"

6

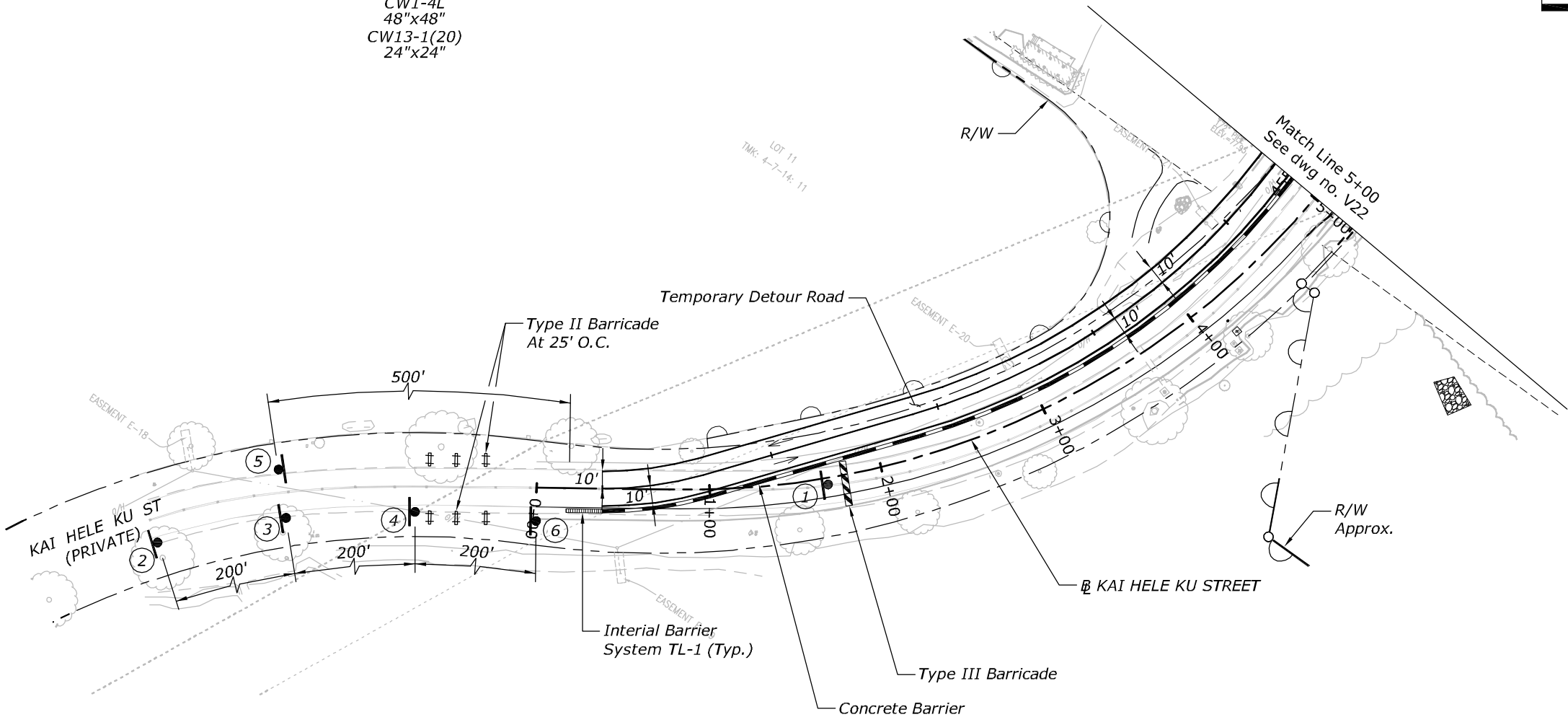
END
ROAD WORK

G20-2A
48"x24"

7

SPEED
LIMIT
20

R2-1(20)
24"x30"




LEGEND:

- Sign
- Direction of Traffic
- Barricade
- Concrete Barrier
- Interior Barrier System, TL-1
- Type II Barricade

NOTES:

1. Install steady burn flashing lamp on barricades for use during nighttime hours.
2. See U30 and U31 for Detour Roadway Plan.



THIS WORK WAS PREPARED BY ME
OR UNDER MY SUPERVISION.

WILSON OKAMOTO CORPORATION APRIL 30, 2020
LIC. EXP. DATE

U.S. DEPARTMENT OF TRANSPORTATION
FEDERAL HIGHWAY ADMINISTRATION
CENTRAL FEDERAL LANDS HIGHWAY DIVISION

U.S. CUSTOMARY

KAI HELE KU STREET
TRAFFIC CONTROL PLAN
PHASE 1