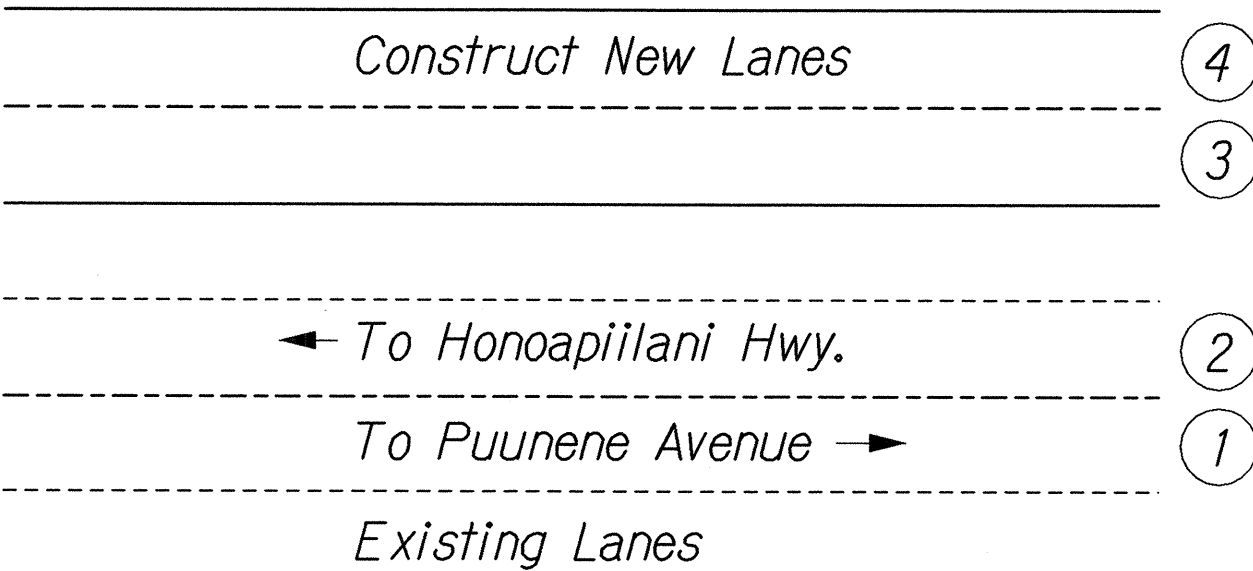


FED. ROAD DIST. NO.	STATE	FED. AID PROJ. NO.	FISCAL YEAR	SHEET NO.	TOTAL SHEETS
HAWAII	HAW.	NH-0380(9)	2000	55	380

PHASE I

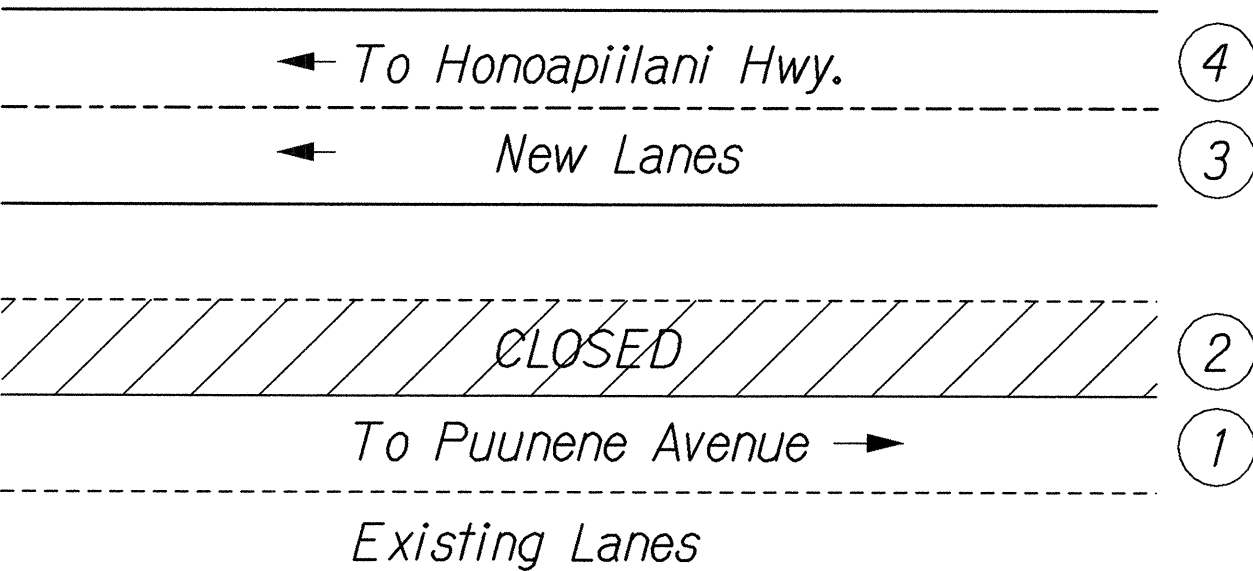
Existing Roadway to remain open (Lanes ① and ②).
Construct Park-And-Ride
Construct New Roadway (Lanes 3 and 4).



PHASE II

Open New (Lanes ③ and ④).
Existing Lane ① in Puunene Avenue direction to remain open.
Existing Lane ② in Honoapiilani Hwy. to be closed.

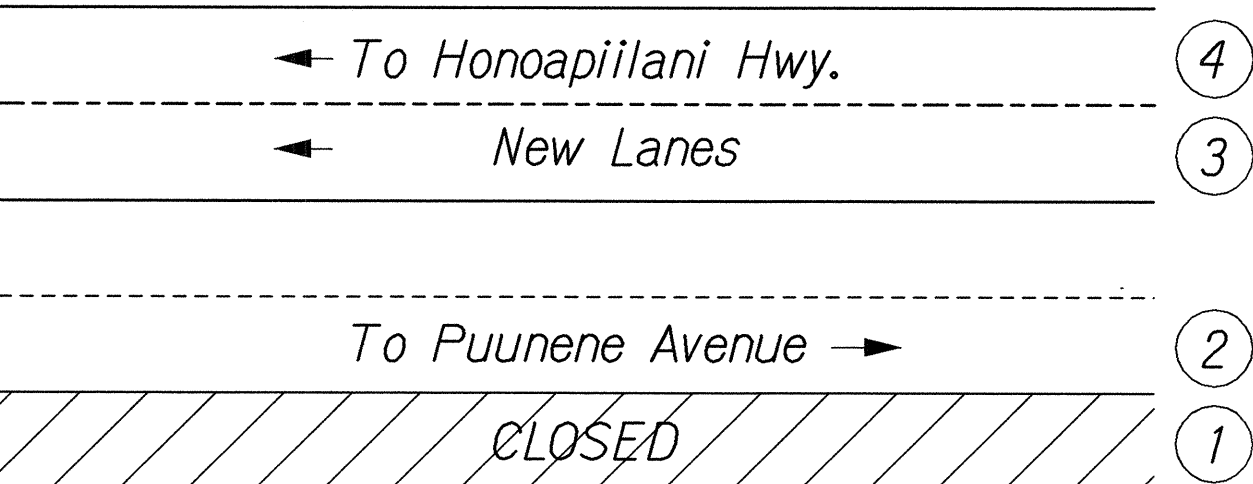
- Reconstruct Parapets and Endposts at Paleaahu Bridge, 7-Cell Box Culverts, Waikapu Bridge and Waihee Bridge along edge of Lane ② .
- Restripe existing Lane ② .
- Install signs for Lane ② .



PHASE III

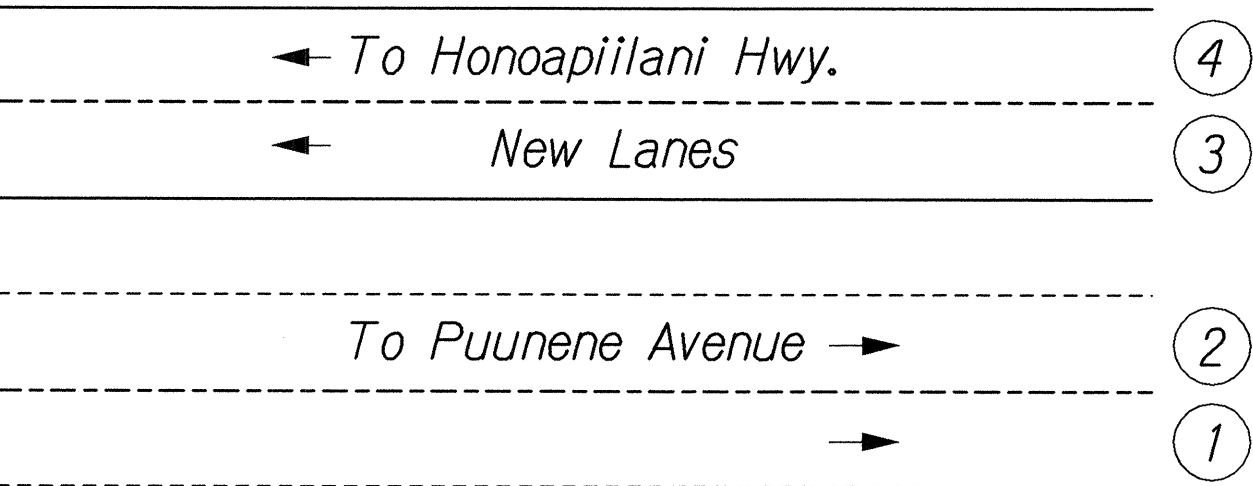
Lanes ③ and ④ in Honoapiilani Hwy. to remain open.
Open Lane ② in Puunene Avenue direction.
Close Lane ① .

- Reconstruct Parapets and Endposts at Paleaahu Bridge, 7-Cell Box Culverts, Waikapu Bridge and Waihee Bridge along edge of Lane ① .



PHASE IV

Open all Lanes ① , ② , ③ and ④ .



ORIGINAL PLAN	SURVEY PLOTTED BY	DATE
NOTE BOOK	DRAWN BY	
	DESIGNED BY	
	CHECKED BY	

J:\KUIHELANI\ROAD\RC-PHASE.dgn

THIS WORK WAS PREPARED BY ME OR UNDER MY SUPERVISION.
R. M. Urasaka 9/14/01

STATE OF HAWAII
DEPARTMENT OF TRANSPORTATION
HIGHWAYS DIVISION
CONSTRUCTION PHASING

KUIHELANI HIGHWAY WIDENING
HONOAPIILANI HIGHWAY TO PUUNENE AVENUE
FEDERAL-AID PROJECT NO. NH-0380(9)
Scale: None Date: Sept. 14, 2001
SHEET No. 55 OF 1 SHEETS