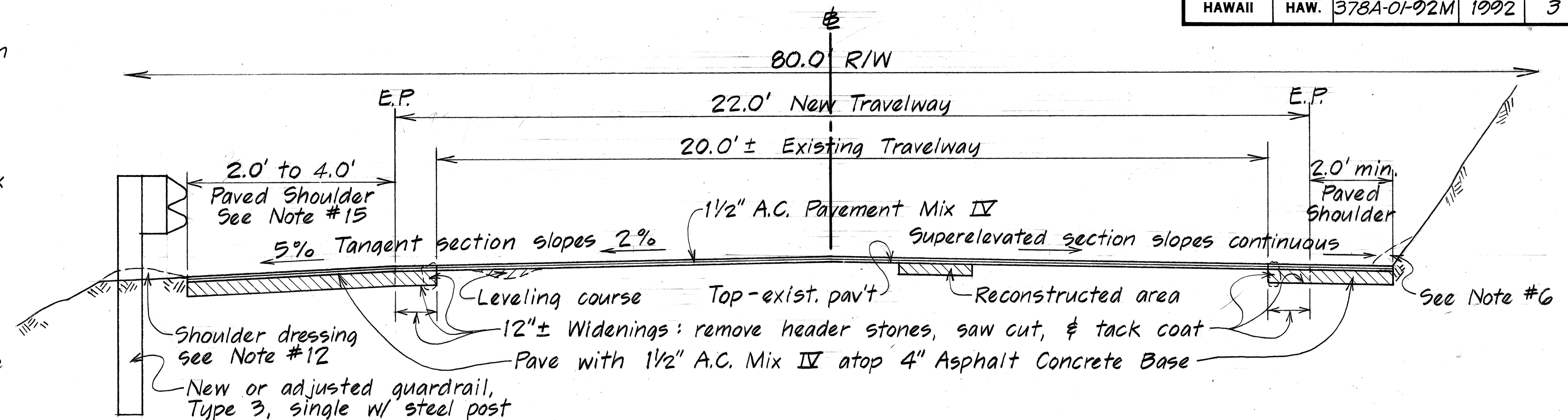


# GENERAL NOTES


FED. ROAD DIST. NO.	STATE	FED-AID PROJ. NO.	FISCAL YEAR	SHEET NO.	TOTAL SHEETS
HAWAII	HAW.	378A-01-92M	1992	3	42

- Prior to Filling or resurfacing, the existing surface shall be cleaned as described in Section 310 of the Standard Specifications. Payment shall be considered incidental to A.C. Pavement Mix No. IV, Item No. 401.0400.
- All holes, cracks and large depressions shall be filled and compacted with A.C. Pav't Mix No. IV prior to resurfacing. Payment shall be incidental to A.C. Pav't Mix No. IV, Item No. 401.0400.
- In general, the A.C. pavement overlay thickness shall be 1 1/2 inches unless otherwise directed by the Engineer.
- Smooth riding connections shall be constructed at the beginning and the end of the project, at all connecting approaches, at extra widenings and as directed by the Engineer.
- The Contractors attention is directed to Sub-Section 104.04 of the Standard Specifications concerning maintenance of traffic.
- The shoulder shall be constructed as shown on the plans. Excavation for shoulder shall be paid for under Item No. 203.0100, Roadway Excavation. The excavated shoulder areas shall be backfilled with Asphalt Concrete Base Course prior to paving. Payment for removal of header stones, saw-cutting and tack coat shall be considered as incidental to various contract items.
- Existing signs and posts, markers and posts which are removed shall be stockpiled at a site within the project limits determined by the Engineer, and shall be the property of the State.
- Replacement of signs includes removal of existing signs with posts, stockpiling, and installation of new sign with posts, unless otherwise specified.
- Installation of signs includes installation of new signs with posts unless otherwise specified.
- For centerline striping and raised pavement markers see Standard Detail Sheet DT 300. Centerline stripe shall be double yellow (4") lines and raised pavement markers, Type DL at 20 ft. o.c. Edge stripe shall be single (4") white line with Type CL raised markers at 40 ft. o.c..
- Removal of signs and reflector markers shall be considered incidental to various items of work.
- Shoulder dressing from edge of pavement shall be done by the Contractor and this work shall be incidental to Item No. 401.0400, A.C. Pavement, Mix No. IV.
- The exact limits of areas to be reconstructed shall be determined in the field by the Engineer. The depth of excavation for reconstruction shall be as shown on the plans or as directed by the Engineer. The excavated areas shall be reconstructed with Plant Mix Asphalt Concrete Base Course prior to resurfacing.
- All construction signs shall be left in place until all construction items have been completed. Contractor shall obtain prior approval from the Engineer to remove construction signs.
- Where existing guardrails are located, paved shoulder shall be constructed up to the face of the guardrail. Paved shoulder widths shall be determined in the field and approved by the Engineer. If the Engineer wishes, he may realign the road slightly to obtain the appropriate width of shoulder. In any case, the minimum paved shoulder width shall not be less than 2 feet, and unless otherwise noted, will be 4 feet.
- Other Construction and/or maintenance contract projects may be in operation within the limits of the contract. Coordination and scheduling of work will be determined by the Engineer.
- Construction signs installed and/or posted by others shall be relocated and reinstalled as determined by the Engineer. Payment for this work shall be made under Item No. 645.0200-Police Officers and/or Additional Traffic Control Devices.



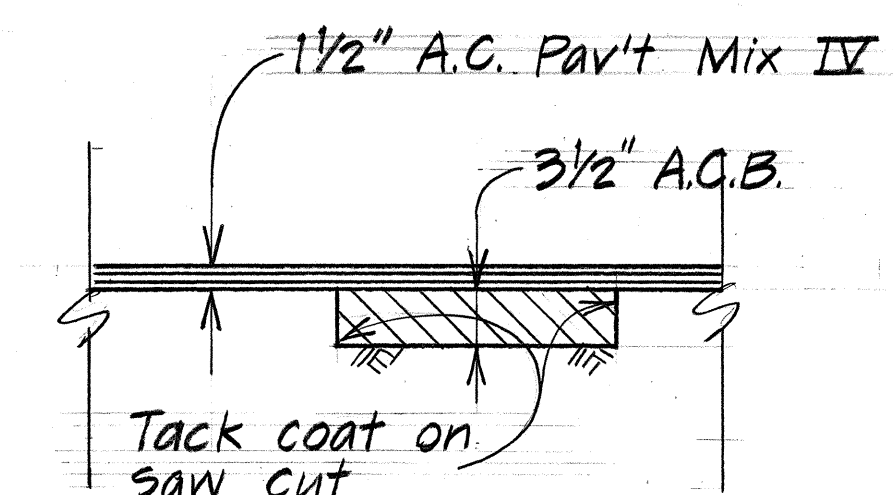
## TYPICAL SECTION

Scale: 1/2" = 1'-0"



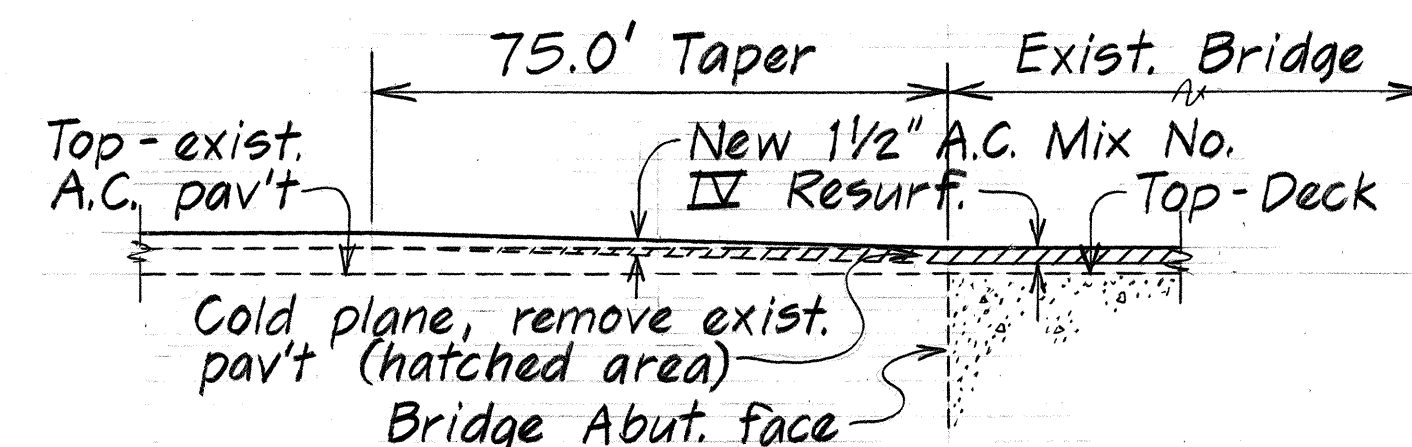
## LEVELING COURSE DETAIL

Not To Scale

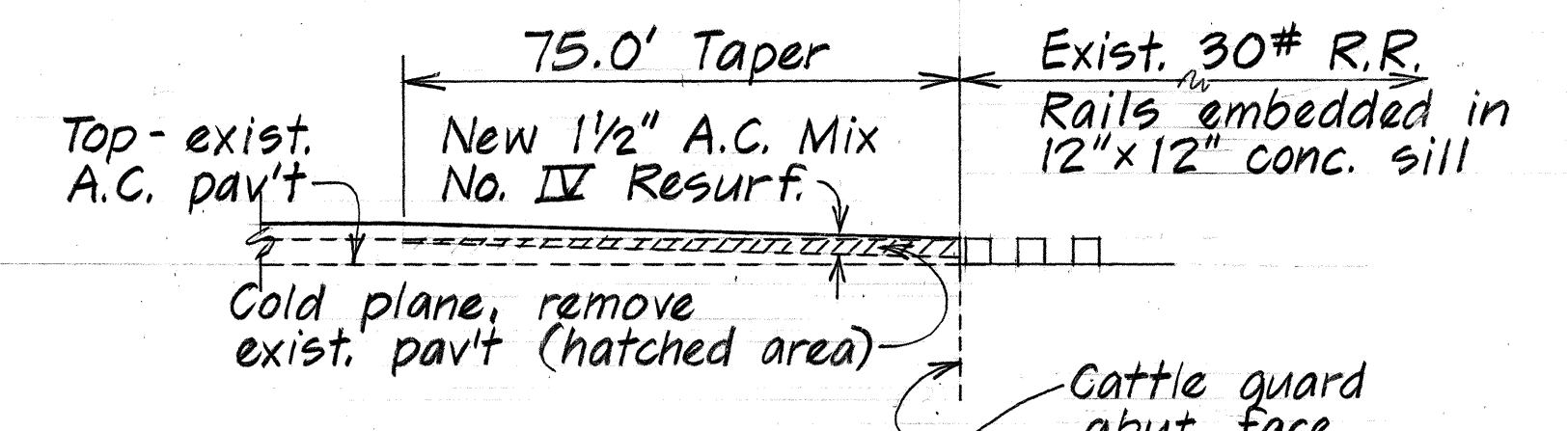


## RECONSTRUCTION DETAIL

Not To Scale



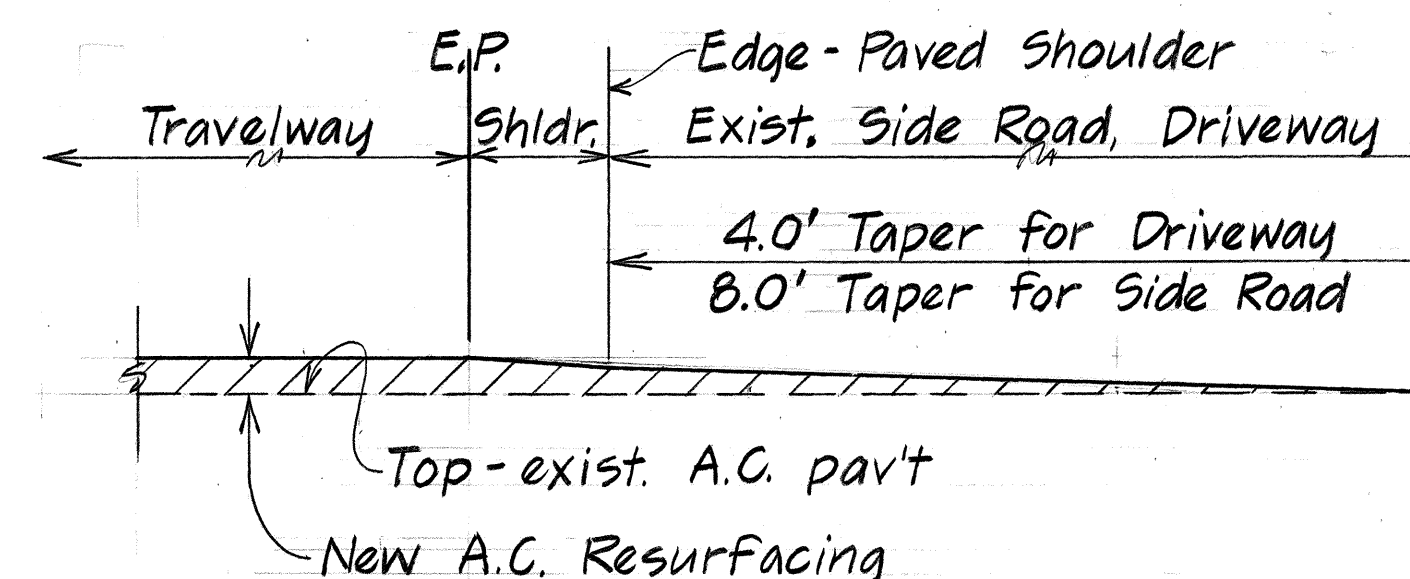
## AT POHAKUOKALA, WAIALE BRIDGES



## AT CATTLE GUARDS

## COLD PLANING DETAILS

Not To Scale



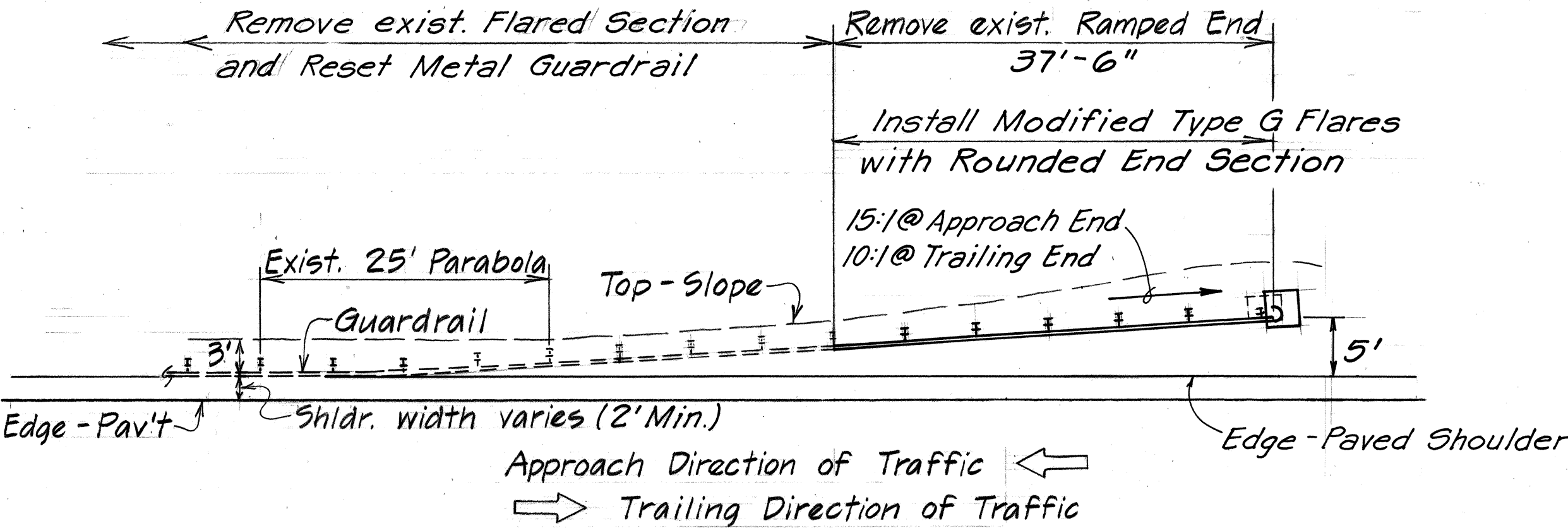
## SIDE ROAD, DRIVEWAY CONNECTIONS

Not To Scale

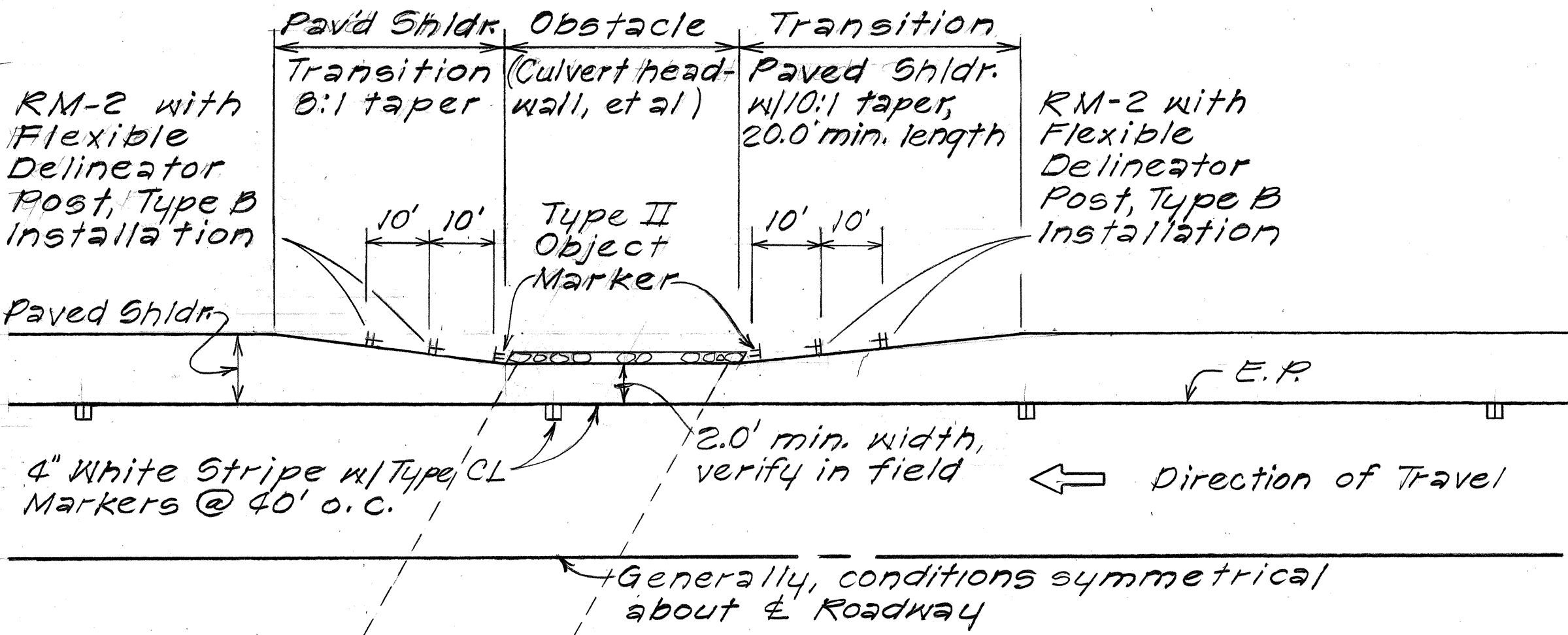
STATE OF HAWAII DEPARTMENT OF TRANSPORTATION HIGHWAYS DIVISION
<b>GENERAL NOTES, TYPICAL SECTION, MISCELLANEOUS DETAILS</b>
HALEAKALA CRATER ROAD RESURFACING
PROJECT NO. 378A-01-92M
Scale: As Noted Date: April, 1992
SHEET NO. 1 OF 2 SHEETS



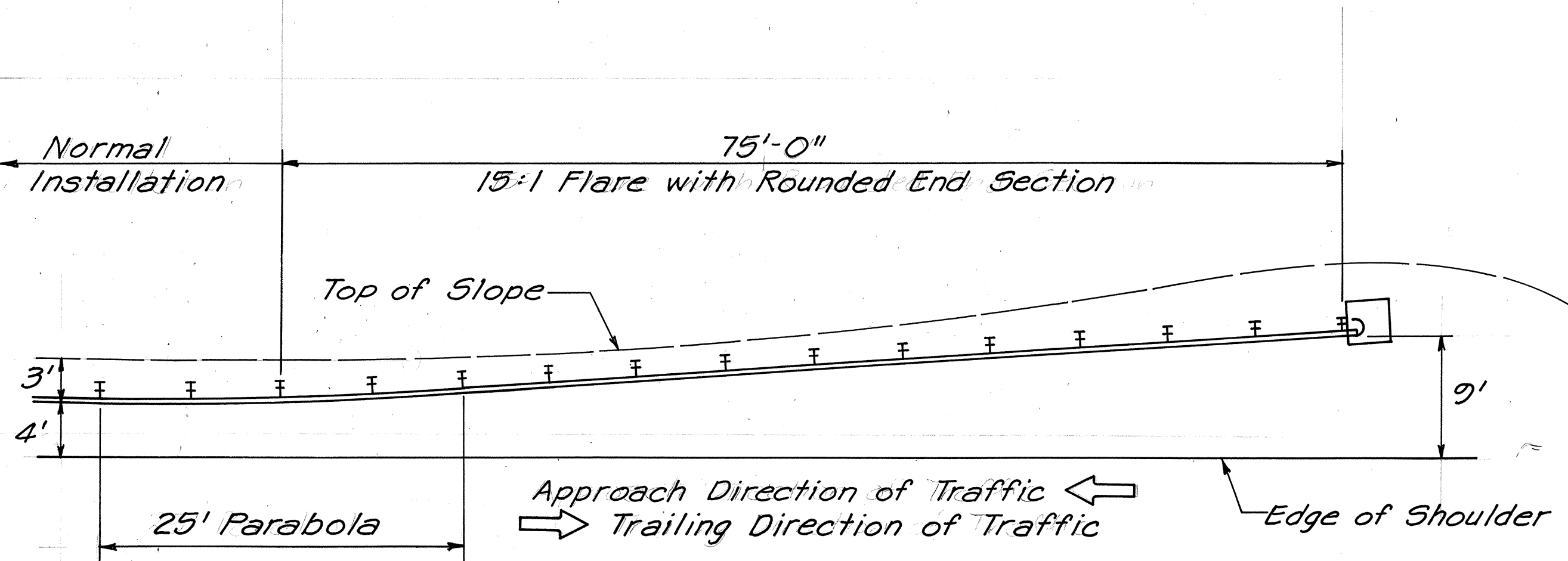
FED. ROAD DIST. NO.	STATE	PROJ. NO.	FISCAL YEAR	SHEET NO.	TOTAL SHEETS
HAWAII	HAW.	378A-01-92M	1992	4	42



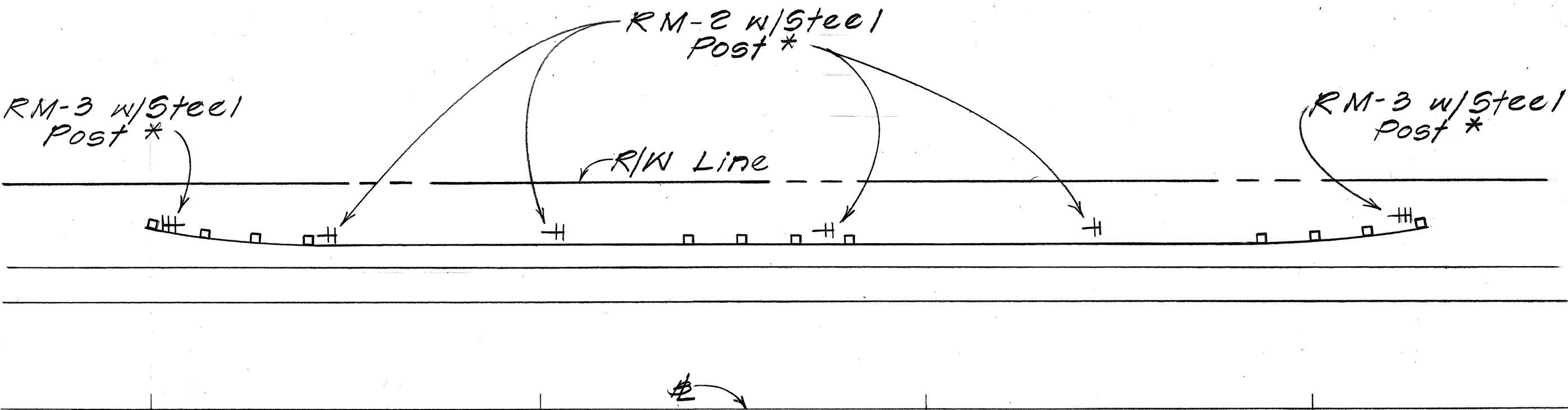
# **GUARDRAIL REMOVAL & REINSTALLATION AT APPROACH & TRAILING ENDS** Not to Scale



# **PAVED SHOULDER TRANSITION** Not to Scale

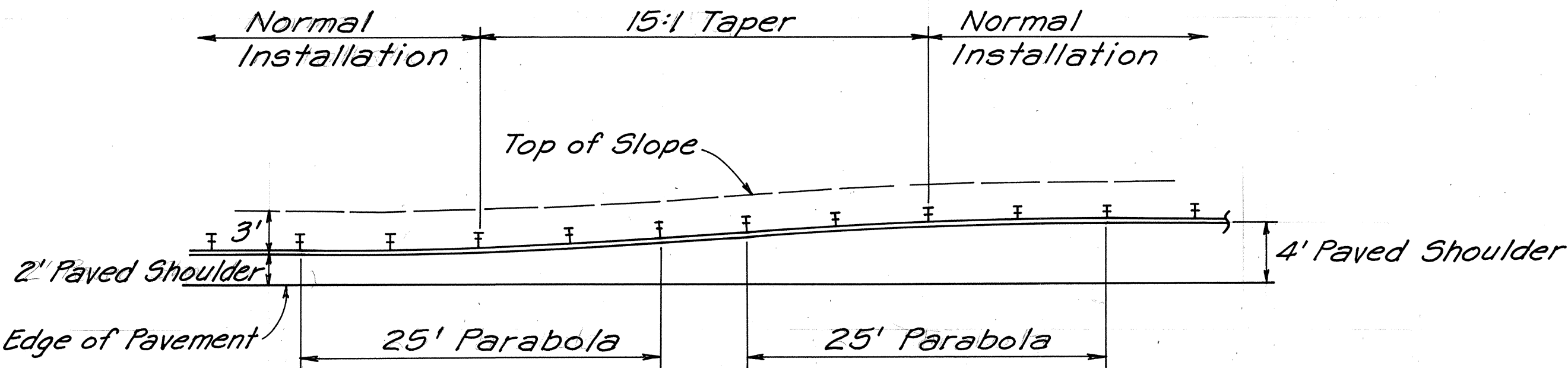


# **MODIFIED TYPE G FLARE AT APPROACH & TRAILING ENDS** Not to Scale



# **INSTALLATION OF REFLECTOR MARKERS AT GUARDRAILS** Not to Scale

\* For Locations, see Installation of Reflector Markers and Summary



# **GUARDRAIL TRANSITION** Not to Scale

STATE OF HAWAII

DEPARTMENT OF TRANSPORTATION

HIGHWAYS DIVISION

MISCELLANEOUS

DETAILS

HALEAKALA CRATER ROAD

RESURFACING

PROJECT NO. 378A-01-92M

Scale: As Noted Date: April, 1992

SHEET NO. 2 OF 2 SHEETS

4

SURVEY PLOTTED BY	DATE
DRAWN BY	
DESIGNED BY	
QUANTITIES BY	
CHECKED BY	
ORIGINAL PLAN	
NOTE BOOK	
NO.	