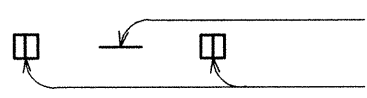
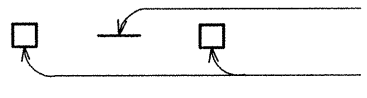


FED. ROAD DIST. NO.	STATE	FED. AID PROJ. NO.	FISCAL YEAR	SHEET NO.	TOTAL SHEETS
HAWAII	HAW.	STP-0377(006)	2014	27	38

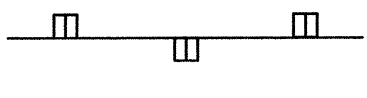
LEGEND



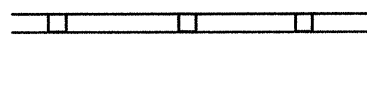
4 each Type A Raised Pavement Markers
Type C Raised Pavement Markers @ 40'-0" o.c.



4 each Type J Raised Pavement Markers
Type D Raised Pavement Markers @ 40'-0" o.c.




8" White Stripe with Type C Raised Pavement Markers @ 20'-0" o.c. (Thermoplastic)



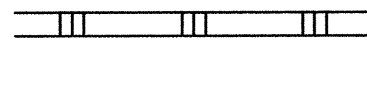
4" Double Solid Yellow with Type D Raised Pavement Markers @ 20'-0" o.c. (Thermoplastic)



4" Double Solid Yellow Stripes with Type H Raised Pavement Markers @ 20'-0" o.c. (Thermoplastic)



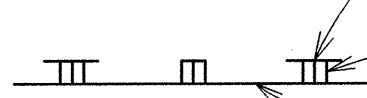
4" Yellow Edge Stripe with Type H Raised Pavement Markers @ 40'-0" o.c. (Thermoplastic)



4" Double Solid White Stripes with Type C Raised Pavement Markers @ 20'-0" o.c. (Thermoplastic)



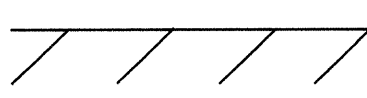
Lane Change Restriction Marking
4 each Type A Raised Pavement Markers Unless Noted Otherwise in The Plans
Type C Raised Pavement Markers @ 20'-0" o.c.
4" White Stripe (Thermoplastic)



4" or 8" White Edge Stripe with Type C Raised Pavement Markers @ 40'-0" o.c. (Thermoplastic)



4" White Guide Lines (Thermoplastic)




Transverse Median Marking (Thermoplastic)



Transverse Shoulder Marking (Thermoplastic)



Channelizing Island or Deceleration Lane Gore (Thermoplastic)



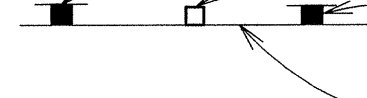
Crosswalk and Stop Line. All Stop Lines shall be 10'-0" from Crosswalk unless otherwise noted. The circled number indicates the number of lanes for payment (Thermoplastic)



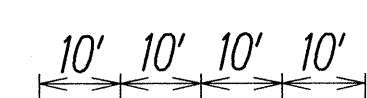
Pavement Arrow (Thermoplastic)



Pavement Word (Thermoplastic)



4 Each Type J Raised Pavement Markers
Type D Raised Pavement Markers @ 40'-0" o.c.
Type H Raised Pavement Markers (Reflective Surface facing no-passing direction)
4" Single Solid Yellow Stripe (Thermoplastic)



Extension of Edge Line, 4" Wide x 2'-0" Long White Stripe @ 10'-0" o.c. w/Type C Markers @ 40'-0" o.c. (Thermoplastic)



Reflector Marker (RM-2, White) w/steel post



Reflector Marker (RM-2, White) w/flexible post

NOTES

1. Layout of pavement markings and striping shall be done by the Contractor and approved by the Engineer prior to any installation work.
2. Existing pavement markings not incorporated in the final traffic pattern shall be removed as directed by the Engineer. Costs shall be incidental to the various pavement marking items.
3. Raised pavement markers shall not be installed within crosswalks.
4. Final locations of all signs shall be approved by the Engineer prior to any installation work.
5. Existing signs not shown on these plans shall remain as posted unless otherwise directed by the Engineer. Removal and disposal of existing signs and/or post as designated on these plans shall be incidental to the various signing items.
6. Final locations of all Stop Lines shall be approved by the Engineer prior to installation.
7. All pavement striping shall be as noted on the legend or plans.
8. All preformed pavement marking tapes over existing pavement shall be applied with an approved primer as recommended by the tape manufacturer and as approved by the Engineer. The primer shall be allowed to dry to the tacky stage prior to tape application.
9. Existing sign(s) and post(s) that are to be replaced shall be changed immediately after being removed unless otherwise directed by the Engineer.

SURVEY PLOTTED BY	DATE
DRAWN BY	8/12
DESIGNED BY	
QUANTITIES BY	
CHECKED BY	
ORIGINAL PLAN	
NOTE BOOK	
REVISION	

STATE OF HAWAII
DEPARTMENT OF TRANSPORTATION
HIGHWAYS DIVISION
PAVEMENT MARKING
LEGEND, DETAILS & NOTES
KEKAULIKE AVENUE RESURFACING
Haleakala Crater Road to Kula Highway
Federal-Aid Project No. STP-0377(006)
Scale: As Noted Date: August, 2012
SHEET No. 1 OF 1 SHEETS