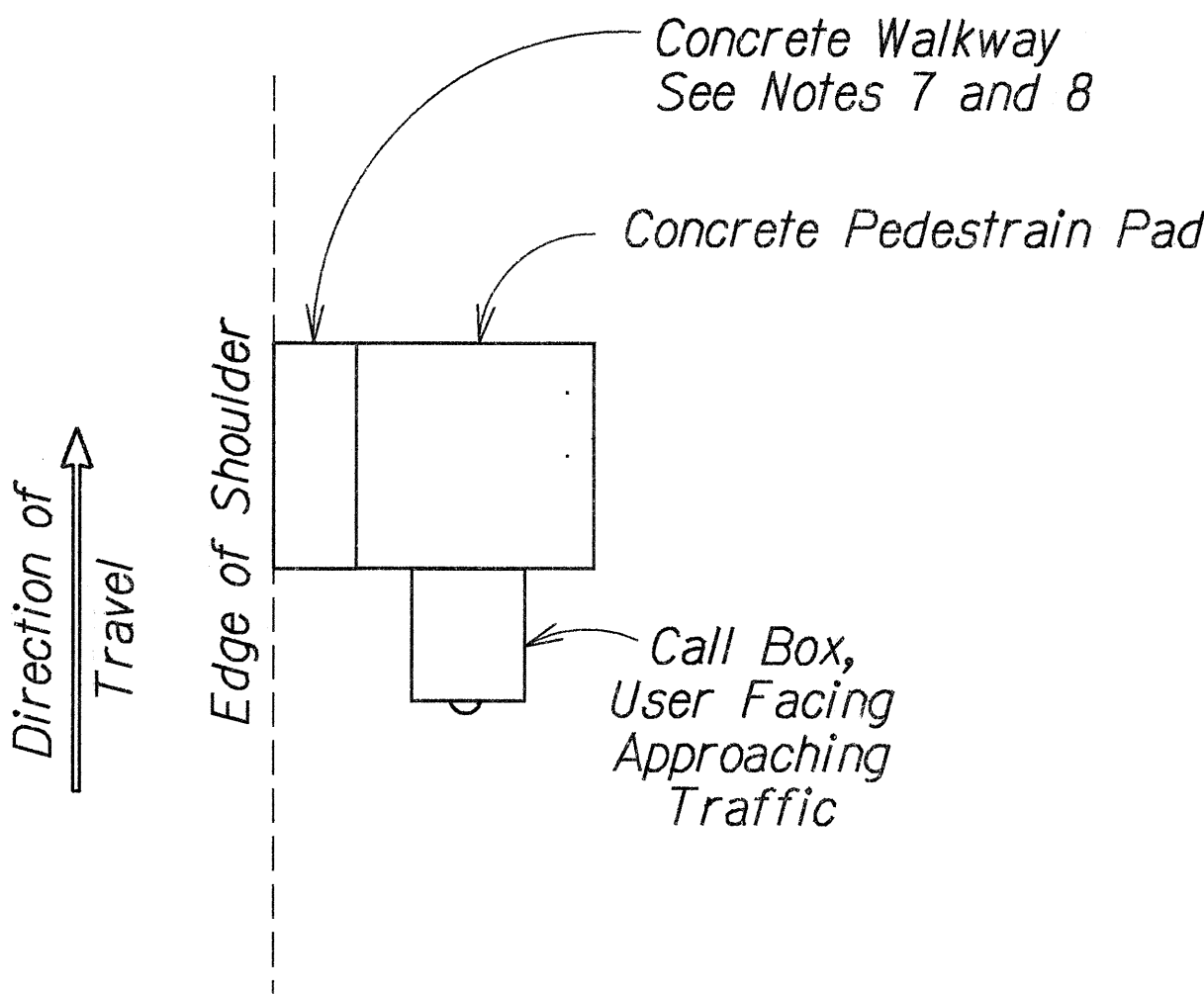
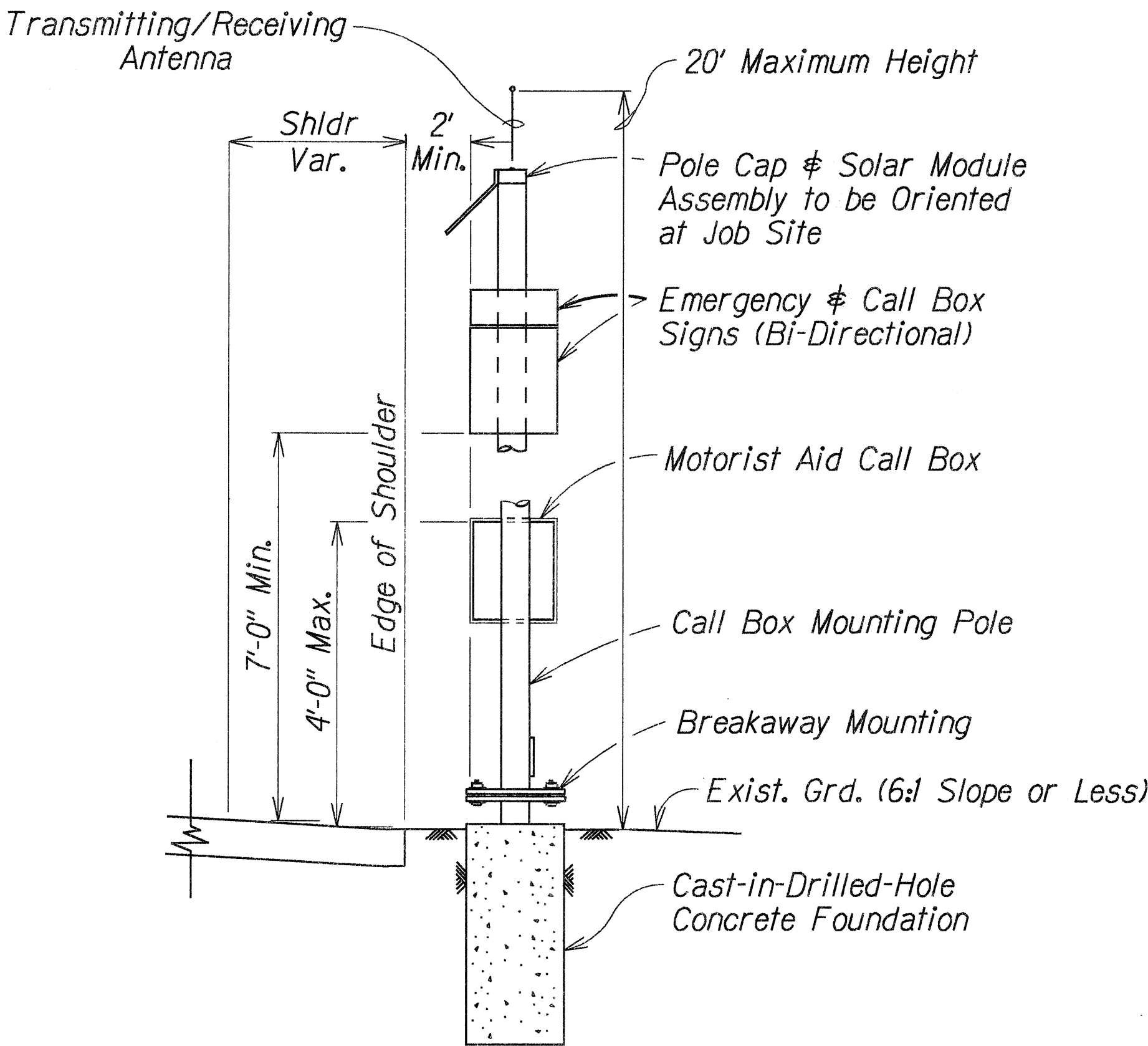


FED. ROAD DIST. NO.	STATE	PROJ. NO.	FISCAL YEAR	SHEET NO.	TOTAL SHEETS
HAWAII	HAW.	HWY-M-07-96	1996	3	8

GENERAL NOTES

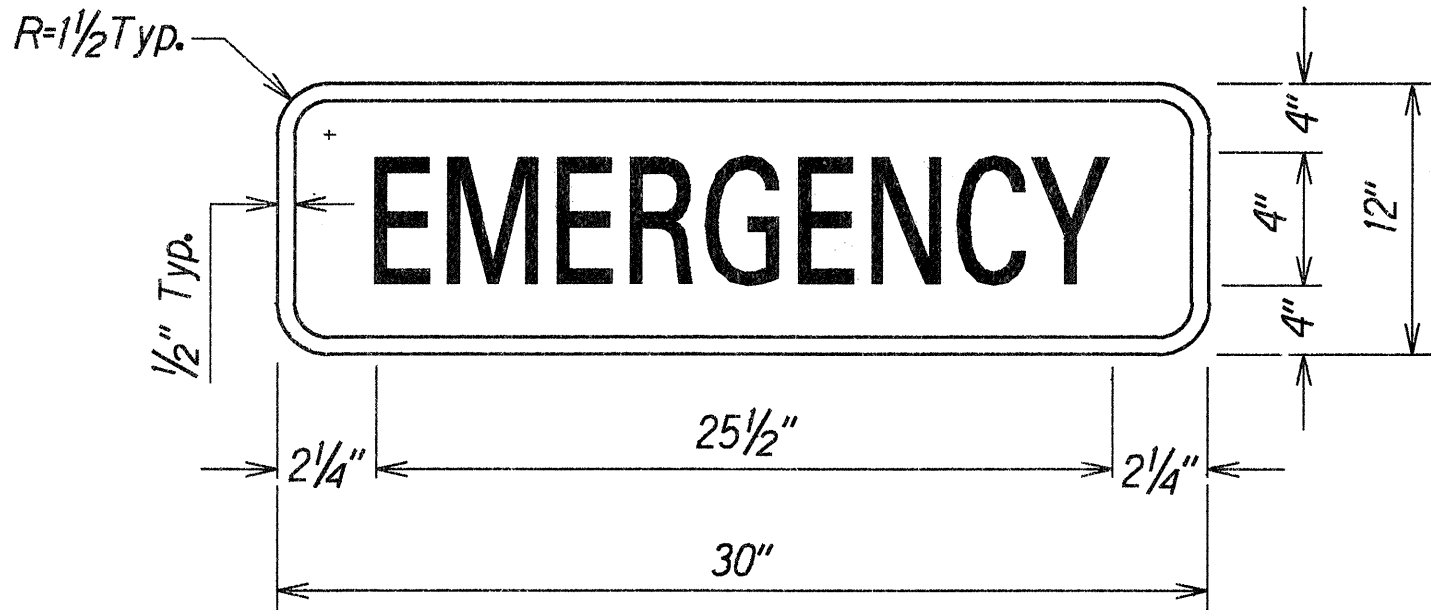
- Scope of work for this project involves installation of emergency telephones on mounting poles for the following routes on the island of Maui:
 - Route 30 - Honoapiilani Highway
 - Route 31 - Piilani Highway
 - Route 36 - Hana Highway
 - Route 37 - Haleakala Highway and Kula Highway
 - Route 340 - Waiehu Beach Road and Kahekili Highway
 - Route 377 - Haleakala Highway
- The Contractor is reminded of the requirements of Subsection 108.01 - Subletting of Contract, which requires him to perform work amounting to not less than 50 percent of the total contract cost less deductible items. Non-compliance with this Subsection may be grounds for rejection of bid.
- The Contractor's attention is directed to the following Sections of the Special Provisions: Subsection 107.13 - Public Convenience and Safety, Subsection 107.21 - Contractor's Responsibility for Utility Property and Services, Section 645 - Traffic Control.
- At the end of each day's work, the Contractor shall remove all equipment and other obstructions to permit free and safe passage of public traffic.
- The exact locations of Emergency Call Box units shall be determined in the field by the Engineer.
- Existing structures and utilities damaged by the Contractor shall be repaired by the Contractor at his expense.
- Concrete walkway from pedestrian pad to edge of pavement shall not exceed a maximum slope of 20:1. See Plan Sheet No. 8 for details.
- If Concrete walkway from pedestrian pad to edge of pavement exceeds the maximum slope of 20:1, a concrete wheelchair ramp shall be constructed. See Plan Sheet No. 8 for details.



SIDE VIEW

TOP VIEW

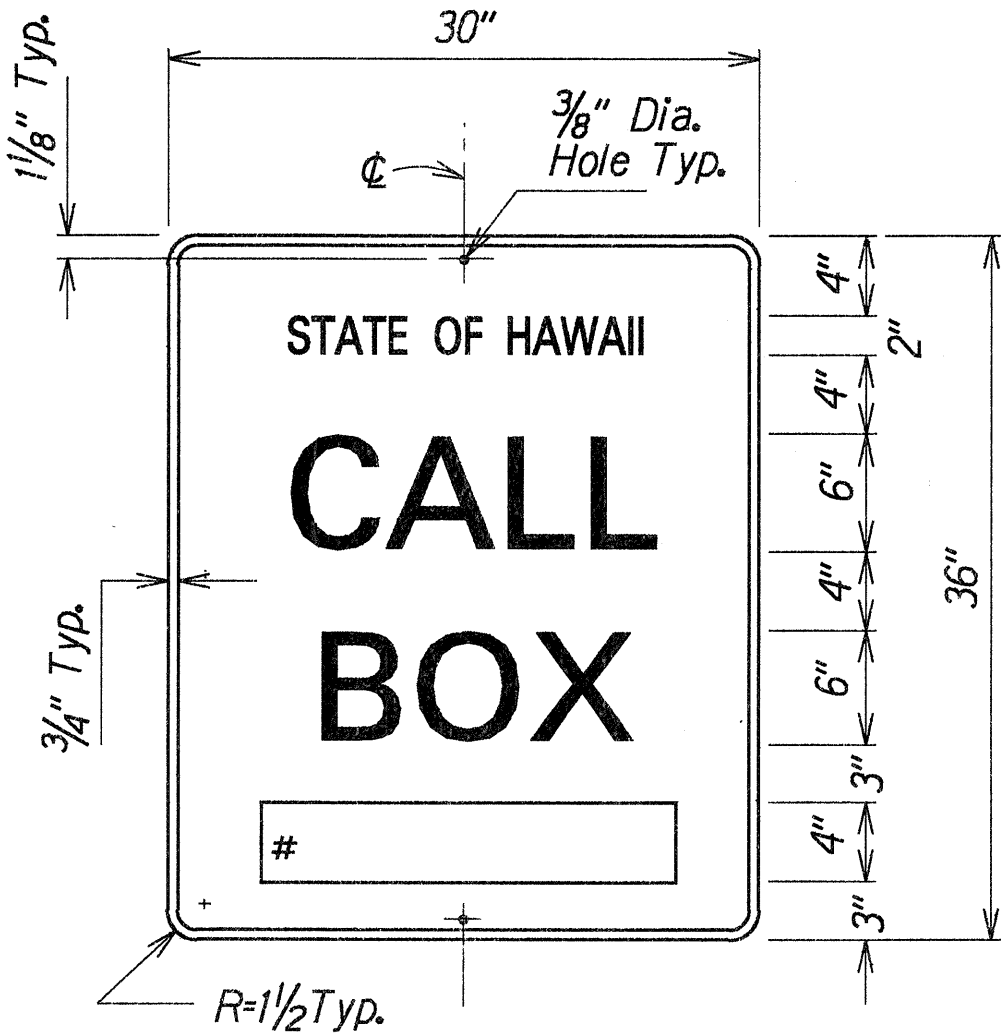
TYPICAL INSTALLATION



EMERGENCY SIGN

NOTES:

- Lettering shall be centered and shall be 4" SERIES C letters.
- All signs shall have white reflectorized border and legend on a blue reflectorized background.



CALL BOX IDENTIFICATION SIGN

NOTES:

- All lines of lettering shall be centered and shall be the following lettering size and series:
Line No. 1 - 2" SERIES C
Line No. 2 - 6" SERIES E
Line No. 3 - 6" SERIES E
- Call Box Identification Numbers shall be 4" SERIES D letters centered in the bottom position of the sign.
- All signs shall have white reflectorized border and legend on a blue reflectorized background.
- Modify hole locations to accommodate the 2" offset from edge of shoulder.

STATE OF HAWAII

DEPARTMENT OF TRANSPORTATION

HIGHWAYS DIVISION

GENERAL NOTES, TYPICAL

INSTALLATION & SIGN DETAILS

Emergency Telephones at Various

Locations, Maui

Project No. HWY-M-07-96

Scale: Not to Scale

Date: February, 1996

SHEET No. 1 OF 1 SHEETS

DESIGNED BY	DATE
DRAWN BY	
CHECKED BY	
NOTED BY	
QUANTITIES BY	
CHECKED BY	