

FED. ROAD DIST. NO.	STATE	PROJ. NO.	FISCAL YEAR	SHEET NO.	TOTAL SHEETS
HAWAII	HAW.	377A-01-83M	1983	6	7



CW20-1a 48" x 48"



CW20-2d 48" x 48"



CW20-3b 48" x 48"



CW20-4d 48" x 48"



CW20-5d(L) 48" x 48"



CW20-7c 48" x 48"



CW21-1 30" x 30"



CW21-2 30" x 30"



CW21-3 36" x 36"



CW21-4 36" x 36"



CW21-5 30" x 30"



CW21-6 30" x 30"



CW22-1b 48" x 48"




CW22-2 42" x 36"



CW22-3 42" x 36"



CG20-1(5) 60" x 36"



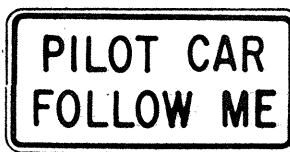
CG20-2 60" x 24"



CM4-9(R) 30" x 24"



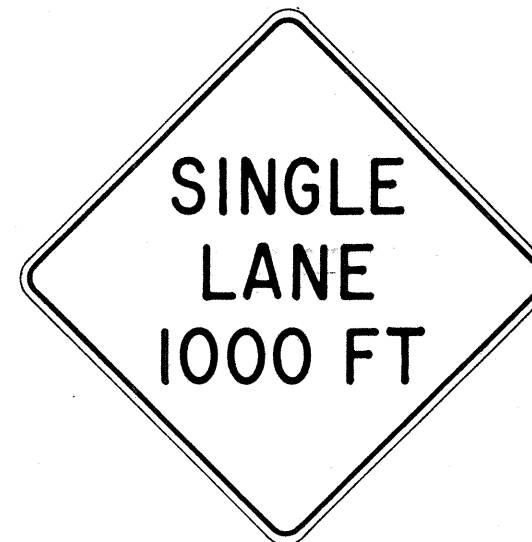
CM4-10(R) 48" x 18"



CG20-4 36" x 18"



CW23-1 36" x 36"



CW23-2b 48" x 48"



CW23-3(R) 48" x 48"

GENERAL NOTES

- Sign details shall conform to the FHWA publications "Manual on Uniform Traffic Control Devices for Streets and Highways," 1971, and "Standard Highway Signs," 1972, and as amended.
- All construction signs shall be reflectorized.
- All construction signs shall have 3/8" bolt holes drilled at appropriate locations.
- Numerals in () indicates numerals to be inserted for sign message. (R) or (L) indicates right or left.
- For "CW" series signs, suffixes a,b,c and d are as follows:
a-1500 FT, b-1000 FT,
c-500 FT and d-AHEAD.

NO.	REVISION	APPROVED BY	DATE
1	Supersedes Sht. DT 104 Approved 12-30-69	H.T.	3/23/72
2	Revised General Note 1	H.T.	10/16/74
3	Revised General Note 2	M.H.	9-16-75
4	Revised General Note 2 and sign CG20-1(5)	H.T.	9-14-76

APPROVAL RECOMMENDED:
Erich Tanaka 3/21/72
TRAFFIC ENGINEER DATE

APPROVED:
Shirley S. Smith 3/23/72
ASSISTANT CHIEF, ENGINEERING DATE

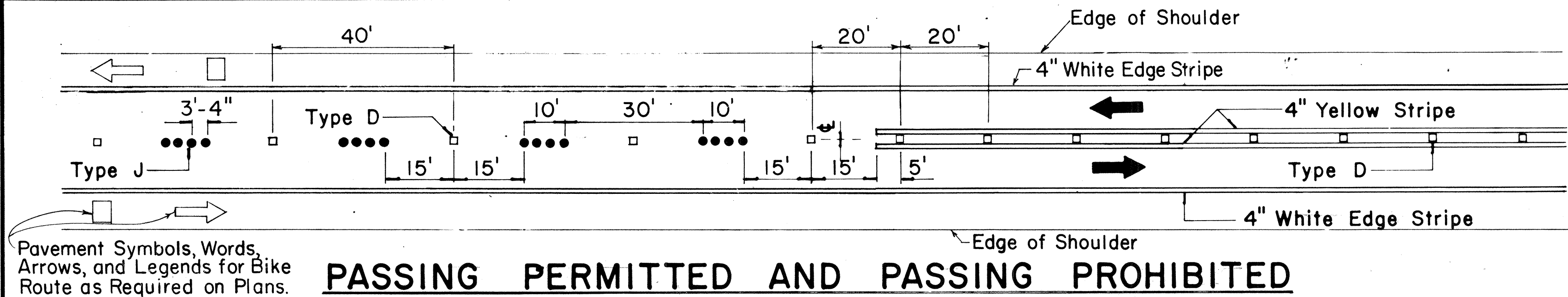
STATE OF HAWAII
DEPARTMENT OF TRANSPORTATION
HIGHWAYS DIVISION

STANDARD DETAILS
CONSTRUCTION SIGNS

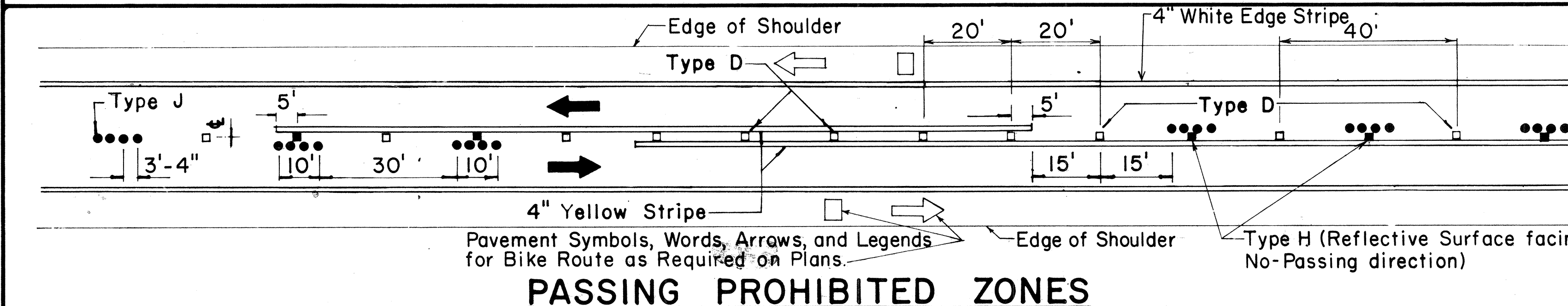
NOT TO SCALE

ORIGINAL PLAN	SURVEY PLOTTED BY	DATE
NOTE BOOK	DRAWN BY	" "
No.	DESIGNED BY	" "
	QUANTITIES BY	" "
	CHECKED BY	" "

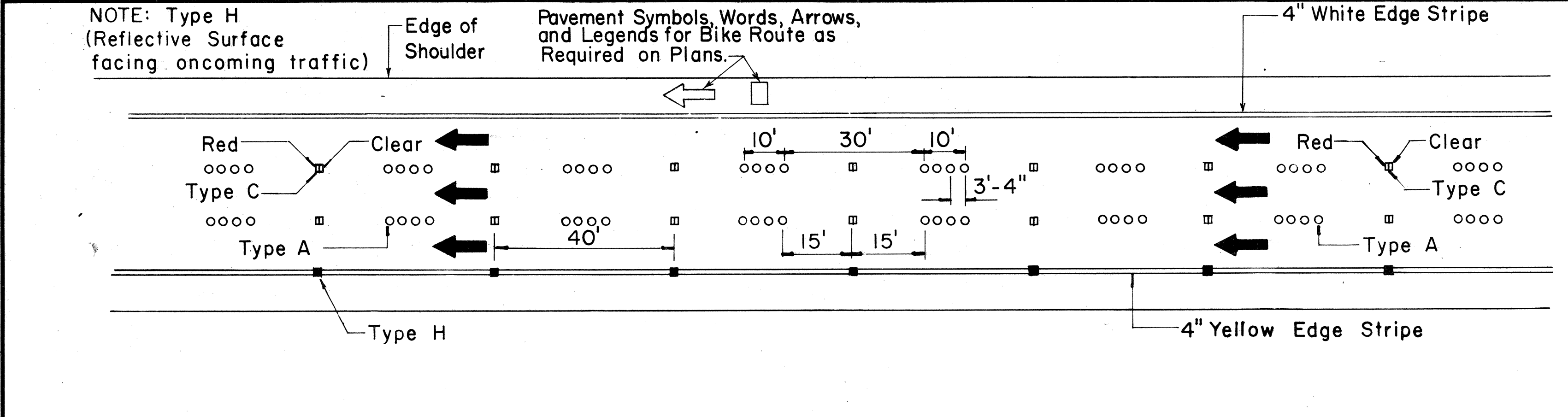
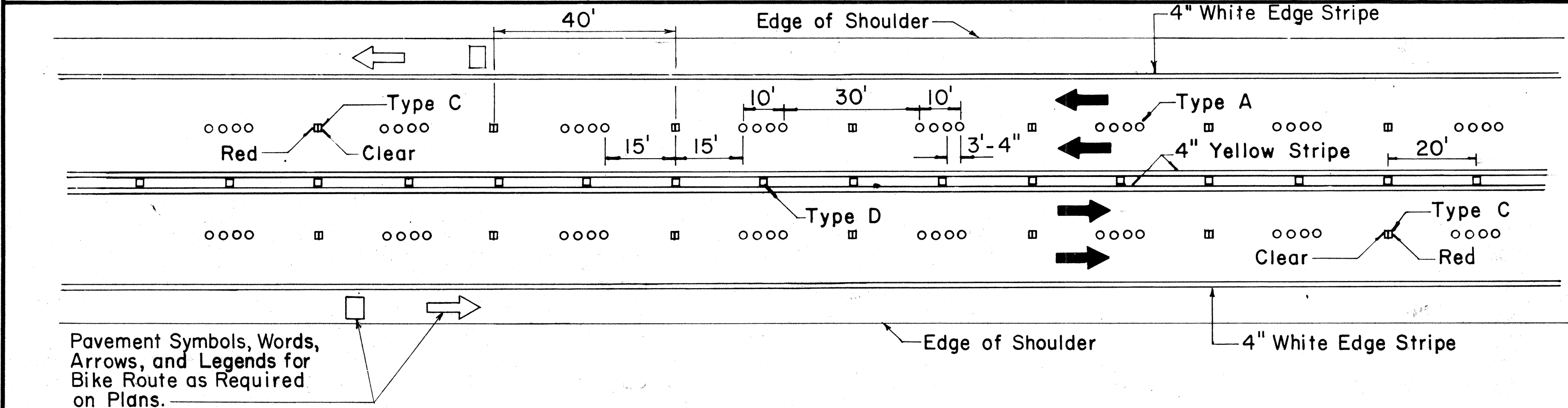
FED. ROAD DIST. NO.	STATE	PROJ. NO.	FISCAL YEAR	SHEET NO.	TOTAL SHEETS
HAWAII	HAW.	377A-01-83M	1983	7	7



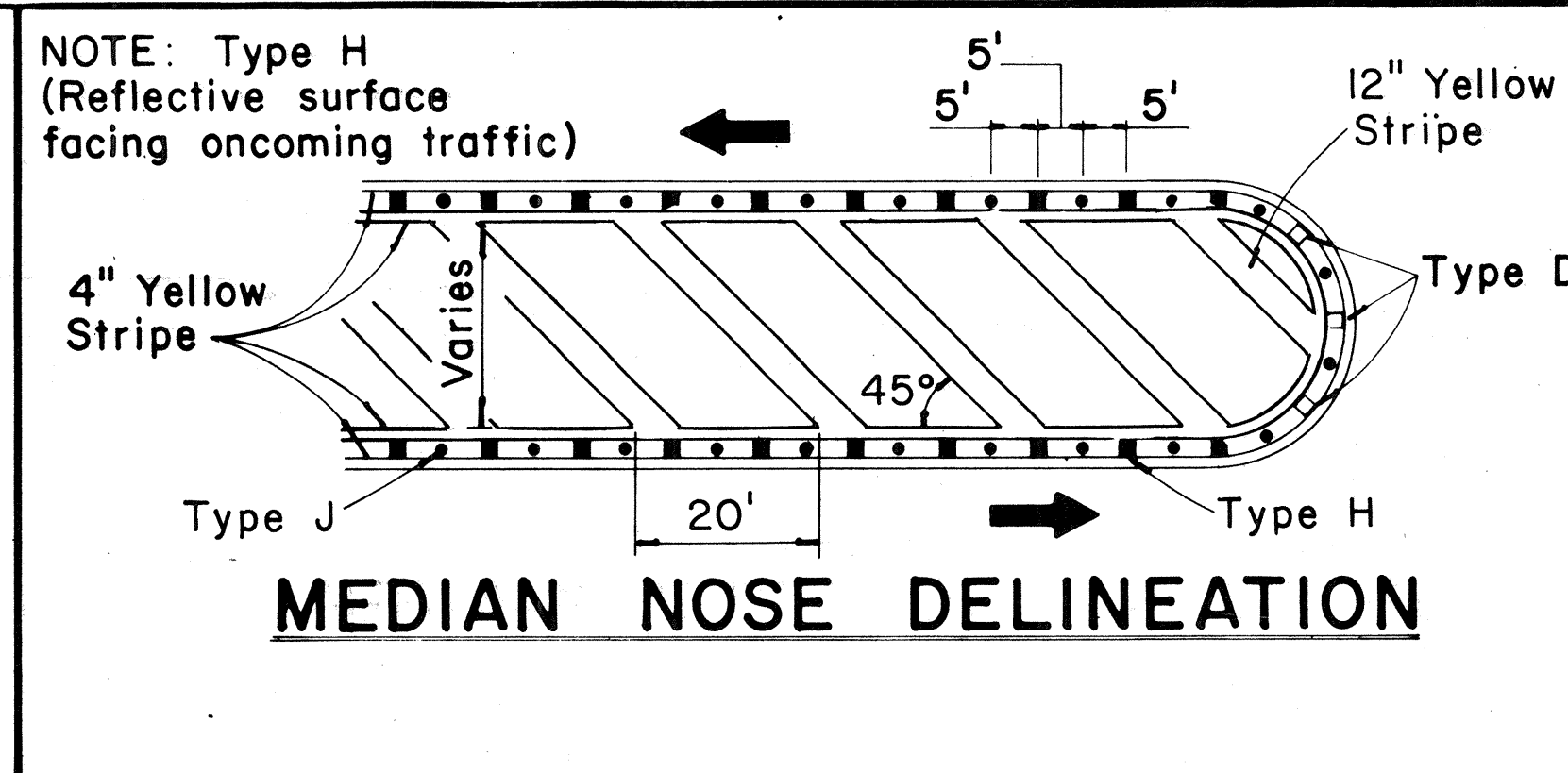
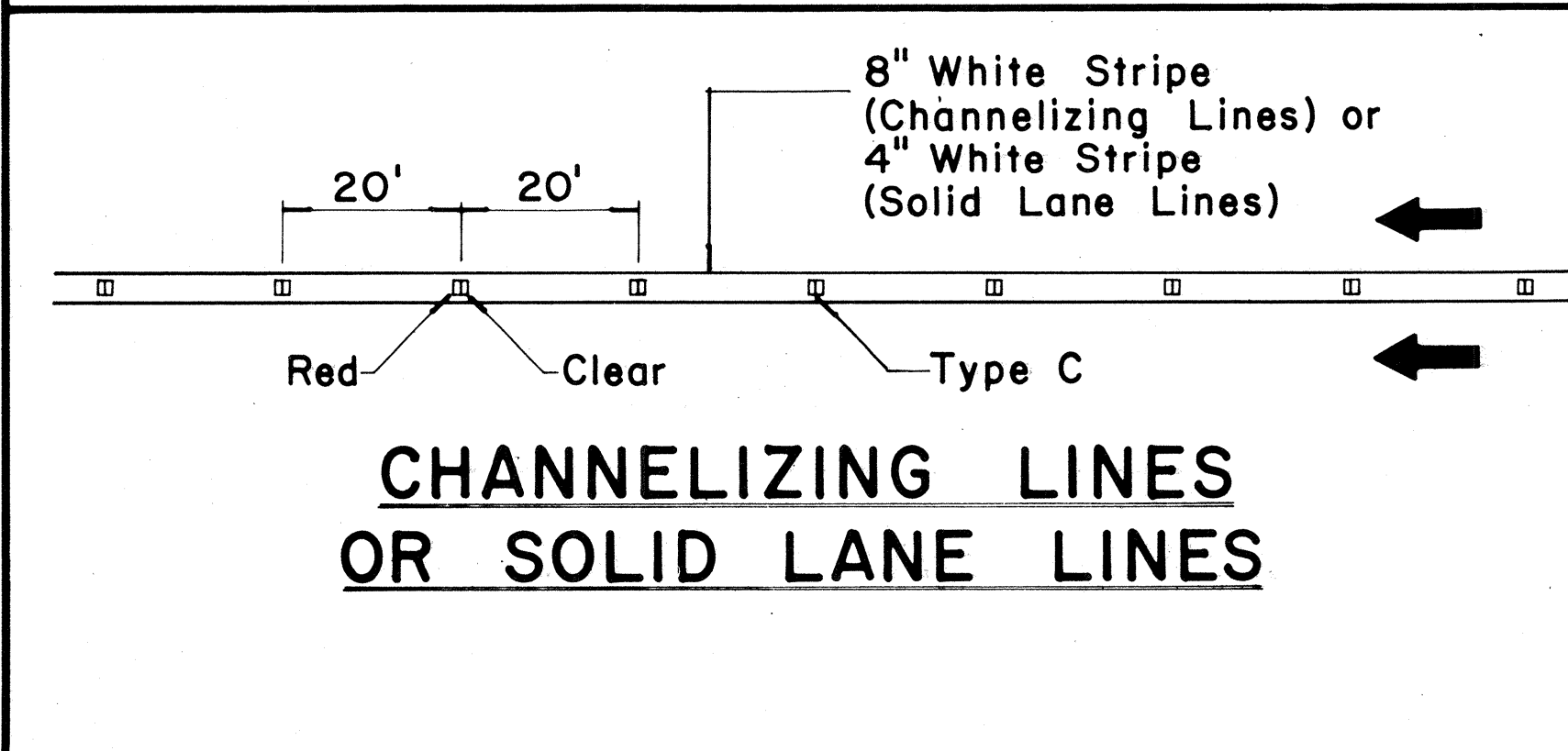
TWO - LANE



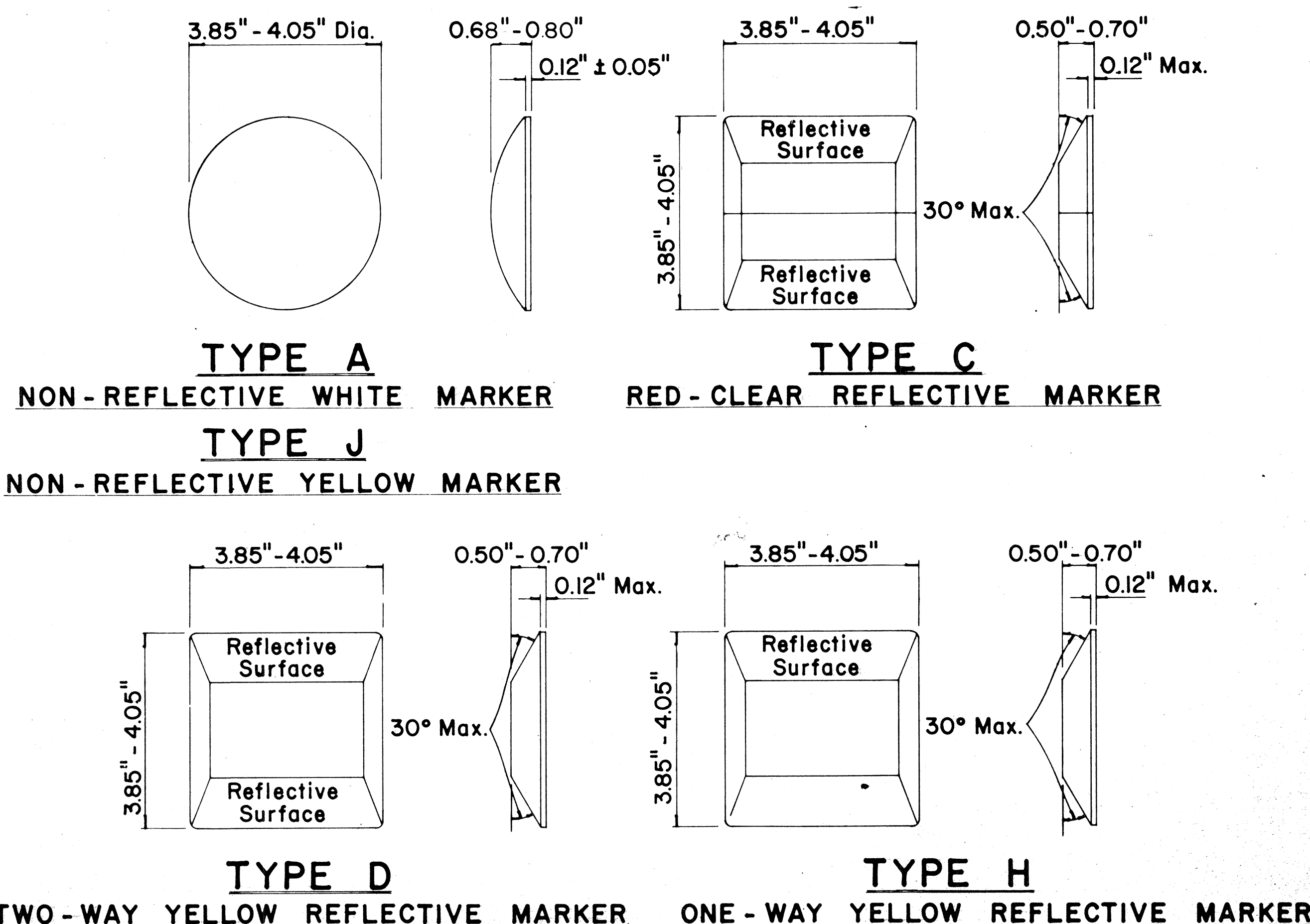
MULTI - LANE



DIVIDED HIGHWAY AND FREEWAY



MISCELLANEOUS



GENERAL NOTES

- Pavement marking and striping shall conform to the latest "Manual on Uniform Traffic Control Devices for Streets and Highways," and as amended.
- Layout and installation of pavement marking and striping shall be done by the Contractor. The Contractor shall check the layouts with the Engineer prior to performing work.

LEGEND

- Type A
- Type C
- Type D
- Type H
- Type J

APPROVAL RECOMMENDED:
Erich Tanaka 7/21/78
 TRAFFIC ENGINEER DATE

APPROVED:
Harold J. Zalewski 1/24/78
 ASSISTANT CHIEF, ENGINEERING DATE

No.	REVISION	APPROVED BY	DATE
1	Supersedes DT 300 approved 11/18/71.	H.f.	1/24/78
2	Delete Type A Markers from Bike Route Delineation.	H.f.	10/15/77

STATE OF HAWAII
 DEPARTMENT OF TRANSPORTATION
 HIGHWAYS DIVISION

STANDARD DETAILS
RAISED PAVEMENT MARKERS
AND STRIPING

Not to Scale July 1978
 SHEET No. 3 OF 3 SHEETS DT 300

DATE	
DESIGNED BY	
CHECKED BY	
ORIGINAL PLAN	
NOTE BOOK	
QUANTITIES BY	
CHECKED BY	
No.	