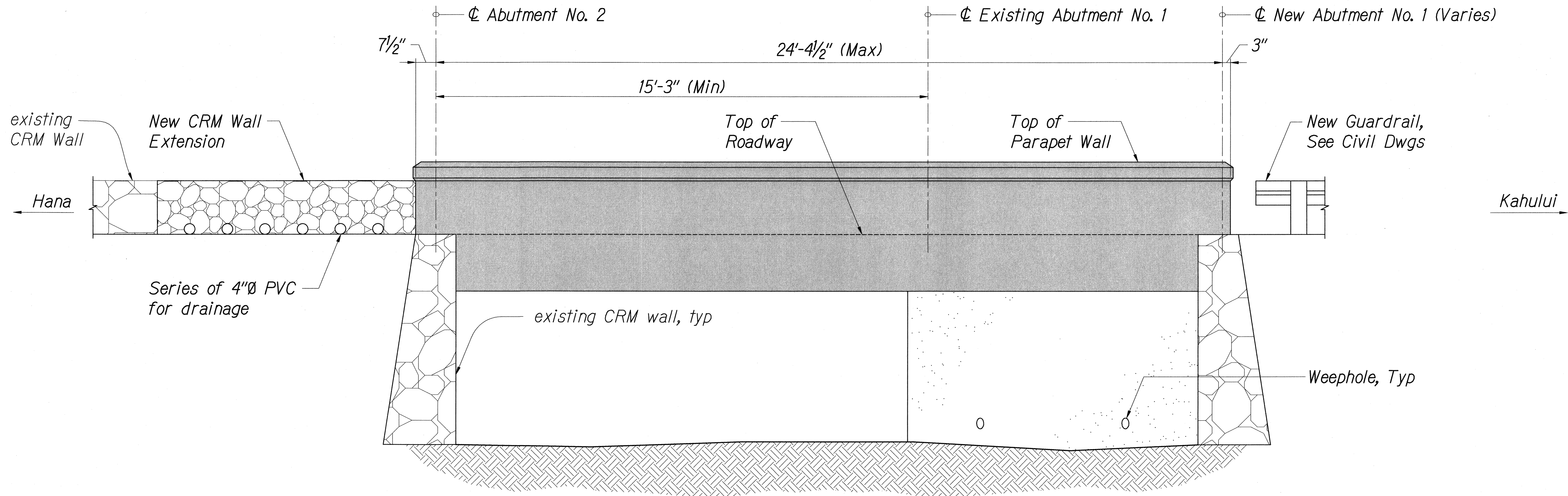


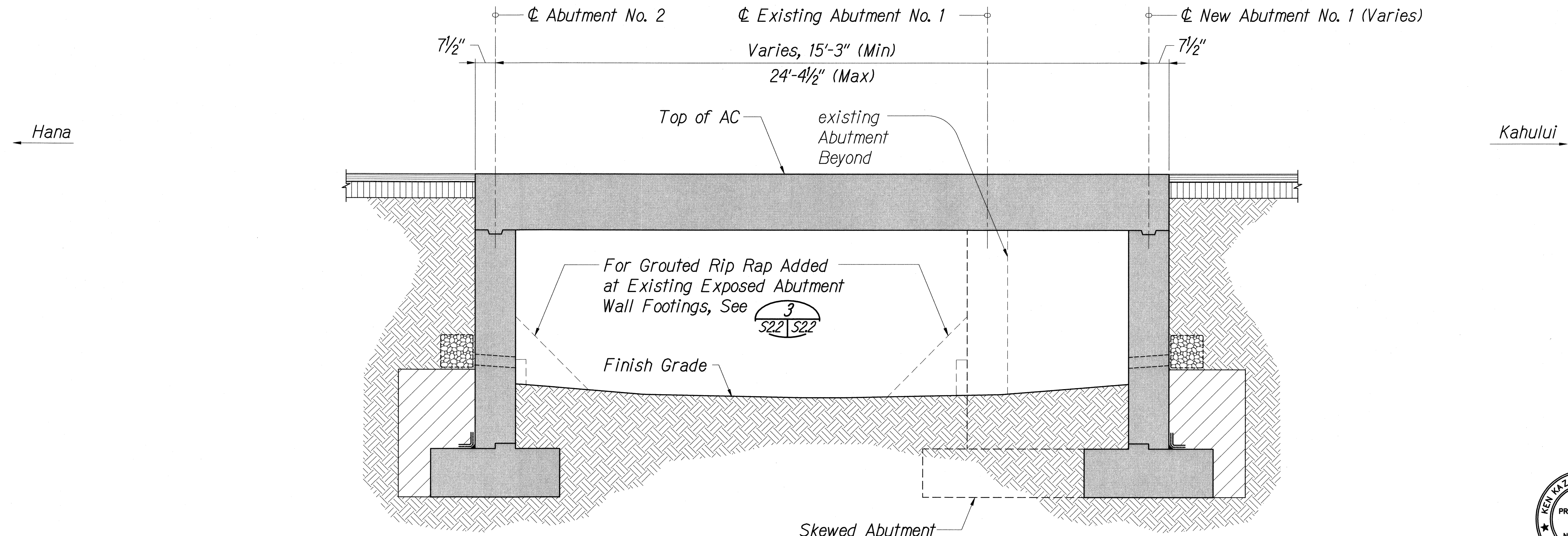
FED. ROAD DIST. NO.	STATE	PROJ. NO.	FISCAL YEAR	SHEET NO.	TOTAL SHEETS
HAWAII	HAW.	360B-01-03	2012	16	18



LONGITUDINAL ELEVATION

Scale: 1/2" = 1'-0"

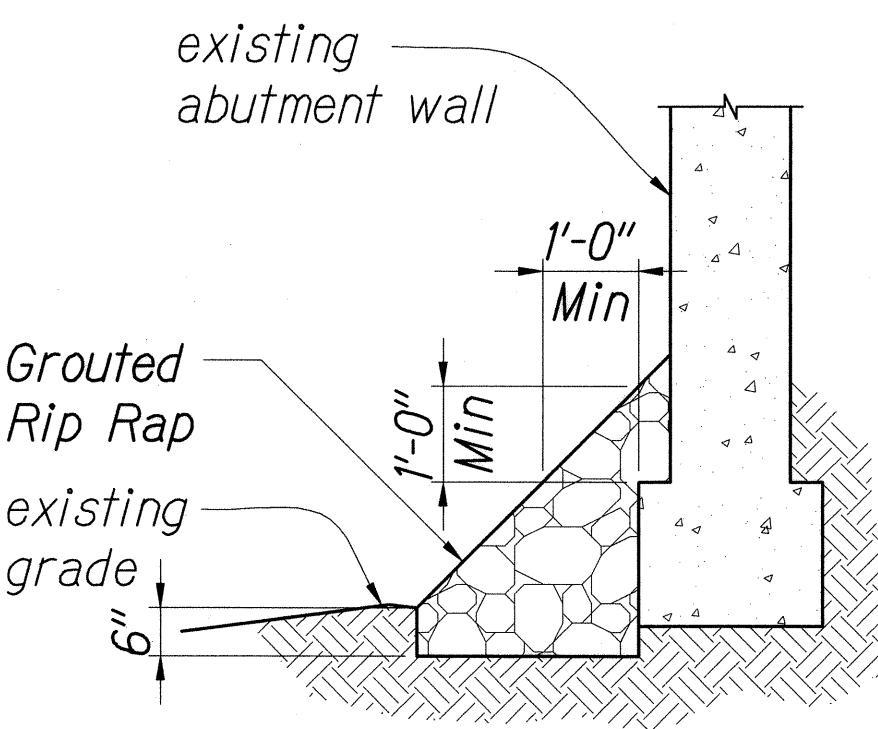
1
S2.2 S2.2



LONGITUDINAL SECTION

Scale: 1/2" = 1'-0"


2
S2.2 S2.2



DETAIL

Scale: 1/2" = 1'-0"

3
S2.2 S2.2



EXPIRATION DATE OF THE LICENSE 4/30/2012
THIS WORK WAS PREPARED BY
ME OR UNDER MY SUPERVISION

STATE OF HAWAII
DEPARTMENT OF TRANSPORTATION
HIGHWAYS DIVISION
**LONGITUDINAL ELEVATION
AND SECTION**
ROUTE 360 HANA HIGHWAY
IMPROVEMENTS
UAKA ROAD TO KEAWA PLACE
Project No. 360B-01-03
Scale: As Noted Date: December 2011
SHEET No. S2.2 OF 7 SHEETS

ORIGINAL PLAN	SURVEY PLOTTED BY	DATE
NOTE BOOK	DRAWN BY	
No.	DESIGNED BY	
	CHECKED BY	