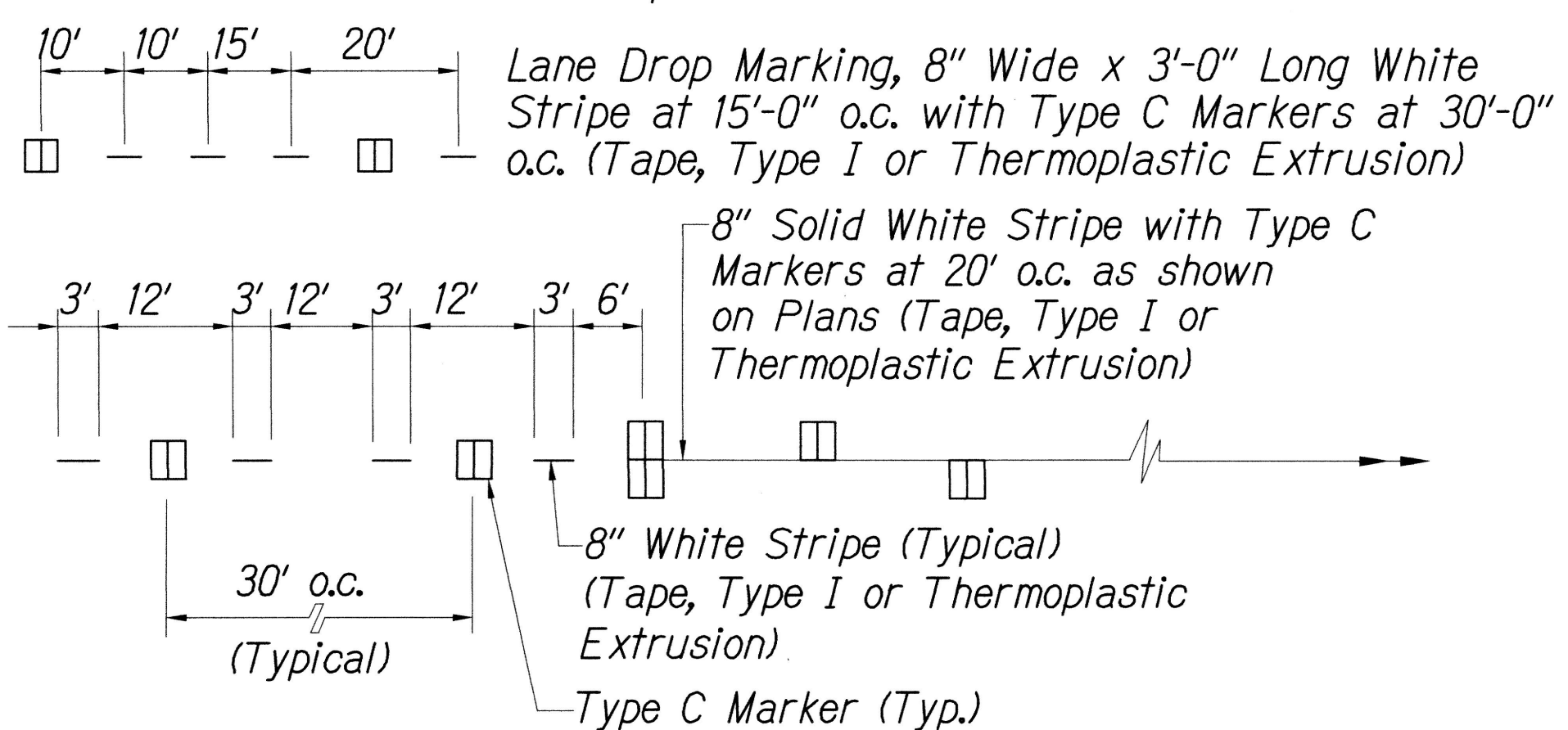


FED. ROAD DIST. NO.	STATE	FED. AID PROJ. NO.	FISCAL YEAR	SHEET NO.	TOTAL SHEETS
HAWAII	HAW.	360AB-01-18	2018	9	59

PAVEMENT MARKING LEGEND

- 4 each Type A Raised Pavement Markers Type C Raised Pavement Markers at 40'-0" o.c.
- 4 each Type J Raised Pavement Markers (RPM) Type D Raised Pavement Markers @ 40'-0" o.c.
- 8" White Stripe with Type C Raised Pavement Markers (RPM) at 20'-0" o.c. (Tape, Type I or Thermoplastic Extrusion)
- 4" Double Solid Yellow with Type D Raised Pavement Markers (RPM) at 20'-0" o.c. (Tape, Type I or Thermoplastic Extrusion)
- 4" Double Solid Yellow Stripe with Type H Raised Pavement Markers (RPM) at 20'-0" o.c. (Tape, Type II or Thermoplastic Extrusion)
- 4" Double Solid White Stripes w/ Type D Raised Pavement Markers (RPM) at 20'-0" o.c. (Tape, Type I or Thermoplastic Extrusion)
- 4" Yellow Edge Stripe with Type H Raised Pavement Markers (RPM) at 40'-0" o.c., unless otherwise noted (Tape, Type II or Thermoplastic Extrusion)
- 4" or 8" White Edge Stripe with Type C Raised Pavement Markers at 40'-0" o.c. (Tape, Type II or Thermoplastic Extrusion)
- 4" White Guide Lines (Tape, Type III or Thermoplastic Extrusion except for bus bays)
- Transverse Median Marking (Tape, Type II or Thermoplastic Extrusion)
- Transverse Shoulder Marking (Tape, Type II or Thermoplastic Extrusion)
- Channelizing Island or Deceleration Lane Gore (Tape, Type II or Thermoplastic Extrusion)
- 4 Each Type J Raised Pavement Markers Type D Raised Pavement Markers at 20'-0" o.c Type H Raised Pavement Markings at 20'-0" o.c (Reflective Surface Facing No-Passing Direction)
- 4" Single Solid White Stripe (Tape, Type I or Thermoplastic Extrusion)



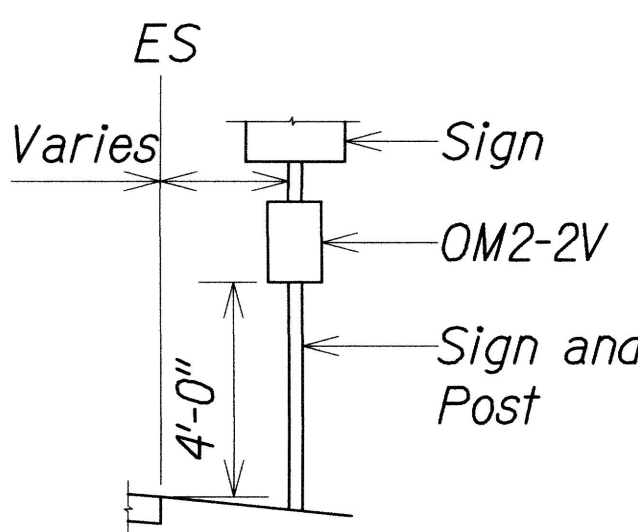
LANE DROP MARKING

Not to Scale

SIGNING AND PAVEMENT MARKING NOTES

- Layout of pavement markings and striping shall be done by the Contractor and approved by the Engineer prior to any installation work.
- Existing pavement markings not incorporated in the final traffic pattern shall be removed as directed by the Engineer. The removal of existing pavement markings shall not be paid for separately but shall be considered incidental to the various pavement marking items.
- Raised pavement markers shall not be installed within crosswalks.
- Final locations of all signs shall be approved by the Engineer prior to any installation work.
- Existing signs not shown on these plans shall remain as posted unless otherwise directed by the Engineer. Removal and disposal of existing signs and/or posts as designated on these plans shall be incidental to the various signing items.
- Final locations of all Stop Lines shall be approved by the Engineer prior to installation.
- All pavement striping shall be as noted on the legend or plans.
- All preformed pavement marking tapes over existing pavement shall be applied with an approved primer as recommended by the tape manufacturer and as approved by the Engineer. The primer shall be allowed to dry to the tacky stage prior to tape application.
- Removal of Existing Delineators and Posts as directed by the Engineer shall be considered incidental to the various signing items.
- Existing signs that are to be replaced shall not be removed until new signs are installed as replacements, or the messages are no longer necessary. Removal of existing signs and posts to be replaced shall be considered incidental to the various sign items.
- Backing for all new regulatory and warning signs shall not be spliced.
- All sign panels shall conform to Section 631 of Special Provisions and the latest editions and amendments of the following FHWA publications:
 - "Manual on Uniform Traffic Control Devices for Street and Highways" (MUTCD)
 - "Standard Highway Signs"
 - "Standard Alphabets for Highways Signs"
- All new and relocated signs and markers installed on pipe post or light standard are to be mounted with band brackets and steel braces.
- The Contractor shall erect at the beginning of the project and at the end of the project advance construction warning signs as indicated on the plans or as directed by the Engineer for the duration of the highway project and shall be maintained by the Contractor. These signs shall be replaced in addition to the required traffic control signs called for in Section 645-Traffic Control. The advance construction warning signs shall be new and become the property of the State. The Contractor shall remove, clean and deliver the signs and posts to the Maui District Baseyard or as directed by the Engineer at the end of the project.
- The Contractor shall install new Type II Object Markers on all utility poles that are within the State Highway Right-of-way as directed by the Engineer. This shall be considered incidental to the various sign items.


- All traffic control devices including: signs, barricades, vertical panels, warning lights, arrow boards, changeable message signs, cones and tubular markers that meet the requirements of American Traffic Safety Services Association (ATSSA), "Quality Standard for Work Zone Traffic Control Devices, 1992" shall be used on this project. Compliance with this requirement will be considered incidental to the contract and no extra compensation will be allowed.
- The Contractor shall install new Type II Object Markers on all sign posts. See Std. Def. TE-15 and diagram on this sheet.



TYPICAL

Not to Scale

- All sign posts shall be completely painted with Yellow Traffic Paint. Such work shall be considered incidental to the various sign items.
- Removed signs and posts are to be delivered from the project to the Kahului Baseyard (650 Palapala Street) by the Contractor. Payment shall be considered incidental to the various sign items.



THIS WORK WAS PREPARED BY ME OR UNDER MY SUPERVISION.
Wilson Okamoto
WILSON OKAMOTO CORPORATION APRIL 30, 2020 LIC. EXP. DATE

STATE OF HAWAII
DEPARTMENT OF TRANSPORTATION
HIGHWAYS DIVISION
PAVEMENT MARKING LEGEND
DETAILS AND NOTES
HANA HIGHWAY
IMPROVEMENTS, PHASE 2C
Huelo to Hana
Project No. 360AB-01-18
Scale: _____ Date: March 2018
SHEET No. N-7 OF 7 SHEETS

DATE	_____
DESIGNED BY	_____
CHECKED BY	_____
NOTED BY	_____
ORIGINAL PLAN	_____
NO.	_____