

INDEX TO DRAWINGS	
SHEET NO.	DESCRIPTION
1	TITLE SHEET
2	STANDARD PLANS SUMMARY
3	GENERAL NOTES AND LEGEND
4	WATER POLLUTION & EROSION CONTROL NOTES
5	GENERAL SITE PLAN
6 - 17	ROADWAY PLANS
18-27	TRAFFIC CONTROL PLANS
28-29	MISCELLANEOUS DETAILS
30-32	GUARDRAIL DETAILS
33	CONCRETE CULVERT DETAILS

STATE OF HAWAII

DEPARTMENT OF TRANSPORTATION

HIGHWAYS DIVISION

HONOLULU, HAWAII

"AS-BUILT"

PLANS FOR

ROUTE 360

HANA HIGHWAY

IMPROVEMENTS

HUELO TO HANA


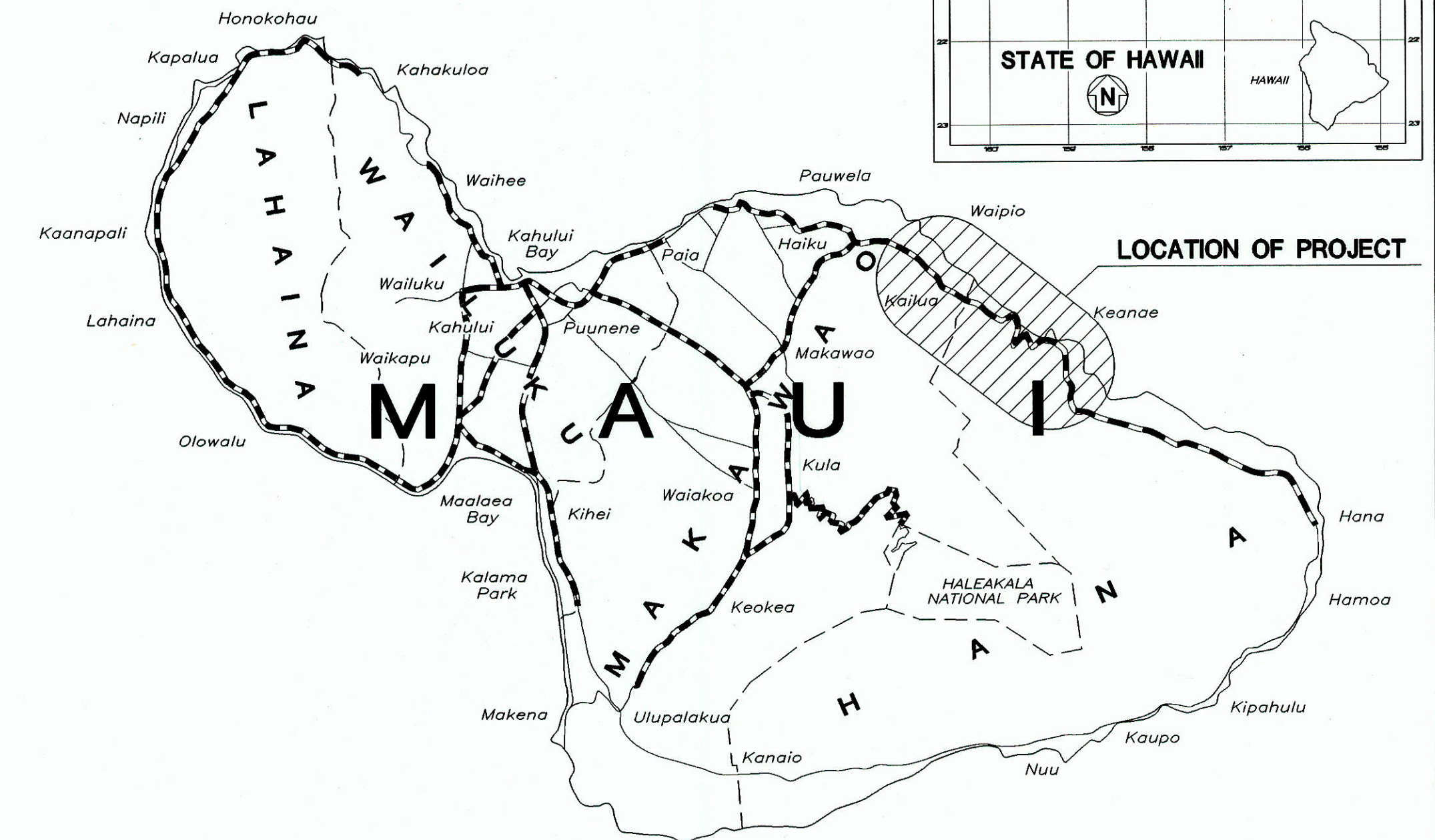
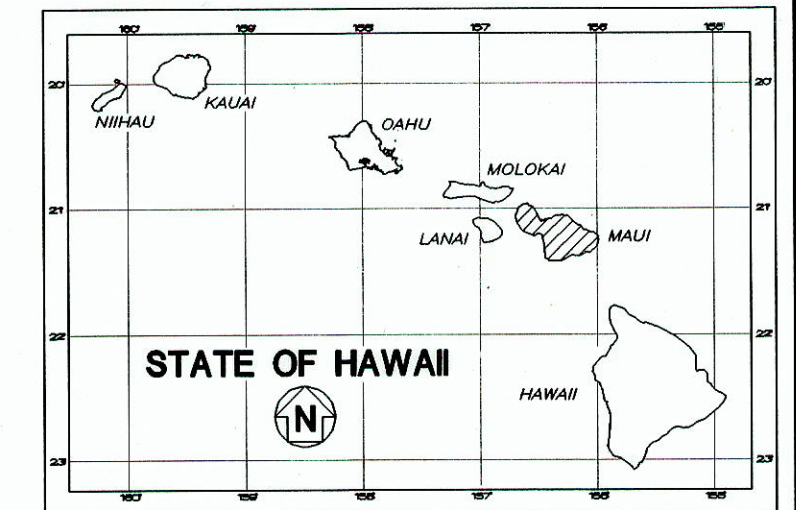
M.P. 4.2 TO M.P. 23.7

PROJECT NO. 360AB-02-00

DISTRICTS OF MAKAWAO AND HANA

ISLAND OF MAUI

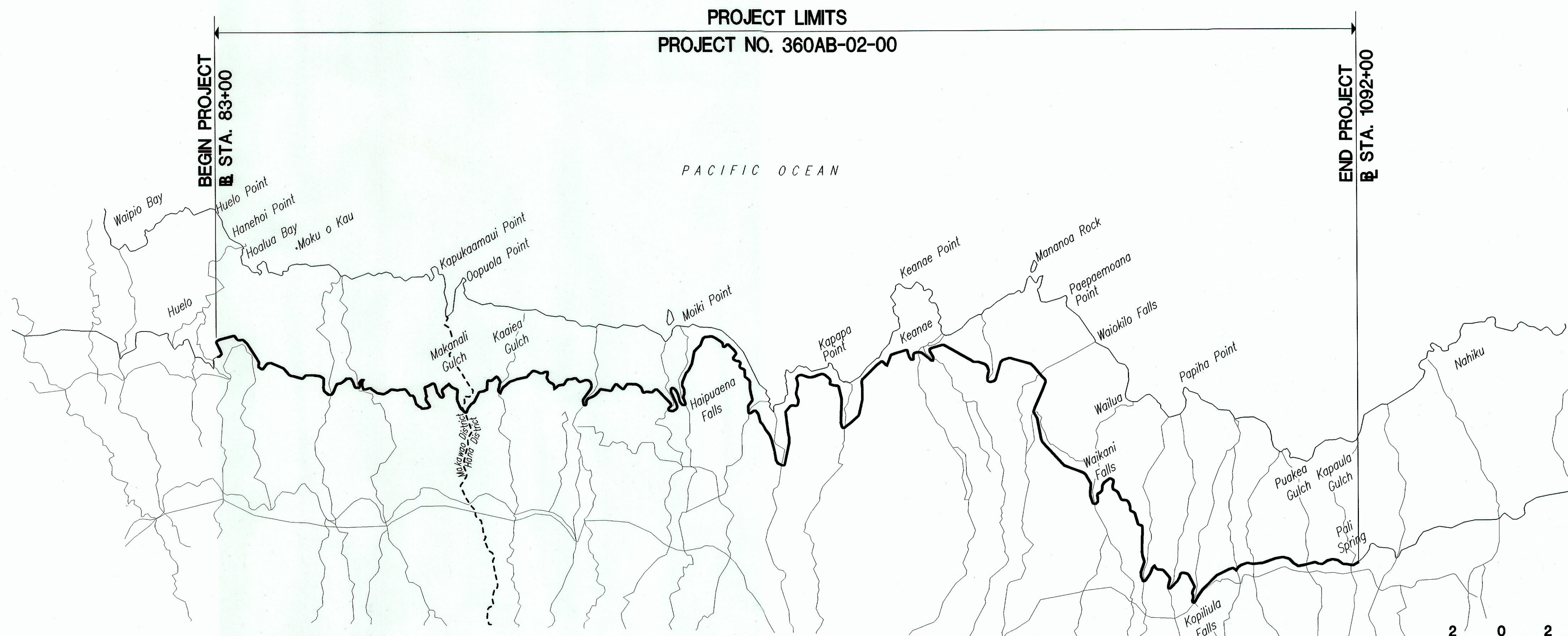
FED. ROAD DIST. NO.	STATE	PROJ. NO.	FISCAL YEAR	SHEET NO.	TOTAL SHEETS
HAWAII	HAW.	360AB-02-00	2003	1	33




FEDERAL AID PROJECTS PREVIOUSLY CONSTRUCTED OR UNDER CONSTRUCTION

MILE POST 4.20 TO MILE POST 23.70

M&E Pacific, Inc. DESIGNED BY Scott Urada P. S. & E. BY 692-7553 PHONE Apr 2003 DATE



LAYOUT PLAN



CHANGES MADE DURING CONSTRUCTION HAVE BEEN INCORPORATED ON THESE PLANS EXCEPT CHANGES IN THE ORIGINAL THEORETICAL QUANTITIES. FOR ACTUAL QUANTITIES, REFER TO PROJECT LEDGER AND/OR COMPUTATION BOOK.
 [Signature] 5/22/17
 RESIDENT ENGINEER DATE

DEPARTMENT OF TRANSPORTATION
 STATE OF HAWAII
 APPROVED: [Signature] 4-30-03
 DIR. OF TRANSPORTATION DATE