

INDEX TO DRAWINGS	
SHEET NO.	DESCRIPTION
1	TITLE SHEET
2	STANDARD PLAN SUMMARY
3	DRAINAGE PLAN
4	DRAINAGE DETAILS
5	BRIDGE DETAILS

STATE OF HAWAII

DEPARTMENT OF TRANSPORTATION

HIGHWAYS DIVISION

HONOLULU, HAWAII

"AS-BUILT"

PLANS FOR

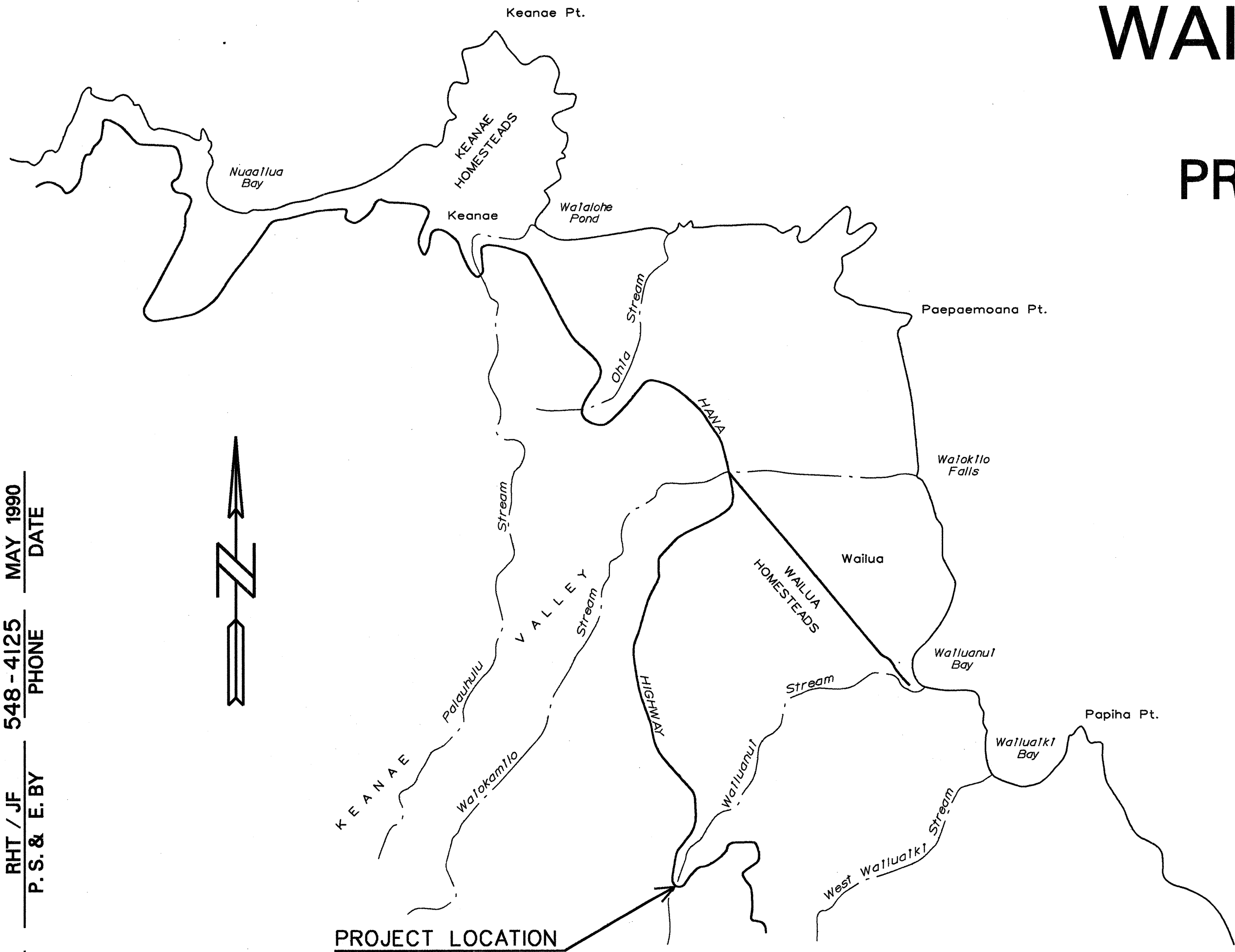
HANA HIGHWAY

WAIKANI BRIDGE REPAIR

PROJECT NO. 360A-01-90M

DISTRICT OF HANA

ISLAND OF MAUI

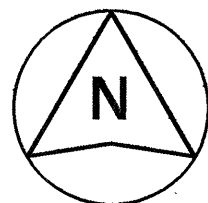
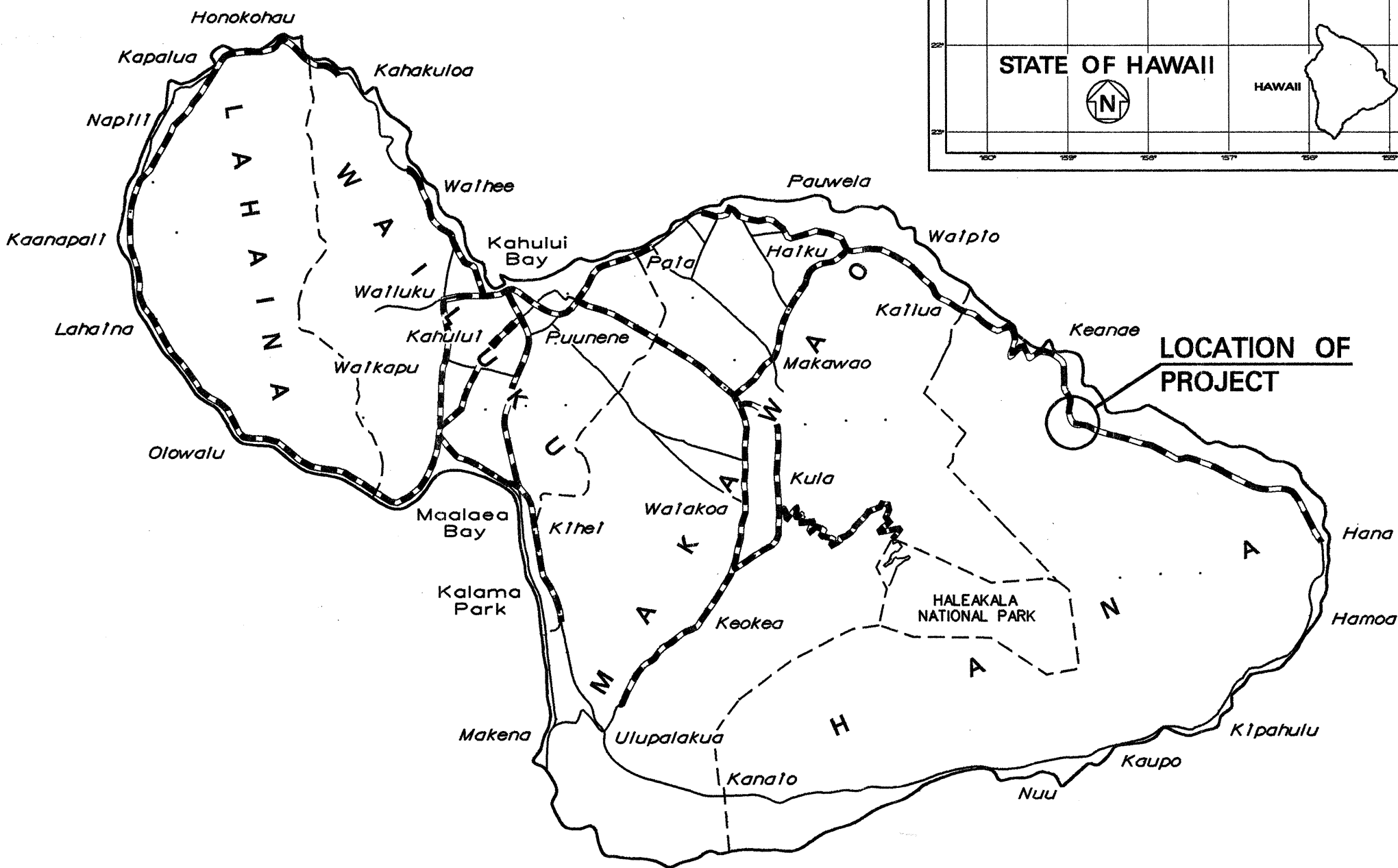
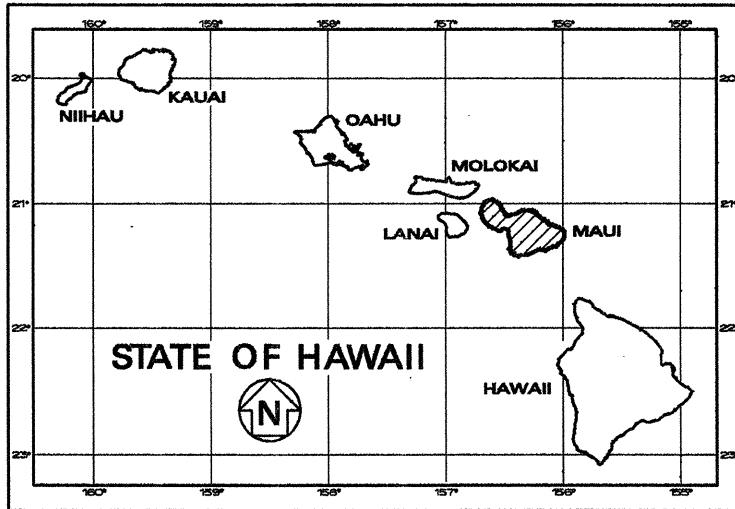


LAYOUT PLAN

1000' 0 1000' 2000' 3000'

GRAPHIC SCALE

FED. ROAD DIST. NO.	STATE	PROJ. NO.	FISCAL YEAR	SHEET NO.	TOTAL SHEETS
HAWAII	HAW.	360A-01-90M	1990	1	5



5 0 5 10

SCALE IN MILES

-----

FEDERAL AID PROJECTS PREVIOUSLY CONSTRUCTED OR UNDER CONSTRUCTION

MILE POST 19.38 TO MILE POST --

CHANGES MADE DURING CONSTRUCTION HAVE BEEN INCORPORATED ON THESE PLANS EXCEPT CHANGES IN THE ORIGINAL THEORETICAL QUANTITIES. FOR ACTUAL QUANTITIES, REFER TO PROJECT LEDGER AND/OR COMPUTATION BOOK.

*Michael J. ...*

RESIDENT ENGINEER

*Dec. 14, 1990*

DATE

DEPARTMENT OF TRANSPORTATION STATE OF HAWAII	
APPROVED:	
<i>Charles ...</i>	<i>5/27/90</i>
DIR. OF TRANSPORTATION	DATE

FN / CM

DESIGNED BY

RHT / JF

P. S. & E. BY

548-4125

PHONE

MAY 1990

DATE