



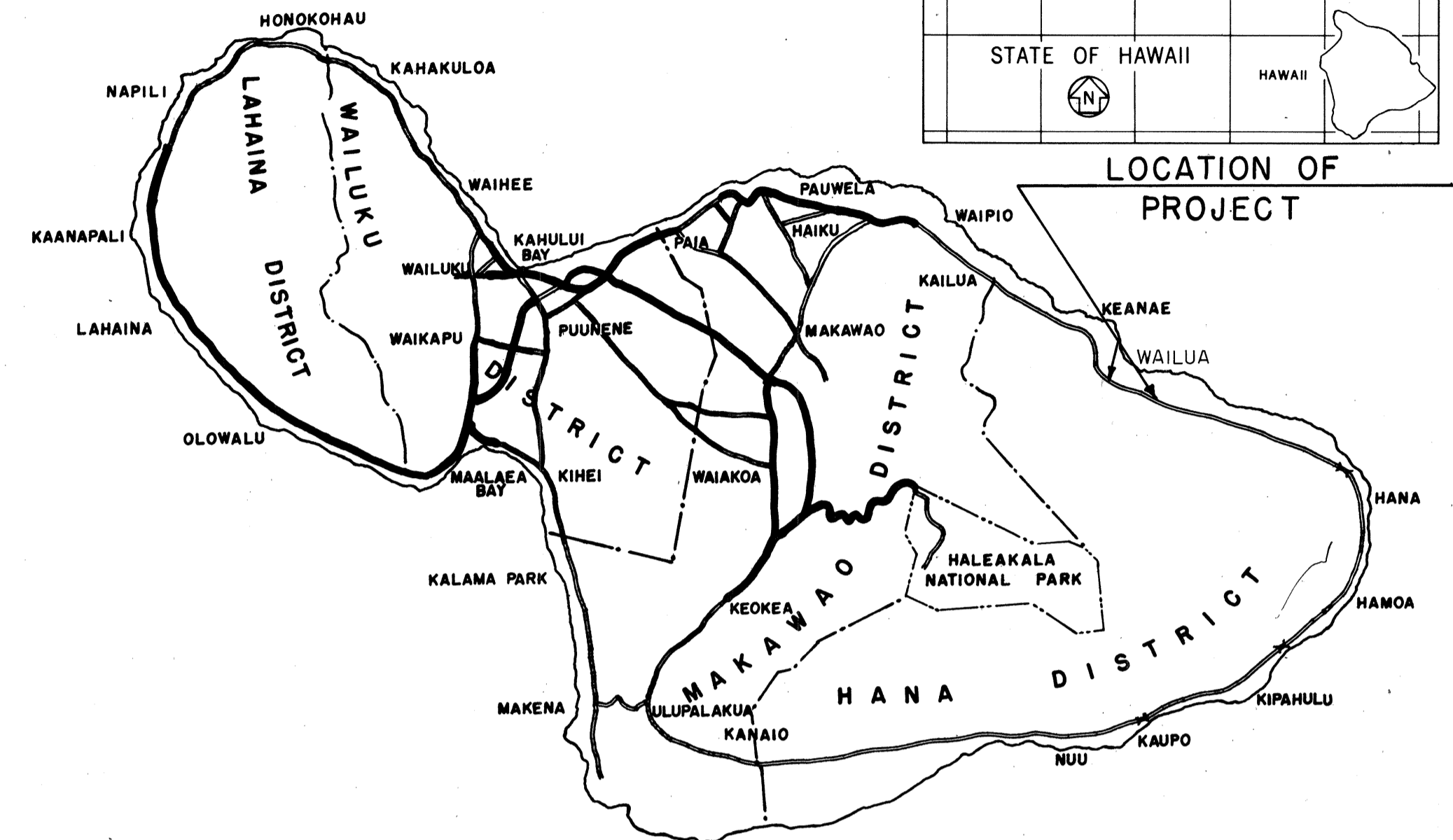
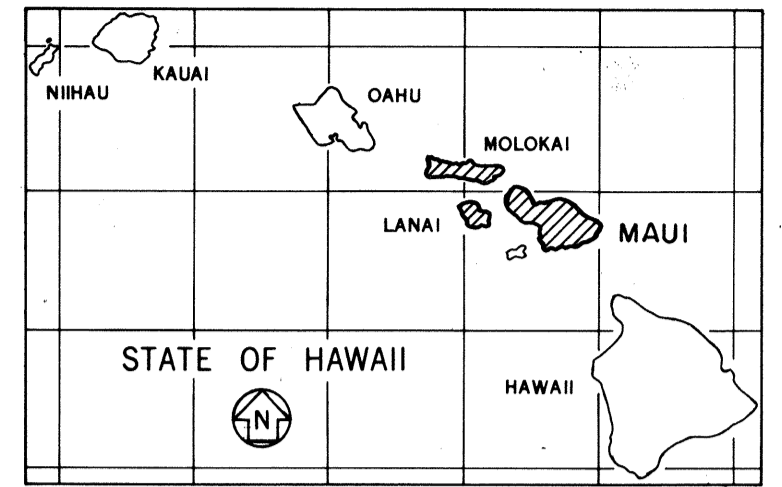

INDEX TO DRAWINGS	
SHEET NO.	DESCRIPTION
1	TITLE SHEET
2	TYP. SECTION & GENERAL NOTES
3 - 8	PLAN
9 - 22	DRAINAGE PLAN, PROFILE & DETAILS
23 - 24	FILTER FABRIC FRENCH DRAIN TYPICAL SECTION, PLAN & DETAILS
25 - 36	PAVEMENT WIDTH, TRAFFIC SIGNS, REFLECTOR MARKERS, PAVEMENT MARKINGS AND CRM WALLS SCHEDULES, SUMMARIES & DETAILS
37 - 41	GUARD RAIL SCHEDULE & DETAILS

FED. ROAD DIST. NO.	STATE	PROJ. NO.	FISCAL YEAR	SHEET NO.	TOTAL SHEETS
HAWAII	HAW.	360B-01-85	1985	1	41



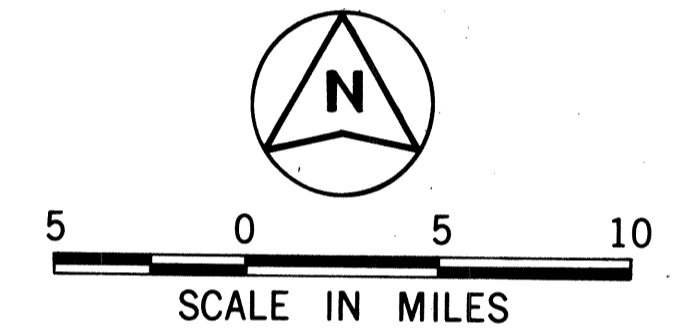
STATE OF HAWAII
DEPARTMENT OF TRANSPORTATION
HIGHWAYS DIVISION
"AS-BUILT"
PLANS FOR

HANA HIGHWAY IMPROVEMENTS
WAILUA TOWARDS HANA, PHASE I
PROJECT NO. 360B-01-85
DISTRICT OF HANA
ISLAND OF MAUI


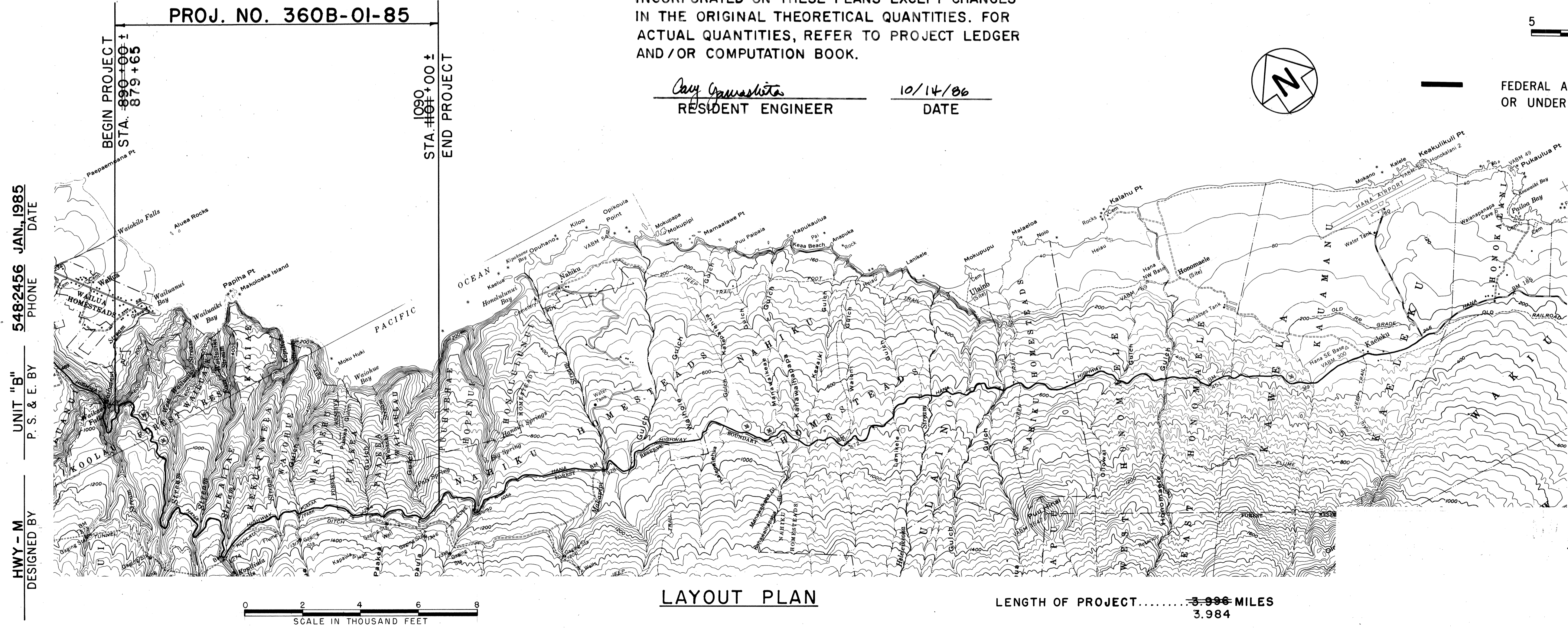
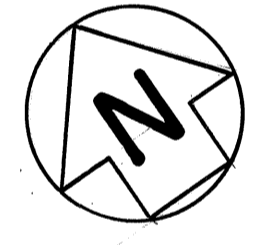


CHANGES MADE DURING CONSTRUCTION HAVE BEEN INCORPORATED ON THESE PLANS EXCEPT CHANGES IN THE ORIGINAL THEORETICAL QUANTITIES. FOR ACTUAL QUANTITIES, REFER TO PROJECT LEDGER AND/OR COMPUTATION BOOK.

Ray Yamashita
RESIDENT ENGINEER 10/14/86
DATE



— FEDERAL AID PROJECTS PREVIOUSLY CONSTRUCTED OR UNDER CONSTRUCTION



LAYOUT PLAN
LENGTH OF PROJECT..... 3.996 MILES
3.984

DEPARTMENT OF TRANSPORTATION
STATE OF HAWAII
APPROVED:
Matthew K. ... 2-4-85
DIR. OF TRANSPORTATION DATE

HWY - M DESIGNED BY
UNIT "B" P. S. & E. BY
548-2456 JAN., 1985
PHONE DATE

PROJ. NO. 360B-01-85
BEGIN PROJECT STA. 879+65
END PROJECT STA. 1080+00