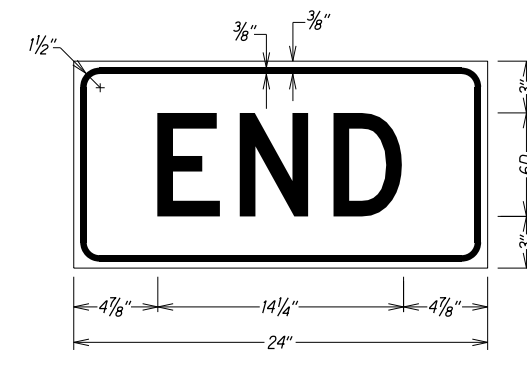
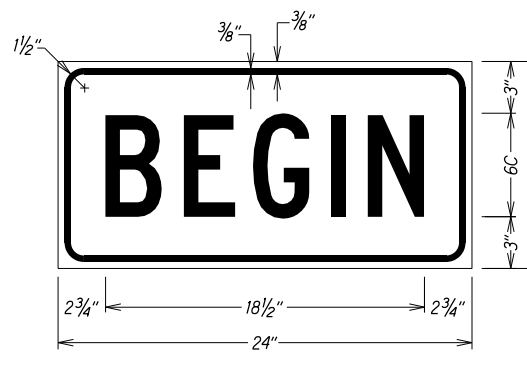
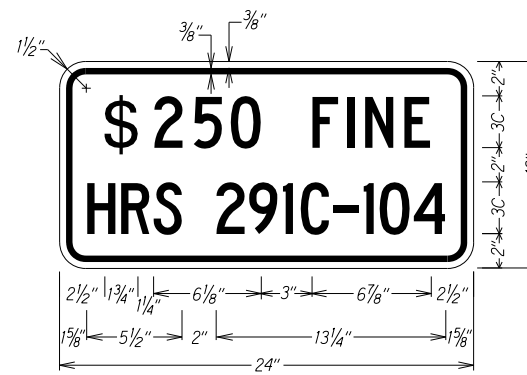
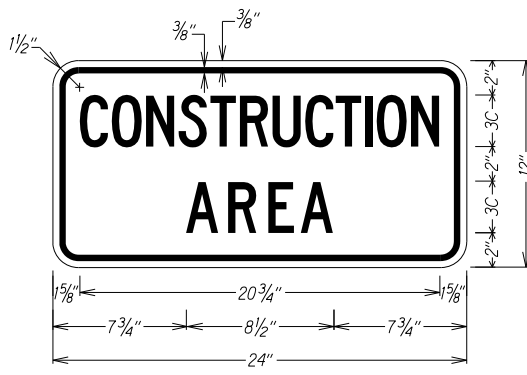


*Note:
 Legend: Black
 Background: Orange
 Speed Limit: Black on White

**TYPICAL DETAIL FOR CONSTRUCTION SIGNS
 ON TWO LANE OR MULTILANE UNDIVIDED LOW SPEED HIGHWAY**

- Work Zone Note:**
1. This Work Zone Sign Plan is intended for use on long-term stationary work zones/construction phases (3 days or more). All work zones or construction phases less than 3 days duration will use Traffic Control Plans shown in Section 645 of the Special Provisions.
 2. All existing regulatory speed limit signs with posts within the work zone/project limits shall be removed and replaced with work zone speed limit sign assemblies (R2-1(25) and R2-5b(25) with "CONSTRUCTION AREA" and "\$250 FINE HRS 291C-104" Supplemental Signs).
 3. Construction sign assemblies shall be installed on both the approaching and trailing ends of each work zone as shown on this plan.
 4. Each construction warning sign shall have a minimum of two (2) Type II OM. Each work zone speed limit assembly shall have a minimum of one (1) Type II OM. Installation of each Type II OM shall be considered incidental to Item No. 621.7100, Construction Sign with Posts.
 5. Upon the completion of all physical work or as directed by the Engineer, all construction signs and work zone speed limit assemblies shall be removed. All speed limit signs and posts that were existing at the start of the project within the work zone/project limits shall be restored back to their original locations and configurations.
 6. Placement of construction signs shall not obstruct the path of pedestrians and bicyclists.
 7. The removal and restoration of existing regulatory speed limit signs shall be considered incidental to Item No. 621.7100, Construction Sign with Posts.
 8. The installation, maintenance and removal of work zone speed limit sign assemblies shall be paid for under Item No. 621.7100, Construction Sign with Posts.
 9. The work zone speed limit signs shall be new and become the property of the Contractor.

EXISTING POSTED SPEED LIMIT (MPH)	XX-NEW CONSTRUCTION AREA SPEED LIMIT (MPH)	D-REDUCED SPEED LIMIT SIGN SPACING TO FIRST CONSTRUCTION AREA SPEED LIMIT SIGN (FEET)
≤ 25	EXIST. SPEED LIMIT TO REMAIN	
30	25	100
35	25	175
40	30	175



STATE OF HAWAII
 DEPARTMENT OF TRANSPORTATION
 HIGHWAYS DIVISION

**LOW SPEED UNDIVIDED HIGHWAY
 WORK ZONE SIGNING PLAN, NOTES & DETAILS**

KAHEKILI HIGHWAY RESURFACING
 Waiehu Beach Road to Camp Maluhia
 Federal-Aid Project No. STP-0340(005)
 Not To Scale Date: May, 2020

SHEET No. 1 OF 1 SHEETS

SURVEY PLOTTED BY: ZJIB
 DATE: 7/18
 ORIGINAL PLAN: 15/21/08
 DRAWN BY: [blank]
 DESIGNED BY: [blank]
 NOTE BOOK: [blank]
 QUANTITIES BY: [blank]
 CHECKED BY: [blank]