

INDEX TO DRAWINGS	
SHEET NO.	DESCRIPTION
1	TITLE SHEET
2	STANDARD PLANS SUMMARY
3-5	CONSTRUCTION NOTES & LEGEND
6-9	TYPICAL ROAD SECTION
10-14	GUARDRAIL DETAILS
15-22	DEMOLITION PLAN
23-30	DETAIL PLAN OF ROADWAY
31-37	PLAN AND PROFILE
38-40	SUPERELEVATION DIAGRAM
41-48	UTILITY PLAN
49-50	WATERLINE PROFILE
51	MISCELLANEOUS WATER DETAILS
52-59	GRADING AND DRAINAGE PLAN
60	DRAINLINE PROFILE
61	DRAINAGE SUMMARY
62-64	MISCELLANEOUS DETAILS
65-67	CULVERT DETAILS
68-70	INTERSECTION PLAN
71-72	CURB ISLAND DETAILS
73-76	BORING LOGS
77	PAVEMENT MARKINGS & LEGEND
78-85	STRIPING AND SIGNAGE PLAN
86-93	STRIPING AND SIGNAGE SUMMARY
94-97	STRIPING AND SIGNAGE DETAILS
98-104	TRAFFIC SIGNAL PLANS & DETAILS
105-117	CONSTRUCTION PHASING PLAN
118-131	CROSS SECTIONS
132-166	STRUCTURAL PLANS
167-175	LANDSCAPE PLANS
176-180	ELECTRICAL PLANS

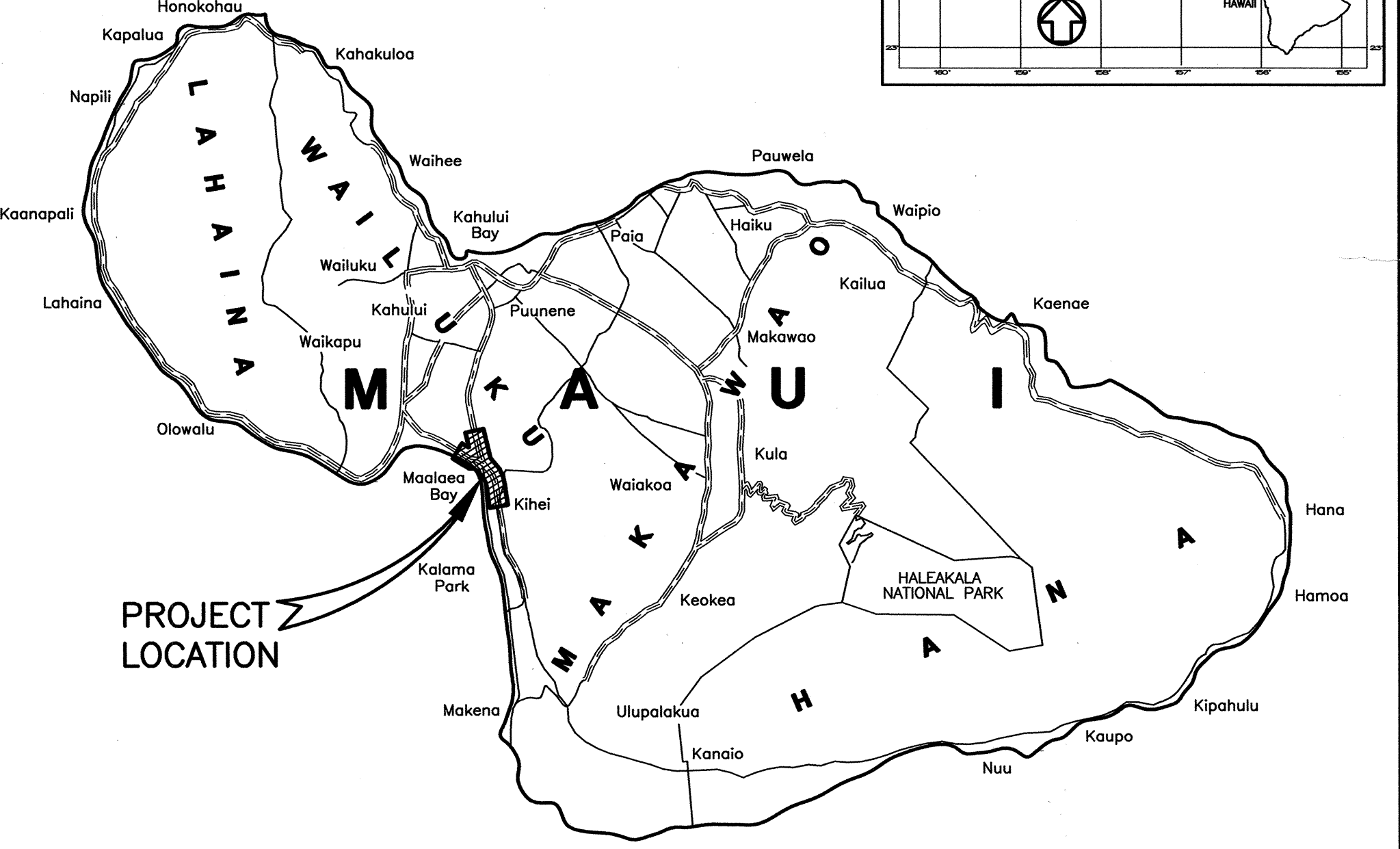
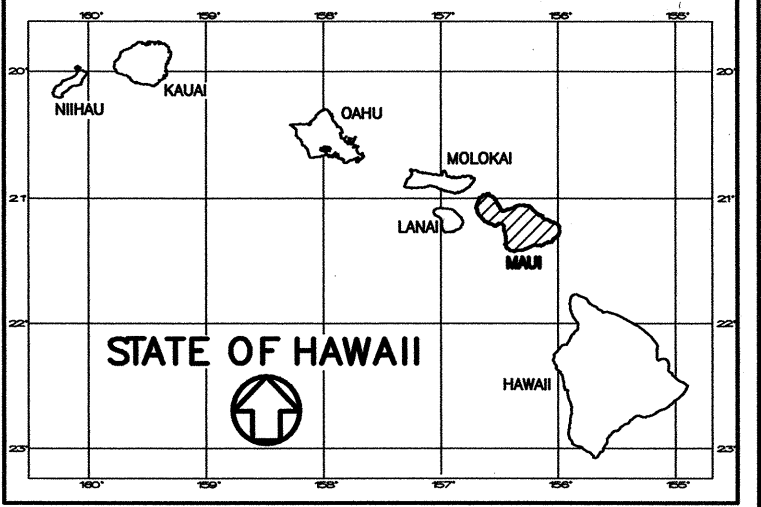
STATE OF HAWAII  
DEPARTMENT OF TRANSPORTATION  
HIGHWAYS DIVISION  
HONOLULU, HAWAII

PLANS FOR  
**MOKULELE HIGHWAY WIDENING**  
**VICINITY OF KEALIA POND DRIVEWAY**  
**TO**  
**PIILANI HIGHWAY**

FEDERAL-AID PROJECT NO. NH-A311(4)

DISTRICT OF WAILUKU  
ISLAND OF MAUI

FED. ROAD DIST. NO.	STATE	FEDERAL - AID PROJ. NO.	FISCAL YEAR	SHEET NO.	TOTAL SHEETS
HAWAII	HAW.	NH-A311(4)	2006	1	180


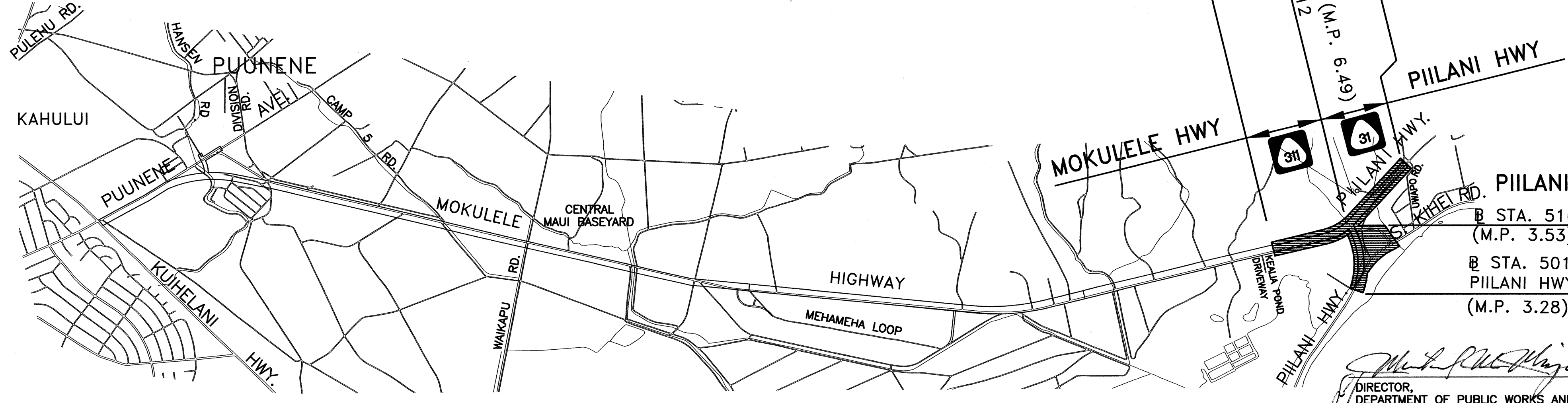


ISLAND OF MAUI  
NORTH



PUUNENE AVENUE/MOKULELE HIGHWAY MILE POST 6.25 TO MILE POST 6.49  
PIILANI HIGHWAY MILE POST 3.28 TO MILE POST 3.94

	DESIGN	DESIGNATION
	MOKULELE HWY.	PIILANI HWY
ADT(2000)	25,000	26,000
ADT(2020)	40,650	43,220
DHV	3,250	3,450
KDES	8%	8%
D	52/48	52/48
TDES	3.2%	3.2%
T24	2.4%	2.4%
V	55 MPH	55 MPH



LAYOUT PLAN  
GROSS LENGTH OF PROJECT . . . . . 1.20 MILES  
NET LENGTH OF PROJECT . . . . . 1.20 MILES

DIRECTOR,  
DEPARTMENT OF PUBLIC WORKS AND ENVIRONMENTAL MANAGEMENT  
COUNTY OF MAUI  
(APPROVAL GRANTED FOR WORK WITHIN COUNTY RIGHT-OF-WAY ONLY)  
DATE 11/17/06

DIRECTOR,  
DEPARTMENT OF WATER SUPPLY  
COUNTY OF MAUI  
(APPROVAL LIMITED TO WATER IMPROVEMENTS  
WHICH WILL BE DEDICATED TO THE DEPARTMENT OF WATER SUPPLY)  
DATE 11/22/06

DEPARTMENT OF TRANSPORTATION  
STATE OF HAWAII  
APPROVED:  
DIR. OF TRANSPORTATION  
DATE 2-24-06

ORIGINAL PLAN	DATE
DESIGNED BY	
NOTED BY	
CHECKED BY	
NO.	

SATO & ASSOCIATES, INC. CHARLENE SHIBUYA 873-3538 July 2005  
DESIGNED BY P. S. & E. BY PHONE DATE