

STANDARD PLANS SUMMARY

FED. ROAD DIST. NO.	STATE	FED. AID PROJ. NO.	FISCAL YEAR	SHEET NO.	TOTAL SHEETS
HAWAII	HAW.	STP-0310(4)	2007	2	24


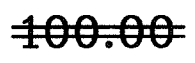
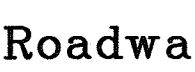
STANDARD PLAN NO.	TITLE	DATE
B-01	Notes and Miscellaneous Details	07/01/86
B-02		
B-03	Typical Structure Excavation and Backfill Pay Limits	07/01/86
B-04		
B-05		
B-06	Concrete Box Girder	07/01/86
B-07	Concrete Box Girder	07/01/86
B-08	Concrete Box Girder	07/01/86
B-09		
B-10		
B-11		
B-12	Prestressed Concrete Piles	r07/16/90
B-13	Prestressed Concrete Piles	r07/16/90

D-01	Chain Link Fence With Toprail	r03/06/87
D-02	Chain Link Fence Without Toprail	r07/26/90
D-03	Wire Fence With Metal Posts	07/01/86
D-04	Typical Details of Curbs and/or Gutters	07/01/86
D-05	Typical Details of Reinforced Concrete Drop Driveway	07/01/86
D-06	Centerline and Reference Survey Monument	07/01/86
D-07	Street Survey Monument	07/01/86
D-08	Landscaping Shrub and Tree Planting	07/01/86
D-09	Field Office	07/01/86
D-10	Field Office	07/01/86
D-11	Project Site Laboratory	07/01/86
D-12	Project Site Laboratory	07/01/86
D-13	Field Office & Project Site Laboratory	07/01/86

H-01	Type A, B, C and D Catch Basin	07/01/86
H-02	Type A1, B1, C1 and D1 Catch Basin	07/01/86
H-03	Type A2, B2, C2 and D2 Catch Basin	07/01/86
H-04	Typical Reinforcing Details for Catch Basins	07/01/86
H-05	Type A, B and C Storm Drain Manhole	07/01/86
H-06	Type D and E Storm Drain Manhole	07/01/86
H-07	Type F Storm Drain Manhole	07/01/86
H-08	Catch Basin and Manhole Casting	07/01/86
H-09	Type A-9 and A-9P Frames and Grates	07/01/86
H-10	Type A-9B Frames and Grates	07/01/86
H-11	Type 61614 and 61214 Grated Drop Inlet	07/01/86
H-12	Type 61616 Grated Drop Inlet	07/01/86
H-13	61214, 61614 & 61616 Steel Frames and Grates	07/01/86
H-14	61214B Steel Frame and Grates	07/01/86
H-15	61614B Steel Frame and Grates	07/01/86
H-16	Concrete and Cement Rubble Masonry Structures	r10/16/90
H-17	Inlet Structures	r10/16/90
H-18	Flared End Section for Culverts	07/01/86
H-19	Outlet Structures	r02/15/91
H-20	Concrete Spillway Inlet	07/01/86
H-21	18" Slotted C.M.P. Drain	07/01/86
H-22	C.M.P. Coupling Details Standard Joint	r10/16/90
H-23	Hat Shaped Coupling Band	r10/16/90

STANDARD PLAN NO.	TITLE	DATE
TE-01	Miscellaneous Sign Details	07/01/86
TE-02	Galvanized Flanged Channel Sign Post Mounting	07/01/86
TE-03	Galvanized Square Tube Sign Post Mounting	07/01/86
TE-04	Regulatory Signs	r09/01/87
TE-05	Warning Signs	07/01/86
TE-06	Miscellaneous Signs	r11/03/89
TE-07	Reserved	07/01/86
TE-08	Construction Signs	r09/01/87
TE-09	Miscellaneous Intersection Signs	r03/06/87
TE-10	Reserved	07/01/86
TE-11	Bike Route Sign and Supplementary Plates	07/01/86
TE-12	State Route Marker and Auxiliary Markers	07/01/86
TE-13	Interstate Route Marker	07/01/86
TE-14	State Route Marker and Border Detail for Guide Signs	07/01/86
TE-15	Route Marker Assemblies	07/01/86
TE-16	Miscellaneous Reflector Markers	07/01/86
TE-17	Type II Object Markers	07/01/86
TE-18	Mileposts	07/01/86
TE-19	Reserved	07/01/86
TE-20	Overhead Sign Supports	07/01/86
TE-21	Overhead Sign Support, Box Truss Type, Aluminum	07/01/86
TE-22	Foundation Details and Schedules	07/01/86
TE-23	Supports for Ground Mounted Guide Sign	r11/03/89
TE-24	Breakaway Sign Supports for Ground Mounted Guide Signs	07/01/86
TE-25	Laminated Aluminum Sign Panels (Overhead)	07/01/86
TE-26	Laminated Aluminum Sign Panels (Ground Mounted)	07/01/86
TE-27	Solid Aluminum Extruded Sign Panel and Accessory Details	07/01/86
TE-28	Guide Signs Luminaire Mountings	07/01/86
TE-29	Reserved	07/01/86
TE-30	Raised Pavement Markers and Striping	r05/09/90
TE-31	Miscellaneous Pavement Markings	r05/09/90
TE-32	Miscellaneous Pavement Markings	r05/09/90
TE-33	Miscellaneous Pavement Markings	r11/03/89
TE-34	Reserved	07/01/86
TE-35	Pavement Alphabets, Numbers & Symbols	07/01/86
TE-36	Pavement Alphabets, Numbers & Symbols	07/01/86
TE-37	Reserved	07/01/86
TE-38	Traffic Signal System, Miscellaneous Details	r11/03/89
TE-39	Traffic Signal System, Miscellaneous Details	07/01/86
TE-40	Loop Detectors	r11/03/89
TE-41	Pullboxes	07/01/86
TE-42	Type III Traffic Signal Standard	07/01/86
TE-43	Concrete Pullbox (2' x 3')	07/01/86
TE-44	Reserved	07/01/86

LEGEND FOR AS-BUILT POSTINGS

	Squiggly line for as-built deletion
	Double line for as-built deletion
	Text for as-built posting

STANDARD PLAN NO.	TITLE	DATE
TE-45	Reserved	07/01/86
TE-46	Reserved	07/01/86
TE-47	Reserved	07/01/86
TE-48	Reserved	07/01/86
TE-49	Reserved	07/01/86
TE-50	Metal Guardrail	r03/06/87
TE-51	Metal Guardrail	r09/01/87
TE-52	Metal Guardrail with Rubrail	r11/03/89
TE-53	Metal Guardrail with Rubrail at Obstruction	r09/01/87
TE-54	Beam Type Guardrail with Rubrail at Obstruction (Shoulder Installation)	r11/03/89
TE-55	Metal Guardrail Connection to Concrete Barrier	r11/03/89
TE-56	Concrete Barrier Transition	07/01/86
TE-57	Guardrail Type 3, Thrie Beam	r11/03/89
TE-57A	Guardrail Type 3, Modified Thrie Beam	11/03/89
TE-58	Approach End Flare, One & Two Way Roadway	07/01/86
TE-59	Trailing End Flare, One & Two Way Roadway	r11/03/89
TE-60	Anchor Block Details	07/01/86
TE-61	Breakaway Cable Terminal (BCT)	r11/03/89
TE-62	Breakaway Cable Terminal (BCT)	r09/01/87
TE-63	Guardrail Type 4 (Rigid Barrier)	r09/01/87
TE-64	Portable Concrete Barrier	r11/03/89
TE-65	Guardrail Type 4, Miscellaneous	r09/01/87
TE-66	Barricades	07/01/86
TE-67	Delineation & Pavement Markings at Bridges	07/01/86
TE-68	Wheelchair Ramps	r07/18/94
TE-69	Wheelchair Ramps	r07/18/94

NOTE:
STANDARD PLANS APPLICABLE TO THIS PROJECT ARE INDICATED BY A " ● " NEXT TO THE STANDARD PLAN NO. (FOR EXAMPLE: D-07 ●)

STATE OF HAWAII
DEPARTMENT OF TRANSPORTATION
HIGHWAYS DIVISION
STANDARD PLANS SUMMARY
NORTH KIHAI ROAD PAVEMENT PREVENTIVE MAINTENANCE
Honoapiilani Highway to Piilani Highway
Federal-Aid Project No. STP-0310(4)
Date: August, 2007

DATE	aug. 07
SURVEY PLOTTED BY	
ORIGINAL PLAN	
DRAWN BY	
DESIGNED BY	
CHECKED BY	
NOTED BY	
DATE	