

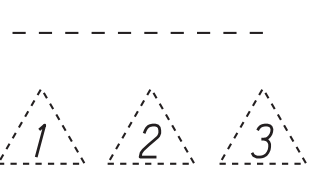
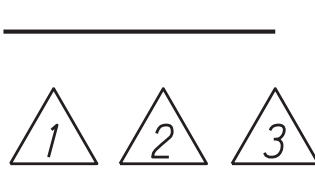
TRAFFIC SIGNAL NOTES

1. The locations of the Traffic Signal Standards, Traffic Signal Standards w/Mast Arms, Pedestrian Push Buttons, Traffic Controller, Pullboxes, Conduits and Loop Detectors shall be staked out in the field by the Contractor and approval of the locations shall be obtained from the Engineer prior to construction and installation.
2. All splicing shall be done in the pullboxes.
3. Furnishing and installing the conduit stubouts (pullboxes to edge of pavement) will not be paid for separately but shall be considered incidental to the various contract items.
4. A solid #8 bare copper wire shall be pulled with the traffic signal control cable for equipment ground. Cost shall be incidental to the installation of the control cable.
5. All Traffic signal controller equipment shall be completely wired in the cabinet and shall control the traffic signals as called for in the plans.
6. The loop amplifier units furnished for this project shall be capable of operating the loop detector configurations shown on the plans. Cost for the loop amplifier shall be incidental to the installation of the loop detector.
7. Should any defect be encountered during the warranty period, the manufacturer will be notified and he shall promptly correct such defect. Service call (by factory qualified representative) during the warranty period for repairs or other maintenance shall be answered within 24 hours and shall be done at no expense to the State. All repairs shall be done as soon as possible.
8. All traffic signal work shall conform to the requirements of the "Manual On Uniform Traffic Control Devices For Streets And Highways", Federal Highway Administration (1988) and Amendments.
9. Locations of traffic markings and markers (lane lines, Stop lines, crosswalk, etc.) shown on the plans shall be verified with the Engineer prior to the installation of the traffic signal system.
10. All Conduits between pullboxes and Traffic Signal/Highway Lighting Standards shall not be paid for separately but shall be considered incidental to the various contract items.
11. All Signal-Drop Cables (Type 5 Cables) from the various Types of Traffic Signal Head on the traffic signal standards and mast arms to the pullboxes shall not be paid for separately but considered incidental to the Traffic Signal Head.
12. After installing all the traffic signal cables, the Contractor shall duct seal all conduits in the pullboxes, traffic signal standards and traffic signal controller cabinet concrete base. The duct seal material shall be approved by the Traffic Signal Inspector/Engineer and shall not be paid for separately but considered incidental to the direct buried and/or concrete encased conduits.
13. After installing the Traffic Signal System, the Contractor shall apply grease to all parts of the Traffic Signal System (i.e. fittings, brackets, nipples, elbows, screws, signal head assemblies, bolts, hinges, etc.) as directed by the Traffic Signal Inspector, to prevent rust and corrosion. The grease material shall be approved by the Signal Inspector.
14. Connecting into existing traffic signal system and making all necessary adjustments shall not be paid for separately, but considered incidental to the various traffic signal contract items.
15. The Contractor shall notify the Traffic Control Branch, Department of Transportation Services, City & County of Honolulu, (Phone No. 768-8388) two weeks prior to commencing any work on the traffic signal system.

TRAFFIC SIGNAL LEGEND

NEW

EXISTING



Traffic Signal Conduit

Conduit Run Numbers



Equipment description, installation or item no.




Traffic Signal Master Controller
Door Indicates Front of Cabinet





Traffic Signal Controller
Door Indicates Front of Cabinet



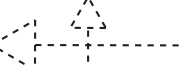
Meter Pedestal



12" RYG Traffic Signal Head




12" RYAG Traffic Signal Head



12" RYAG Traffic Signal Head



12" RYAG Traffic Signal Head (Programmed Visibility)



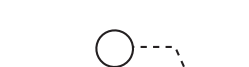
12" RYG Fiber Optic Traffic Signal Head



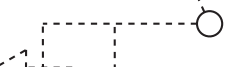
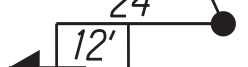
Type I Standard and Attached Signals



Type II Standard with Signal Mast Arm
and Attached Signals (Nos. indicates mast
arm length & distance between signal heads
as specified on plans)



Type III Standard with Luminaire and
Signal Mast Arm and Attached Signals
(Nos. indicates mast arm lengths &
distance between signal heads as
specified on plans)




Flashing Beacon, One Signal Section,
"Y" indicates 12" Yellow Lens



Opticom Receiver (Arrow indicates direction
detector faces)



Pipe Guard



Pedestrian Signal Head



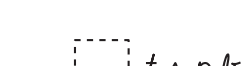
Type A Pullbox



Type B Pullbox



Type C Pullbox

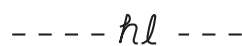


Loop Detectors

HIGHWAY LIGHTING LEGEND

NEW

EXISTING



Highway Lighting Conduit



Type A Pullbox (Hwy. Ltg.)



Highway Lighting Standard

SURVEY PLOTTED BY	DATE
DRAWN BY	
TRACED BY	
QUANTITIES BY	
CHECKED BY	

ORIGINAL PLAN
NOTE BOOK
Idm
Shelton
N.

STATE OF HAWAII
DEPARTMENT OF TRANSPORTATION
HIGHWAYS DIVISION

TRAFFIC SIGNAL NOTES
AND LEGEND

HALEAKALA HIGHWAY RECONSTRUCTION
North Firebreak Road to Old Haleakala Highway
Fed. Aid Proj. No. NH-037-1(028)

Not To Scale
Date: March 2022

SHEET No. 717 OF 22 SHEETS