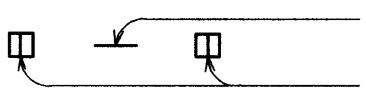
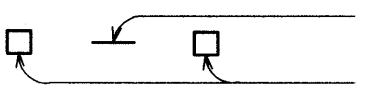


FED. ROAD DIST. NO.	STATE	PROJ. NO.	FISCAL YEAR	SHEET NO.	TOTAL SHEETS
HAWAII	HAW.	37E-01-12M	2012	8	18

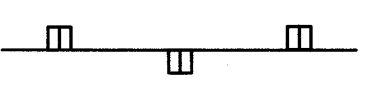
LEGEND



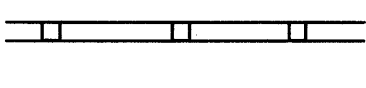
4 each Type A Raised Pavement Markers  
Type C Raised Pavement Markers @ 40'-0" o.c.



4 each Type J Raised Pavement Markers  
Type D Raised Pavement Markers @ 40'-0" o.c.




8" White Stripe with Type C Raised Pavement Markers @ 20'-0" o.c. (Thermoplastic)



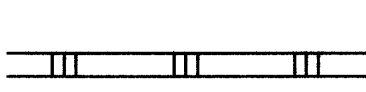
4" Double Solid Yellow with Type D Raised Pavement Markers @ 20'-0" o.c. (Thermoplastic)



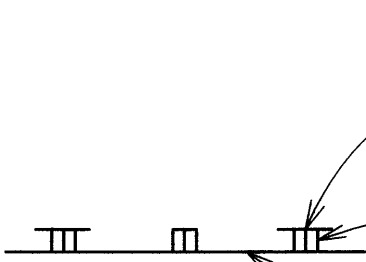
4" Double Solid Yellow Stripes with Type H Raised Pavement Markers @ 20'-0" o.c. (Thermoplastic)




4" Yellow Edge Stripe with Type H Raised Pavement Markers @ 40'-0" o.c. (Thermoplastic)



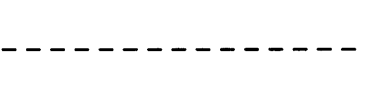
4" Double Solid White Stripes with Type C Raised Pavement Markers @ 20'-0" o.c. (Thermoplastic)



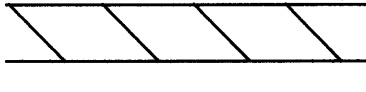
Lane Change Restriction Marking  
4 each Type A Raised Pavement Markers Unless Noted Otherwise in The Plans  
Type C Raised Pavement Markers @ 20'-0" o.c.  
4" White Stripe (Thermoplastic)



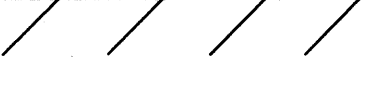
4" or 8" White Edge Stripe with Type C Raised Pavement Markers @ 40'-0" o.c. (Thermoplastic)



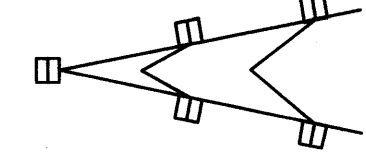
4" White Guide Lines (Thermoplastic)



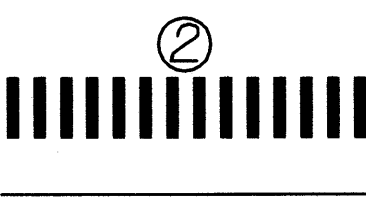
Transverse Median Marking (Thermoplastic)



Transverse Shoulder Marking (Thermoplastic)



Channelizing Island or Deceleration Lane Gore (Thermoplastic)



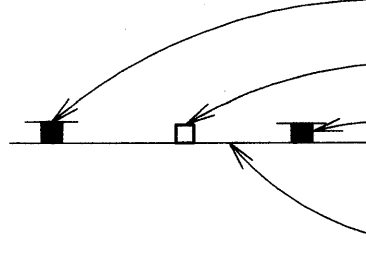
Crosswalk and Stop Line. All Stop Lines shall be 10'-0" from Crosswalk unless otherwise noted. The circled number indicates the number of lanes for payment (Thermoplastic)



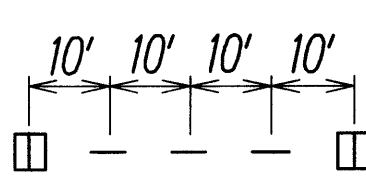
Pavement Arrow (Thermoplastic)



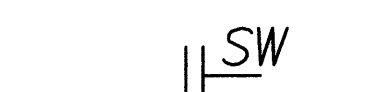
Pavement Word (Thermoplastic)



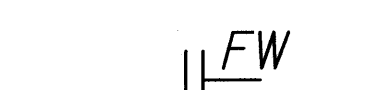
4 Each Type J Raised Pavement Markers  
Type D Raised Pavement Markers @ 40'-0" o.c.  
Type H Raised Pavement Markers (Reflective Surface facing no-passing direction)  
4" Single Solid Yellow Stripe (Thermoplastic)



Extension of Edge Line, 4" Wide x 2'-0" Long White Stripe @ 10'-0" o.c. w/Type C Markers @ 40'-0" o.c. (Thermoplastic)



Reflector Marker (RM-2, White) w/steel post



Reflector Marker (RM-2, White) w/flexible post

NOTES

1. Layout of pavement markings and striping shall be done by the Contractor and approved by the Engineer prior to any installation work.
2. Existing pavement markings not incorporated in the final traffic pattern shall be removed as directed by the Engineer. Costs shall be incidental to the various pavement marking items.
3. Raised pavement markers shall not be installed within crosswalks.
4. Final locations of all signs shall be approved by the Engineer prior to any installation work.
5. Existing signs not shown on these plans shall remain as posted unless otherwise directed by the Engineer. Removal and disposal of existing signs and/or post as designated on these plans shall be incidental to the various signing items.
6. Final locations of all Stop Lines shall be approved by the Engineer prior to installation.
7. All pavement striping shall be as noted on the legend or plans.
8. All preformed pavement marking tapes over existing pavement shall be applied with an approved primer as recommended by the tape manufacturer and as approved by the Engineer. The primer shall be allowed to dry to the tacky stage prior to tape application.
9. Existing sign(s) and post(s) that are to be replaced shall be changed immediately after being removed unless otherwise directed by the Engineer.

ORIGINAL PLAN	DATE	12/08
DESIGNED BY	DESIGNED BY	
NOTES	NOTES	
QUANTITIES BY	QUANTITIES BY	
CHECKED BY	CHECKED BY	

STATE OF HAWAII  
DEPARTMENT OF TRANSPORTATION  
HIGHWAYS DIVISION

**PAVEMENT MARKING  
LEGEND, DETAILS & NOTES**

KULA HIGHWAY PAVEMENT  
PREVENTIVE MAINTENANCE  
Thompson Road Towards Ulupalakua  
Project No. 37E-01-12M

Scale: As Noted Date: December, 2011

SHEET No. 1 OF 1 SHEETS