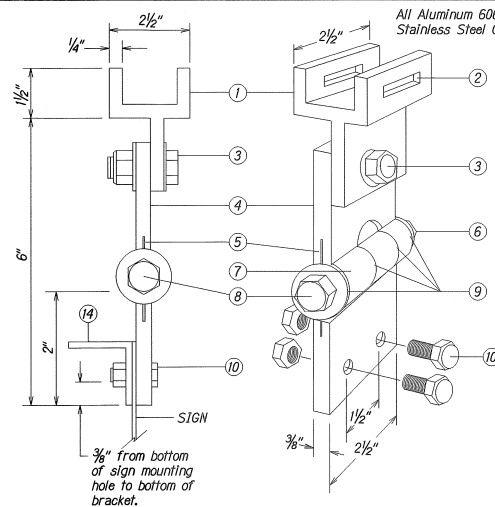
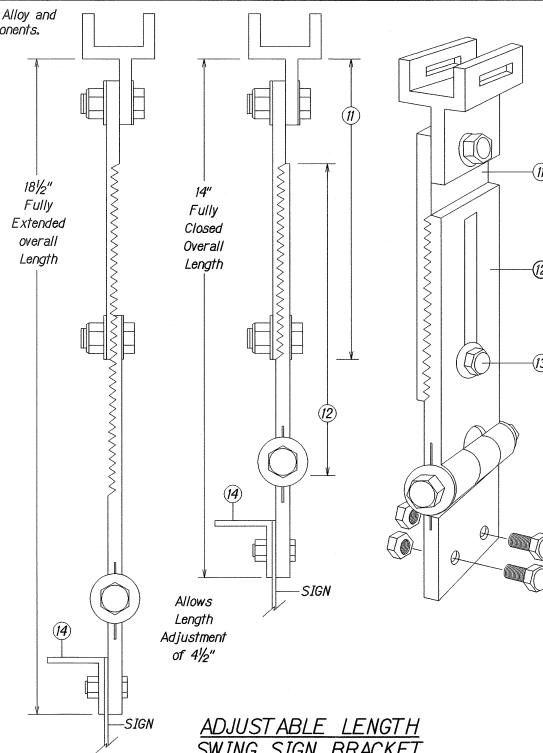


FED. ROAD DIST. NO.	STATE	FED. AID PROJ. NO.	FISCAL YEAR	SHEET NO.	TOTAL SHEETS
HAWAII	HAW.	STP-037-K231R	2005	13	22

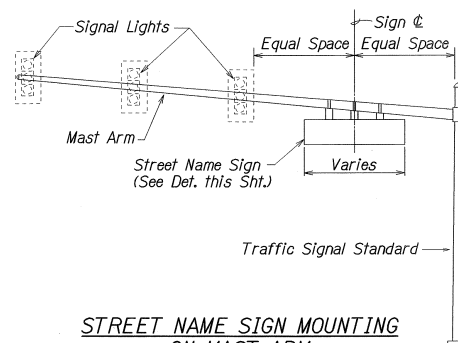


**FIXED LENGTH NON-ADJUSTABLE
SWING SIGN BRACKET**

- ① Pivotal Upper Bracket
- ② 1 5/8" x 1/4" Slot for double strapping to electroliner mast arm. (M2G-34S(HD) .030" x 3/4" Heavy Duty Stainless Steel Strap with M2G-34B(HD) Buckle recommended.)
- ③ 1/2" - 13 x 1 1/2" Stainless Steel Hex Head Bolt with Stainless Steel Hex Lock Nut and 1/16" Stainless Steel Washer (both sides). Allows upper bracket to pivot and align with electroliner mast arm.
- ④ 6" Overall drop with Fixed Length Sign Bracket
- ⑤ Stainless Steel Damper Spring (Removable)
- ⑥ Stainless Steel Hex Lock Nut with 1/16" Stainless Steel Washer
- ⑦ 1" O.D. Axle Housing
- ⑧ 1/2" - 13 x 4" Stainless Steel Hex Head Bolt with 1/16" Stainless Steel Washer
- ⑨ Oilite Bushing
- ⑩ Sign Mounting Sets, consisting of two each 5/16" - 18 x 1" Stainless Steel Hex Head Bolt with Stainless Steel Hex Lock Nut. Two holes on 1 1/2" centers provide positive lock sign mounting to bracket.
- ⑪ 8 1/4" overall length Upper Adjustable Sign Bracket section
- ⑫ 9" overall length Lower Adjustable Sign Bracket section, including Axle Housing (8" overall length to top of Axle Housing).
- ⑬ 1/2" - 13 x 1 1/2" Stainless Steel Hex Bolt with Stainless Steel Hex Lock Nut and 1/16" Stainless Steel Washers (both sides). Loosen lock nut, adjust bracket teeth to level sign.
- ⑭ 1 1/4" x 1 1/4" x 1/8" Aluminum Angle



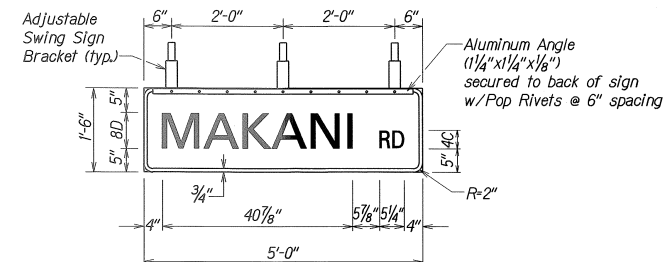
**ADJUSTABLE LENGTH
SWING SIGN BRACKET**



**STREET NAME SIGN MOUNTING
ON MAST ARM**

STREET NAME (D3) SIGN NOTES:

1. Sign D3-1 shall be a new Street Name Sign. The Contractor shall provide the same message on the front and back side of the sign. Payment will not be made separately but shall be considered as one unit.
2. Colors:
Legend - White (Reflectorized)
Background - Green (Reflectorized)
3. All panels shall be reflectorized with Type III or IV retroreflective sheeting in accordance with Section - 712.20 of the Standard Specifications.
4. All signs shall conform to section 621 of the Standard Specifications and the latest editions and amendments of the following FHWA publications:
a. "Manual on Uniform Traffic Control Devices for Streets and Highways" (MUTCD)
b. "Standard Highway Signs"
c. "Standard Alphabets for Highway Signs"
5. Borders and messages shall conform to details as shown on the plans and as specified in the MUTCD.
6. Sign mounting brackets, aluminum angle, fixtures, fasteners and all necessary hardware, and equipment, tools, labor, materials and other incidentals for installation, will not be paid for separately but shall be considered incidental to street name sign installation.
7. Number of Swing Sign Brackets required per Sign Panel:
3 Brackets - Panel length 7' or less
4 Brackets - Panel length greater than 7' with a maximum length of 9'-6"
8. Diacritical marks for Street Name are not authorized.



(Rear View)

**PANEL & SWING BRACKET LAYOUT
FOR STREET NAME SIGN**

STATE OF HAWAII DEPARTMENT OF TRANSPORTATION HIGHWAYS DIVISION	
SIGN MOUNTING DETAIL	
HALEKALA HIGHWAY Intersection Improvements at Makani Road F.A. Project No. STP-037-K231R	
Scale: As Shown	Date: May 2005
SHEET No. 17 OF 7 SHEETS	

Note: Dimensions may vary slightly.