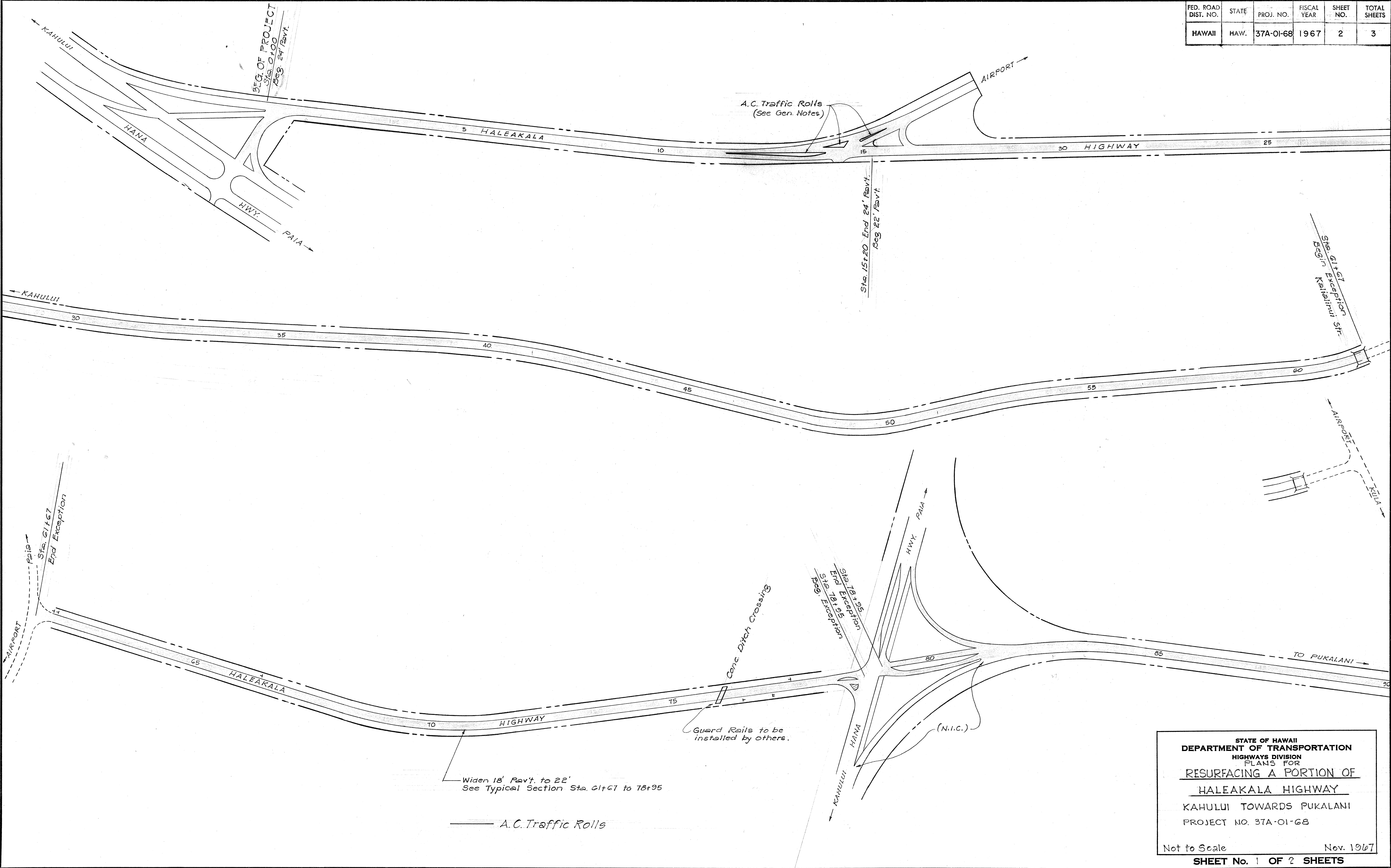


FED. ROAD DIST. NO.	STATE	PROJ. NO.	FISCAL YEAR	SHEET NO.	TOTAL SHEETS
HAWAII	HAW.	37A-01-68	1967	2	3

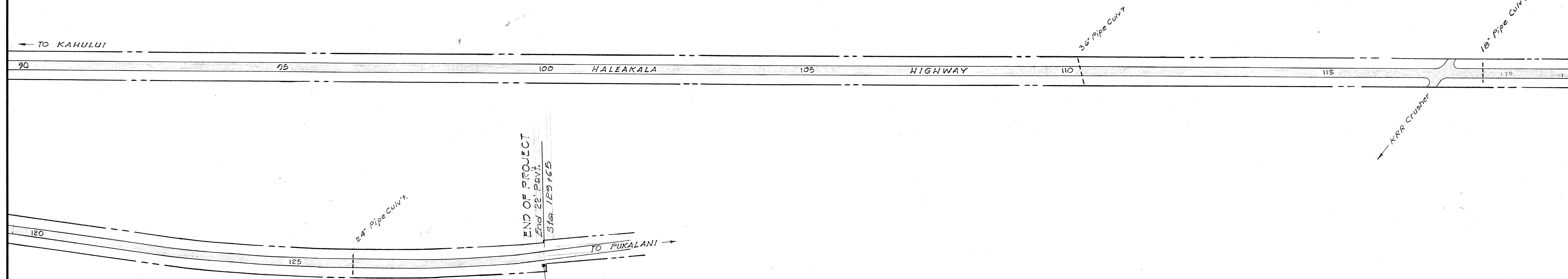


SURVEY PLOTTED BY	DATE
DESIGNED BY	
TRACED BY	
NOTE BOOK	
QUANTITIES BY	
CHECKED BY	
No.	

STATE OF HAWAII
DEPARTMENT OF TRANSPORTATION
HIGHWAYS DIVISION
PLANS FOR
RESURFACING A PORTION OF
HALEAKALA HIGHWAY
KAHULUI TOWARDS PUKALANI
PROJECT NO. 37A-01-68

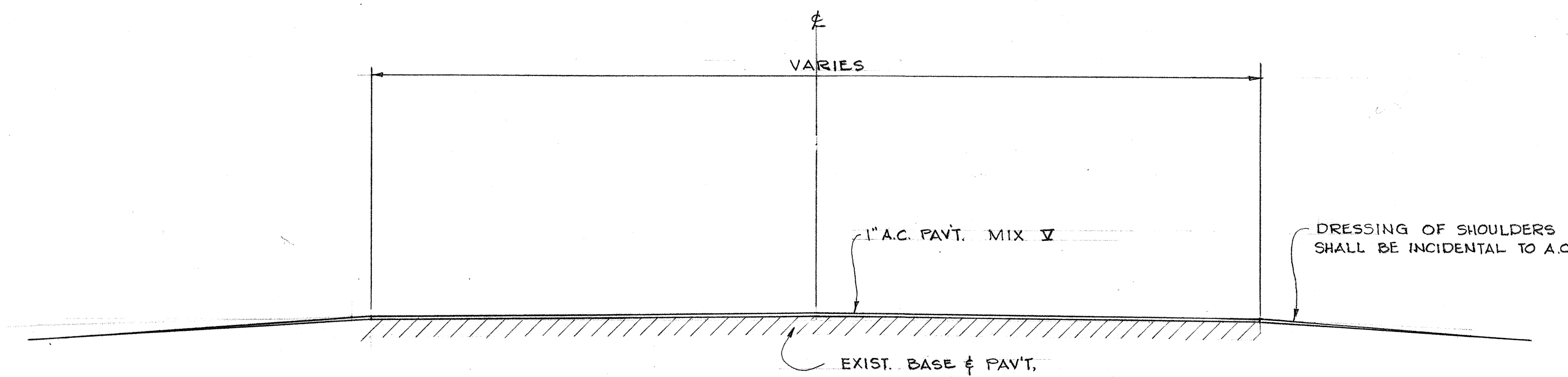
Not to Scale
Nov. 1967
SHEET No. 1 OF 2 SHEETS

FED. ROAD DIST. NO.	STATE	PROJ. NO.	FISCAL YEAR	SHEET NO.	TOTAL SHEETS
HAWAII	HAW.	37A-01-68	1967	3	3



GENERAL NOTES

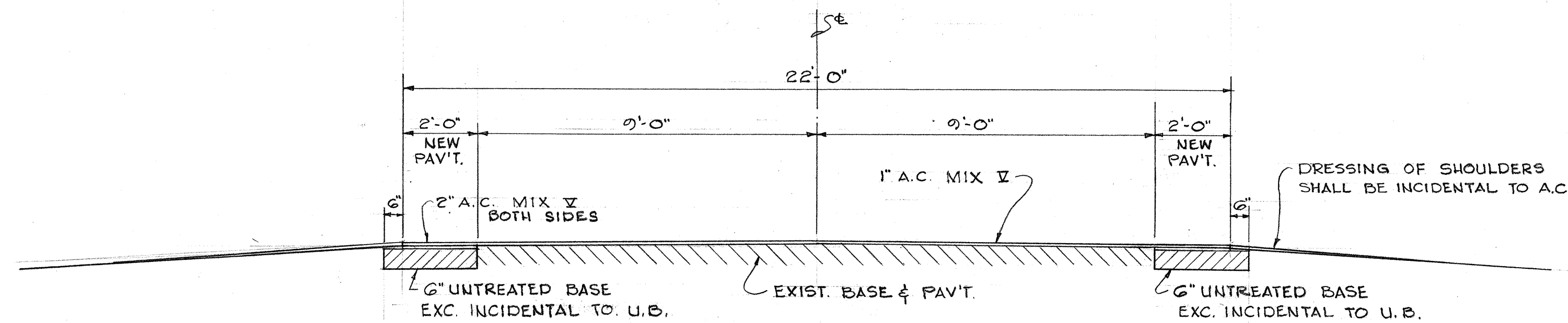
1. Preparation of the existing bituminized surface shall be in accordance with Section 20, BROOMING OFF of the Special Provisions.
2. Existing A.C. Traffic Rolls shall be removed and replaced with new A.C. Traffic Rolls at the same locations after island area is repaired.
3. The 2" A.C. used for widening at Sta. 61+67 to 78+25 shall be laid in two equal layers of 1" each. The finished first layer shall bring the widening flush with the existing pavement. The second 1" layer is to be laid simultaneous with the resurfacing of the existing pavement.
4. Dressing of the shoulder area shall be done with material approved by the Engineer. The shoulder area shall be cut or filled, graded, watered and rolled to the satisfaction of the Engineer. Incidental to A.C. Pavement.
5. All signs shall be relocated between Sta. 61+67 to 78+25. Payment shall be incidental to Contract Items.
6. Chuck-holes are to be filled with A.C. and compacted before resurfacing.



TYPICAL SECTION

SCALE 3/8" = 1'-0"

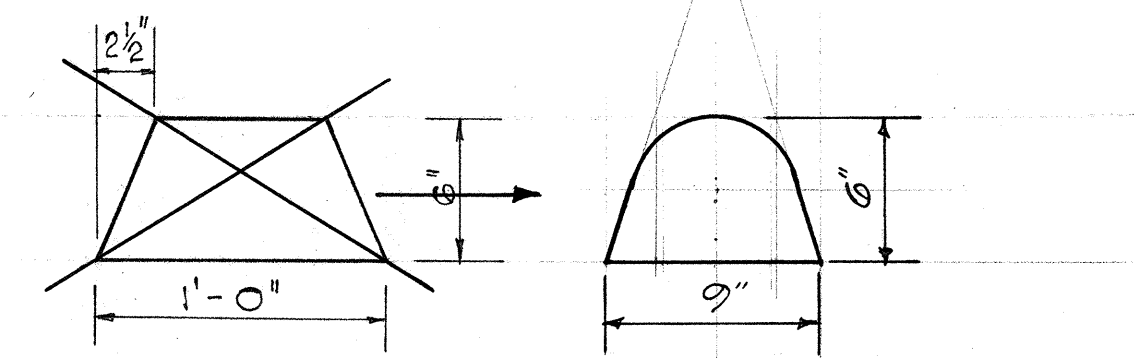
STA. 0+00 to 15+20 - 24' PAV'T.
STA. 15+20 to 61+67 - 22' PAV'T.
STA. 78+25 to 120+65 - 22' PAV'T.



TYPICAL SECTION

SCALE 3/8" = 1'-0"

STA. 61+67 to 78+25



TYPICAL SECTION OF A.C. TRAFFIC ROLL

STATE OF HAWAII
DEPARTMENT OF TRANSPORTATION
HIGHWAYS DIVISION
PLANS AND TYPICAL SECTIONS
RESURFACING A PORTION OF
HALEAKALA HIGHWAY
KAHULUI TOWARDS PUKALANI
PROJ. NO. 37A-01-68
Not to Scale Nov. 1967
SHEET No. 2 OF 2 SHEETS

DATE	BY
DESIGNED BY	NOTED BY
DRAWN BY	CHECKED BY
ORIGINAL PLAN	NOTE BOOK
NO.	