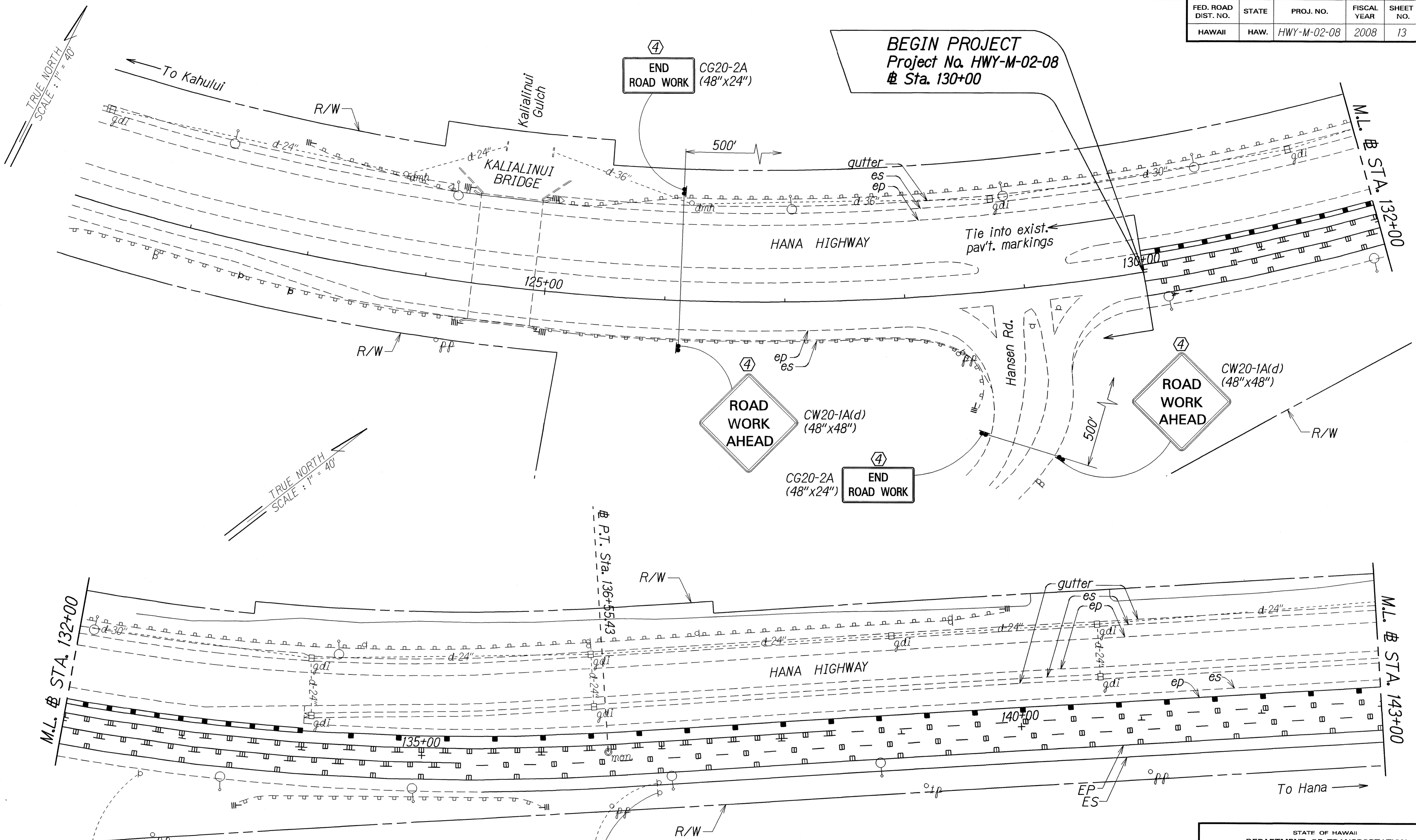
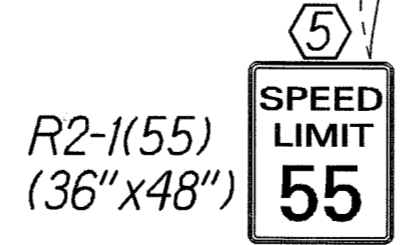
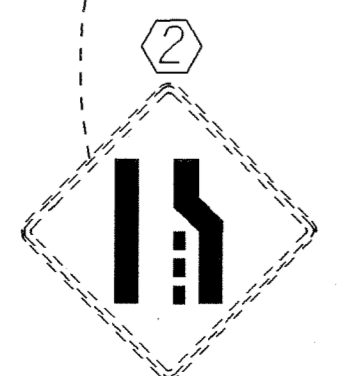


FED. ROAD DIST. NO.	STATE	PROJ. NO.	FISCAL YEAR	SHEET NO.	TOTAL SHEETS
HAWAII	HAW.	HWY-M-02-08	2008	13	16



SURVEY PLOTTED BY	DATE
DESIGNED BY	
DESIGNED BY	
QUANTITIES BY	
CHECKED BY	



- SIGN LEGEND**
- ① Existing Sign(s) & Post(s) to Remain
 - ② Remove Exist. Sign(s) & Post(s)
 - ③ Remove Exist. & Install New Sign(s) & Post(s)
 - ④ Install New Sign(s) & Post(s)
 - ⑤ Remove Existing Sign(s) & Reinstall Sign(s) at New Location

STATE OF HAWAII
DEPARTMENT OF TRANSPORTATION
HIGHWAYS DIVISION

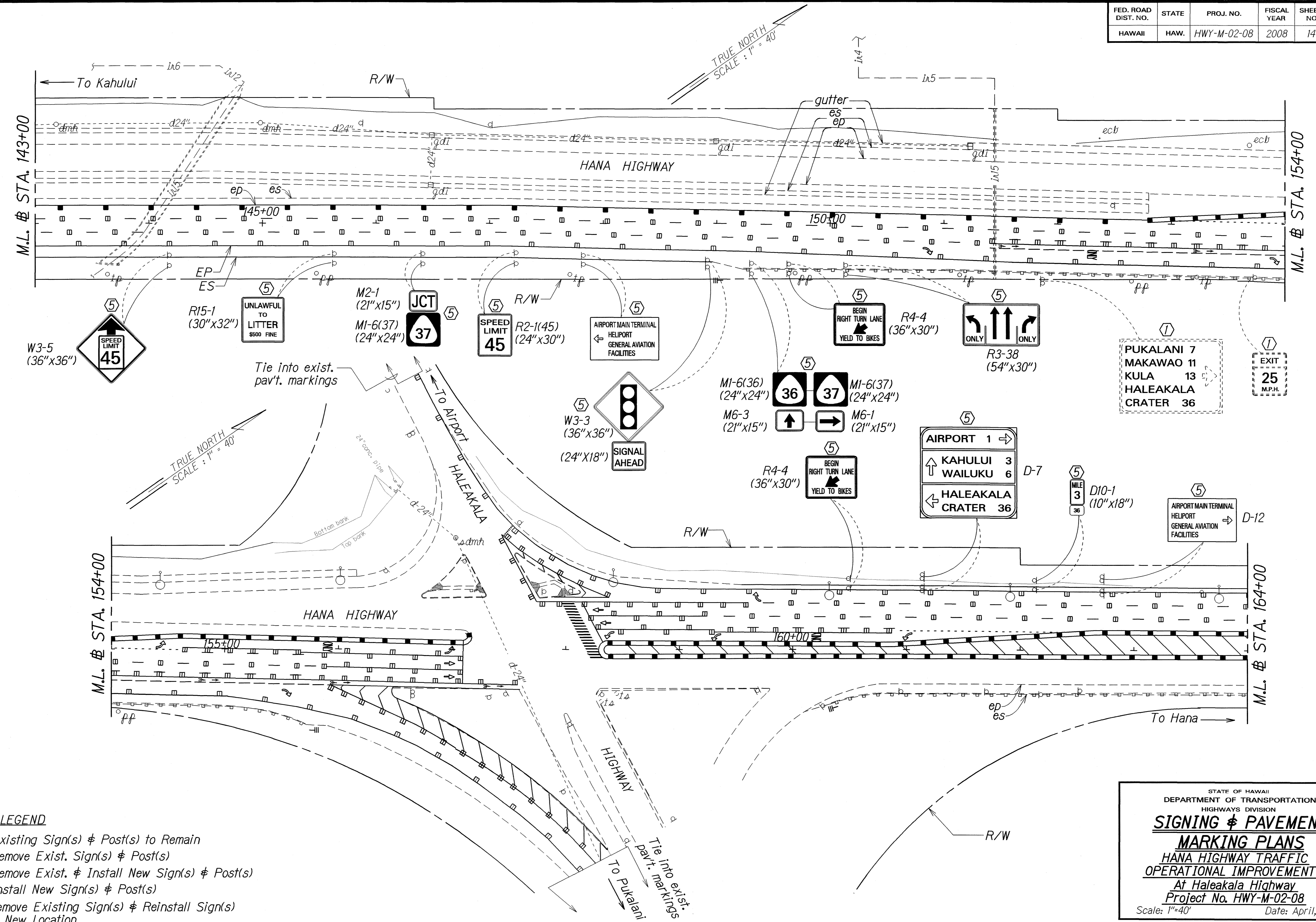
**SIGNING & PAVEMENT
MARKING PLANS**

HANA HIGHWAY TRAFFIC
OPERATIONAL IMPROVEMENTS
At Haleakala Highway
Project No. HWY-M-02-08

Scale: 1"=40' Date: April, 2008

SHEET No. 1 OF 3 SHEETS

FED. ROAD DIST. NO.	STATE	PROJ. NO.	FISCAL YEAR	SHEET NO.	TOTAL SHEETS
HAWAII	HAW.	HWY-M-02-08	2008	14	16



SIGN LEGEND

- ① Existing Sign(s) & Post(s) to Remain
- ② Remove Exist. Sign(s) & Post(s)
- ③ Remove Exist. & Install New Sign(s) & Post(s)
- ④ Install New Sign(s) & Post(s)
- ⑤ Remove Existing Sign(s) & Reinstall Sign(s) at New Location

SURVEY PLOTTED BY	DATE
DRAWN BY	4/2/08
CHECKED BY	
NOTE BOOK	
QUANTITIES BY	
CHECKED BY	

STATE OF HAWAII
DEPARTMENT OF TRANSPORTATION
HIGHWAYS DIVISION

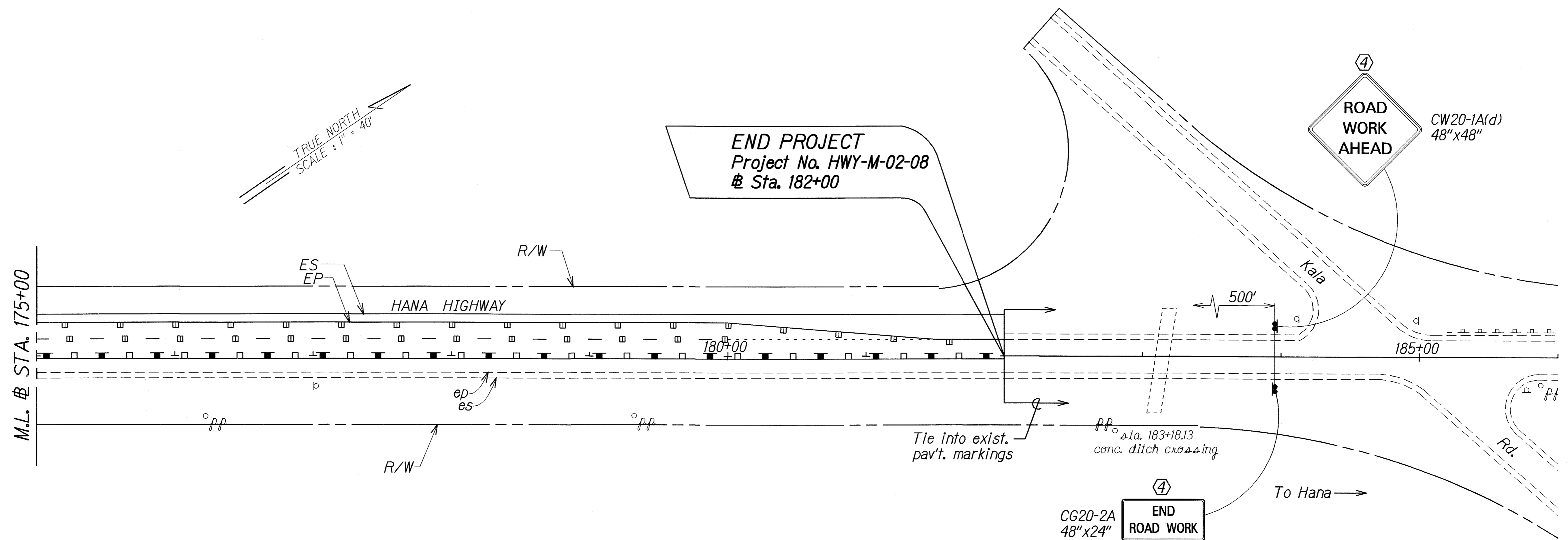
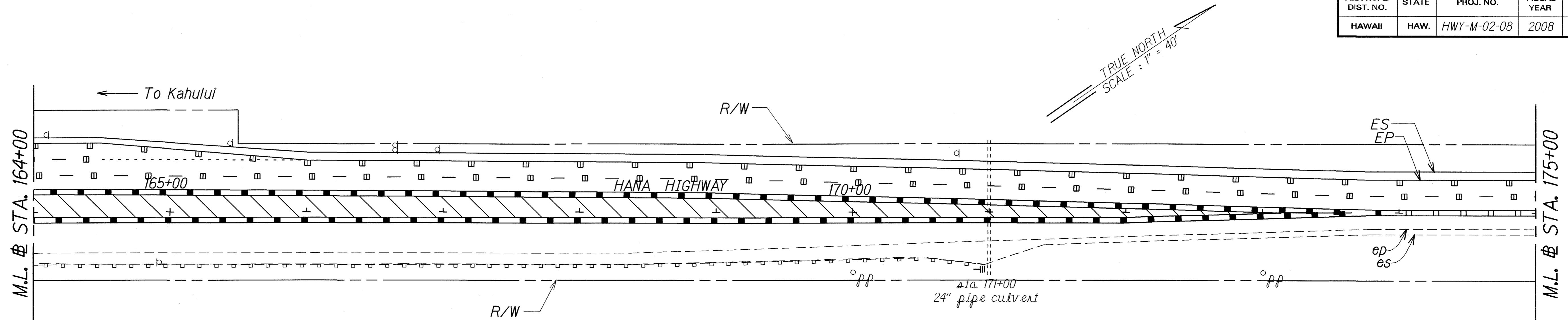
**SIGNING & PAVEMENT
MARKING PLANS**

HANA HIGHWAY TRAFFIC
OPERATIONAL IMPROVEMENTS
At Haleakala Highway
Project No. HWY-M-02-08

Scale: 1"=40' Date: April, 2008

SHEET No. 2 OF 3 SHEETS

FED. ROAD DIST. NO.	STATE	PROJ. NO.	FISCAL YEAR	SHEET NO.	TOTAL SHEETS
HAWAII	HAW.	HWY-M-02-08	2008	15	16



SURVEY PLOTTED BY	DATE
DESIGNED BY	
DESIGNED BY	
QUANTITIES BY	
CHECKED BY	
ORIGINAL PLAN	
NOTE BOOK	
DATE	
BY	
NO.	

- SIGN LEGEND**
- ① Existing Sign(s) & Post(s) to Remain
 - ② Remove Exist. Sign(s) & Post(s)
 - ③ Remove Exist. & Install New Sign(s) & Post(s)
 - ④ Install New Sign(s) & Post(s)
 - ⑤ Remove Existing Sign(s) & Reinstall Sign(s) at New Location

STATE OF HAWAII
DEPARTMENT OF TRANSPORTATION
HIGHWAYS DIVISION

SIGNING & PAVEMENT
MARKING PLANS
HANA HIGHWAY TRAFFIC
OPERATIONAL IMPROVEMENTS
At Haleakala Highway
Project No. HWY-M-02-08

Scale: 1"=40' Date: April, 2008

SHEET No. 3 OF 3 SHEETS