

[illegible]

STATE OF HAWAII

DEPARTMENT OF TRANSPORTATION

HIGHWAYS DIVISION

HONOLULU, HAWAII

**"AS-BUILT"**

PLANS FOR

**HANA HIGHWAY PAVEMENT  
PREVENTIVE MAINTENANCE**

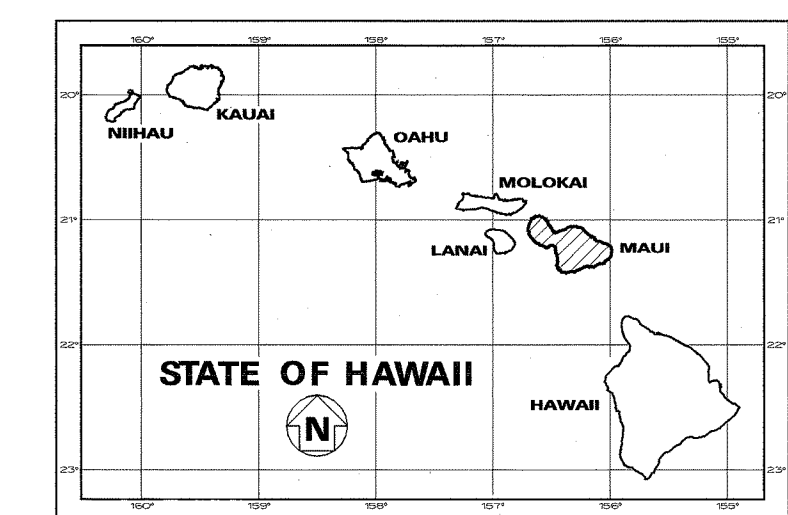
**KAAHUMANU AVENUE TO DAIRY ROAD**

**FEDERAL-AID PROJECT NO. NH-036-1(17)**

DISTRICT OF WAILUKU

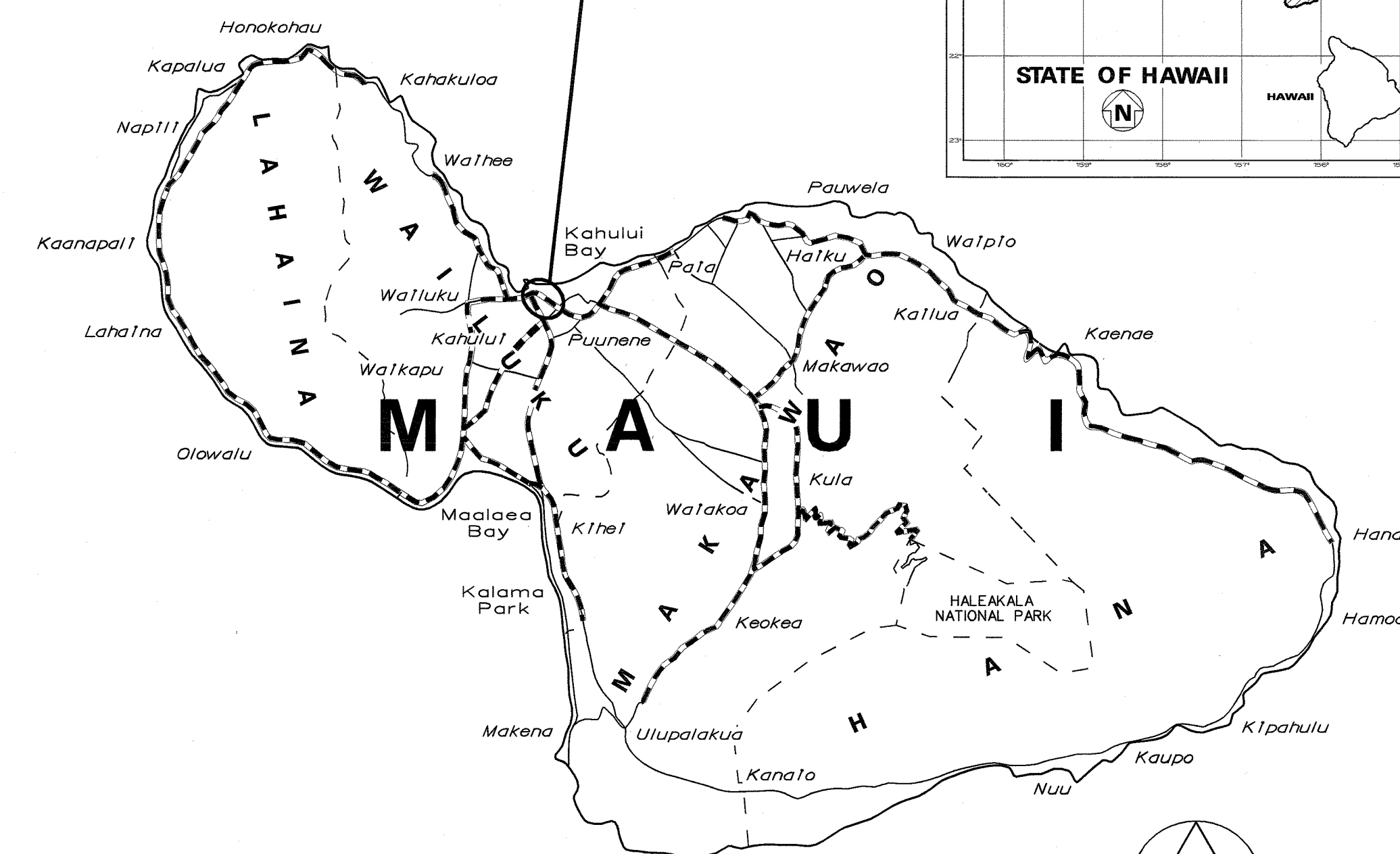
ISLAND OF MAUI

FED. ROAD DIST. NO.	STATE	FED. AID PROJ. NO.	FISCAL YEAR	SHEET NO.	TOTAL SHEETS
HAWAII	HAW.	NH-036-1(17)	2008	1	13



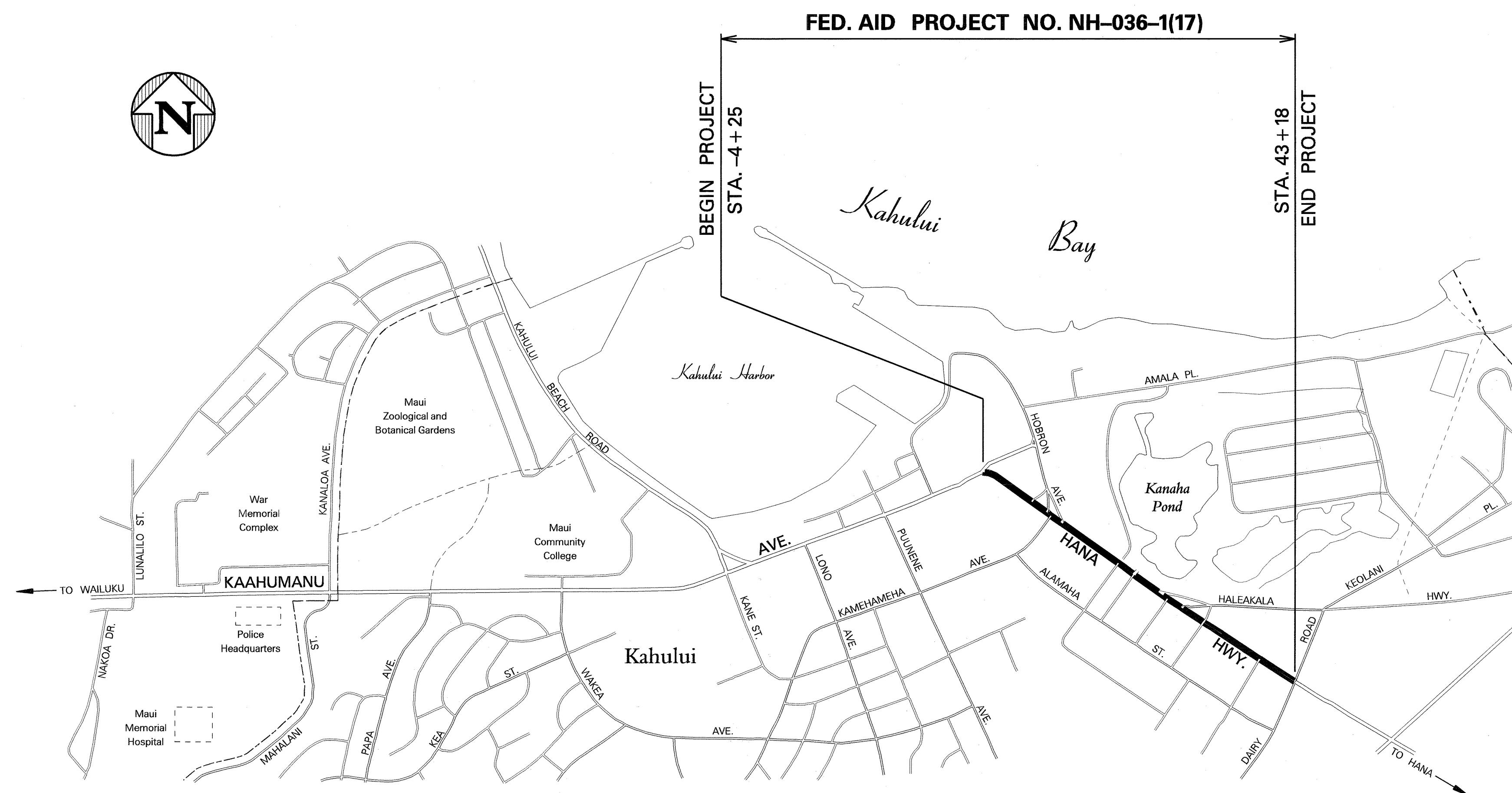
## PROJECT LOCATION

**Fed. Aid Project No. NH-036-1(17)**



 FEDERAL AID PROJECTS PREVIOUSLY CONSTRUCTED  
 OR UNDER CONSTRUCTION

MILE POST -0.08 TO MILE POST 0.82



## LAYOUT PLAN

**GROSS LENGTH OF PROJECT.....0.90 MILE**  
**NET LENGTH OF PROJECT.....0.90 MILE**

DESIGN DESIGNATION	HANA HWY. KAAHUMANU AVE.	HANA HWY. KAMEHAMEHA AVE.	HANA HWY. HALEAKALA HWY.
	TO KAMEHAMEHA AVE.	TO HALEAKALA HWY.	TO DAIRY RD.
ADT (2008) .....	30,100 .....	37,700 .....	31,800
ADT (2018) .....	34,700 .....	43,500 .....	36,600
DHV .....	2,780 .....	3,480 .....	3,100
D .....	60/40 .....	60/40 .....	65/35
T .....	4.5 % .....	4.5 % .....	9.0 %
T <sub>24</sub> .....	6.0 % .....	6.0 % .....	7.0 %

CHANGES MADE DURING CONSTRUCTION HAVE BEEN INCORPORATED ON THESE PLANS EXCEPT CHANGES IN THE ORIGINAL THEORETICAL QUANTITIES. FOR ACTUAL QUANTITIES, REFER TO PROJECT LEDGER AND/OR COMPUTATION BOOK.

Nick Lorenz 9/21/2010  
RESIDENT ENGINEER DATE

DEPARTMENT OF TRANSPORTATION STATE OF HAWAII	
APPROVED:	
<i>Debra M. Jarami</i> DIR. OF TRANSPORTATION	9-16-08 DATE