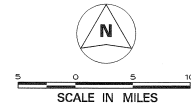
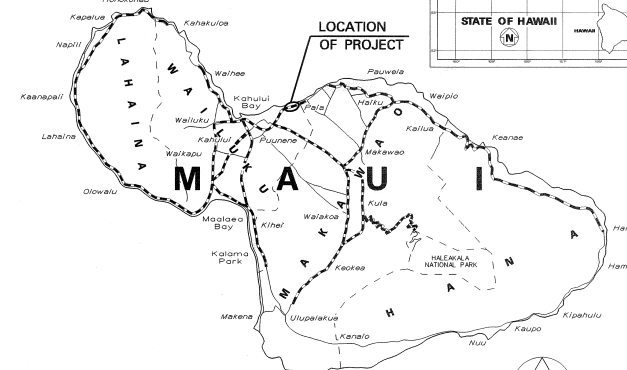
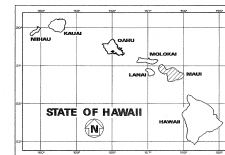


INDEX TO DRAWINGS	
SHEET NO.	DESCRIPTION
1	TITLE SHEET
2	STANDARD PLANS SUMMARY
3	GENERAL NOTES, LEGEND AND TYPICAL SECTION
4 - 5	WATER POLLUTION AND EROSION CONTROL NOTES
6 - 7	ROADWAY PLANS
8	PAVEMENT MARKING LEGEND, DETAILS AND NOTES
9 - 10	SIGNING & PAVEMENT MARKING PLANS
11	COUNTING STATION PLAN
12	COUNTING STATION DETAILS
13	PULLBOX & COVER DETAILS

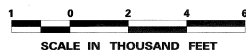
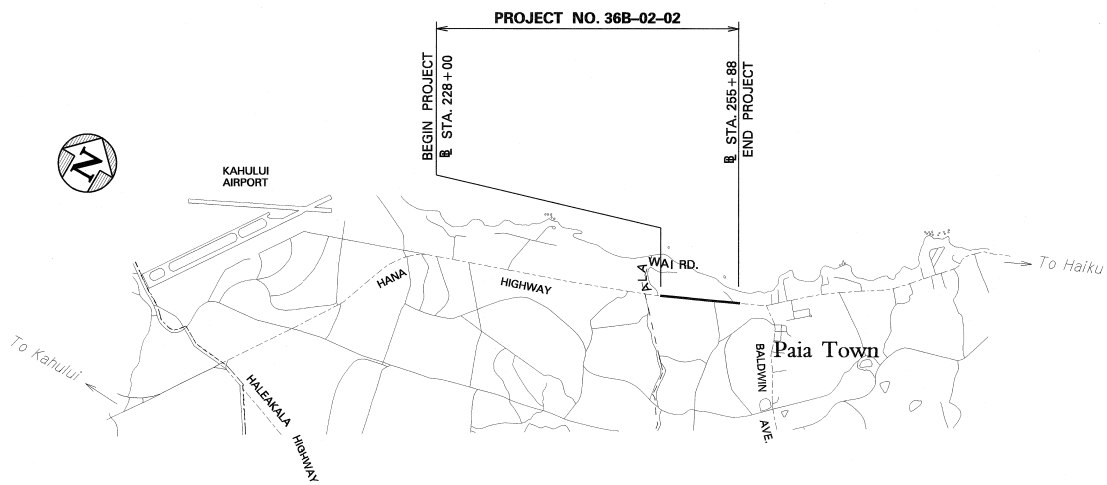
STATE OF HAWAII
DEPARTMENT OF TRANSPORTATION
HIGHWAYS DIVISION
HONOLULU, HAWAII
AS-BUILT
PLANS FOR
HANA HIGHWAY SHOULDER LANE
ALAWAI ROAD TO PAIA
PROJECT NO. 36B-02-02

DISTRICT OF WAILUKU
ISLAND OF MAUI

FED. ROAD DIST. NO.	STATE	PROJ. NO.	FISCAL YEAR	SHEET NO.	TOTAL SHEETS
HAWAII	HAW.	36B-02-02	2004	1	13



----- FEDERAL AID PROJECTS PREVIOUSLY CONSTRUCTED OR UNDER CONSTRUCTION
MILE POST 6.0 TO MILE POST 6.67



CHANGES TO THE PLANS HAVE BEEN INCORPORATED ON THESE PLANS EXCEPT CHANGES IN THE ORIGINAL THEORETICAL QUANTITIES. FOR ACTUAL QUANTITIES, REFER TO PROJECT LEDGER AND/OR COMPUTATION BOOK.
5/19/08
[Signature]
VIRGINIA BARRICK

DEPARTMENT OF TRANSPORTATION STATE OF HAWAII	
APPROVED:	10-15-03
DIR. OF TRANSPORTATION	DATE

DESIGNED BY _____
MANAGED BY _____
HAWAIIAN HIGHWAYS DIVISION
873-3535 PHONE
SEP. 2002 DATE