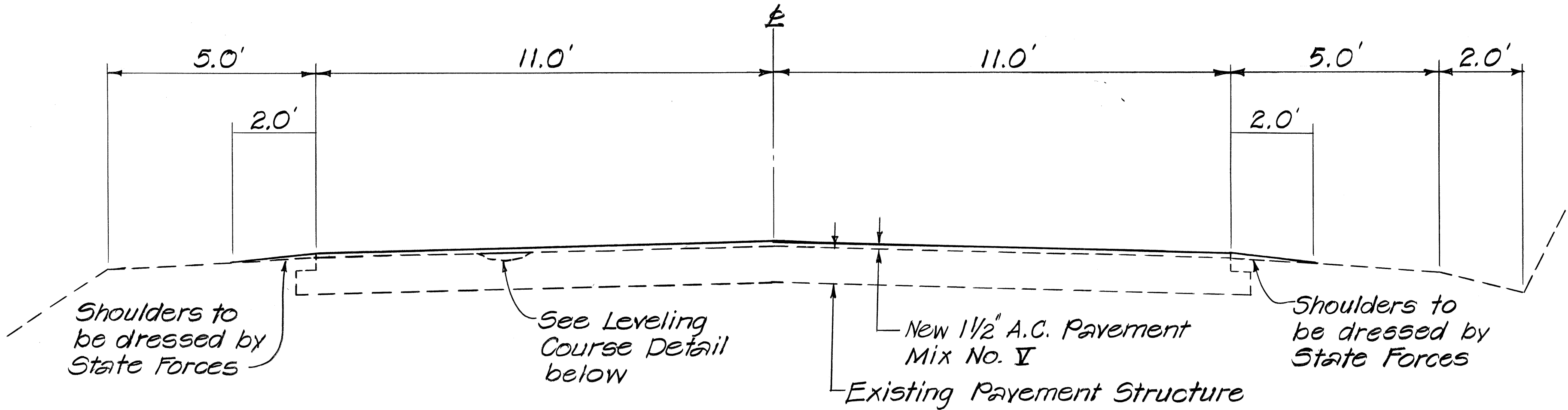


FED. ROAD DIST. NO.	STATE	PROJ. NO.	FISCAL YEAR	SHEET NO.	TOTAL SHEETS
HAWAII	HAW.	30C-01-87M	1987	2	15

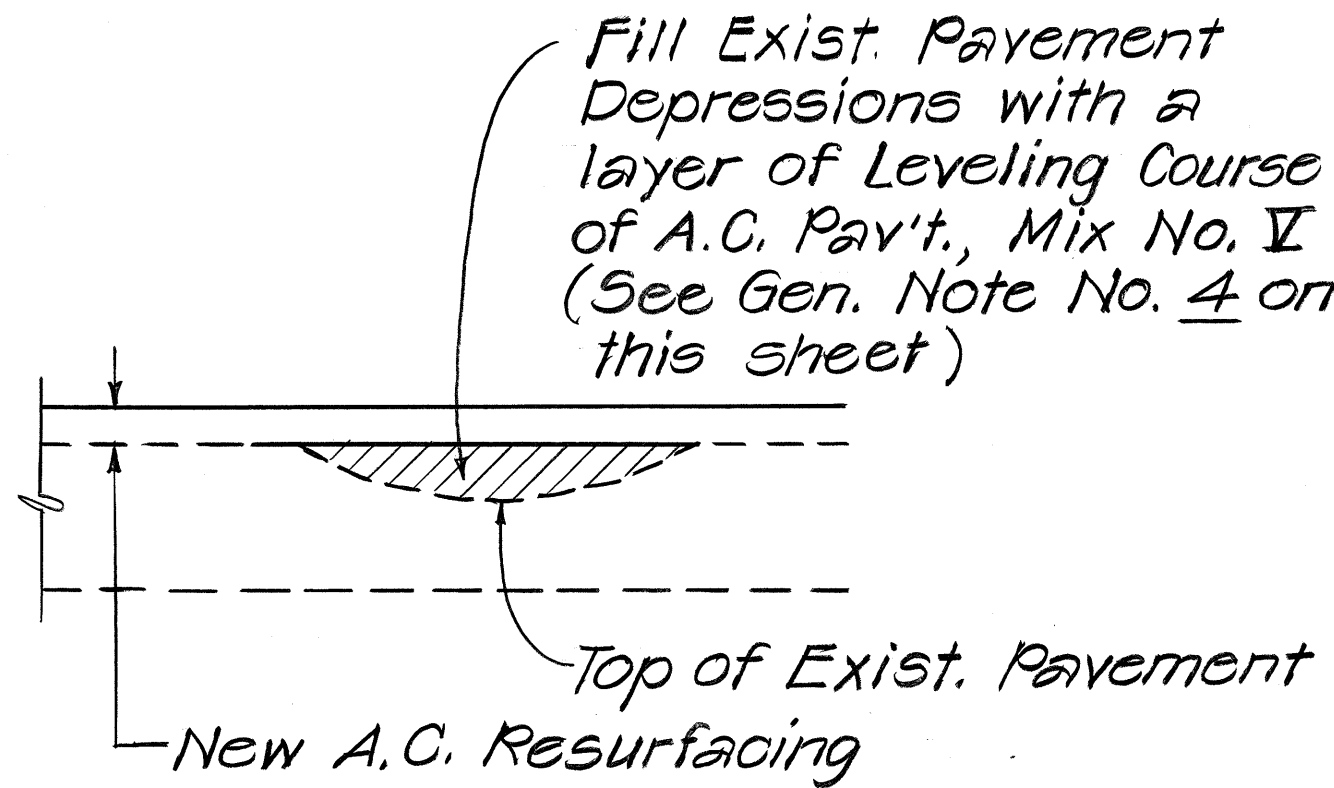
GENERAL NOTES

1. The scope of work for this project consists of placing slurry seal, resurfacing with asphalt concrete pavement, adjusting monuments and installing guardrail and pavement markers and striping.
2. The Contractor's attention is directed to Subsection 102.05- Examination of Plans, Specifications, Special Provisions, Site of Work, etc., Subsection 104.09- Availability of Funds, Sub-section 107.13- Public Convenience and Safety and Section 645- Traffic Control of the Special Provisions.
3. Prior to placing leveling course or resurfacing, existing raised pavement markers shall be removed and the existing surface shall be cleaned as described in Section 310 of the Standard Specifications. Payment shall be considered incidental to Item No. 401.0500, A.C. Pavement, Mix No. V.
4. All holes, cracks and large depressions shall be filled, leveled and compacted with A.C. Pavement, Mix No. V prior to resurfacing as directed by the Engineer. Payment shall be made under Item No. 401.0500, A.C. Pavement, Mix No. V
5. A smooth riding transition shall be provided at the beginning and end of the project, at side streets and at driveways, as shown on the plans or as directed by the Engineer. Payment for this work shall be made under Item No. 401.0500, A.C. Pavement, Mix No. V.
6. The Contractor shall reference all existing pavement markings prior to resurfacing. Final placement of the new pavement markings shall be as approved by the Engineer. Payment for this work shall be considered incidental to new pavement markers and striping. For installation of Pavement Markers and Striping, See Plan Sht. No. 3. Details of Type D and H Markers on Standard Plans shall be deleted and replaced with Details of Type DL and HL Markers as shown on this sheet. All references to Type D and H Markers in the plans shall mean Type DL and HL Markers.
7. After the A.C. Pavement, Mix No. V is placed, the State Forces will dress the shoulders. This work shall be coordinated by the Engineer
8. Any fences, mailboxes or other public or private property adjacent to the roadway that is disturbed, removed or damaged by the Contractor during his construction operations shall be replaced or repaired by the Contractor, at his expense, as directed by the Engineer.



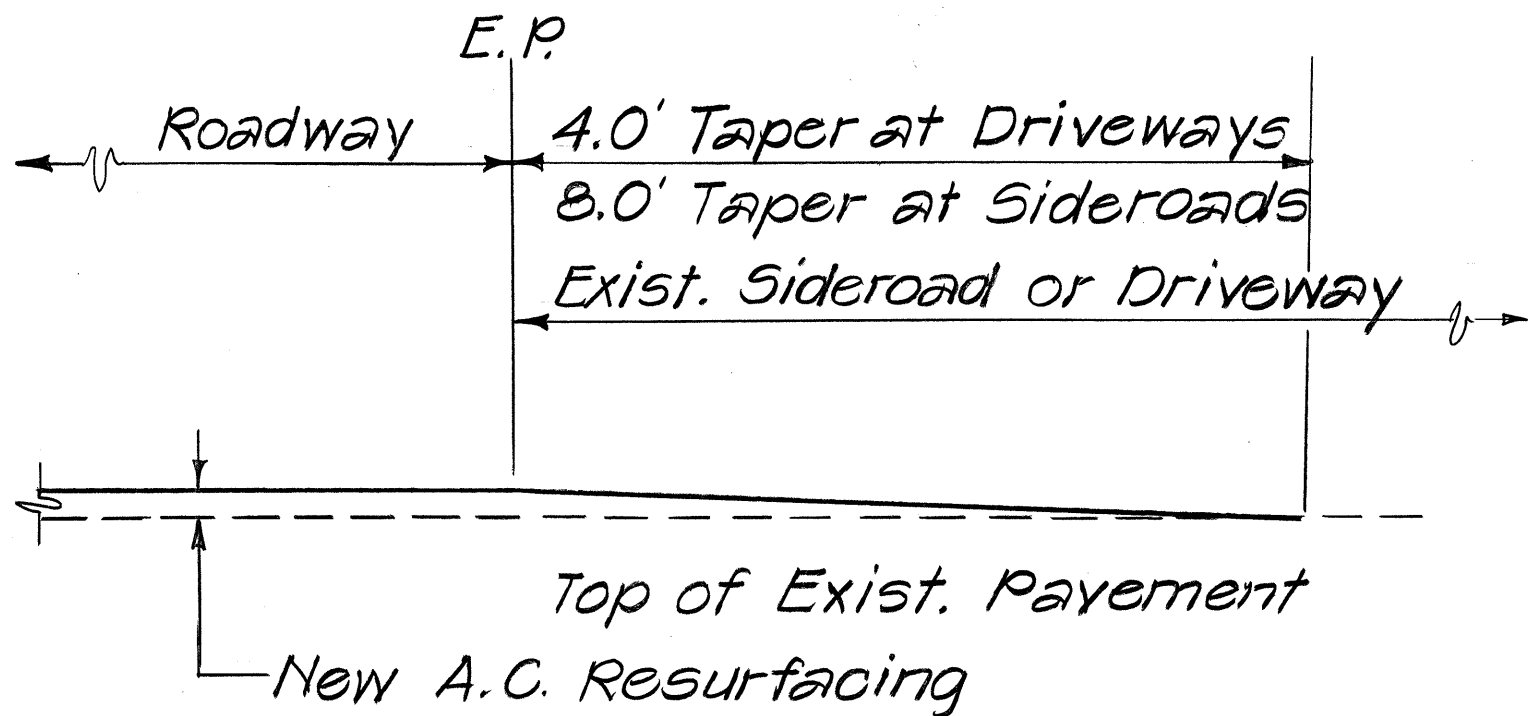
TYPICAL SECTION

Scale : 1/2" = 1'-0"



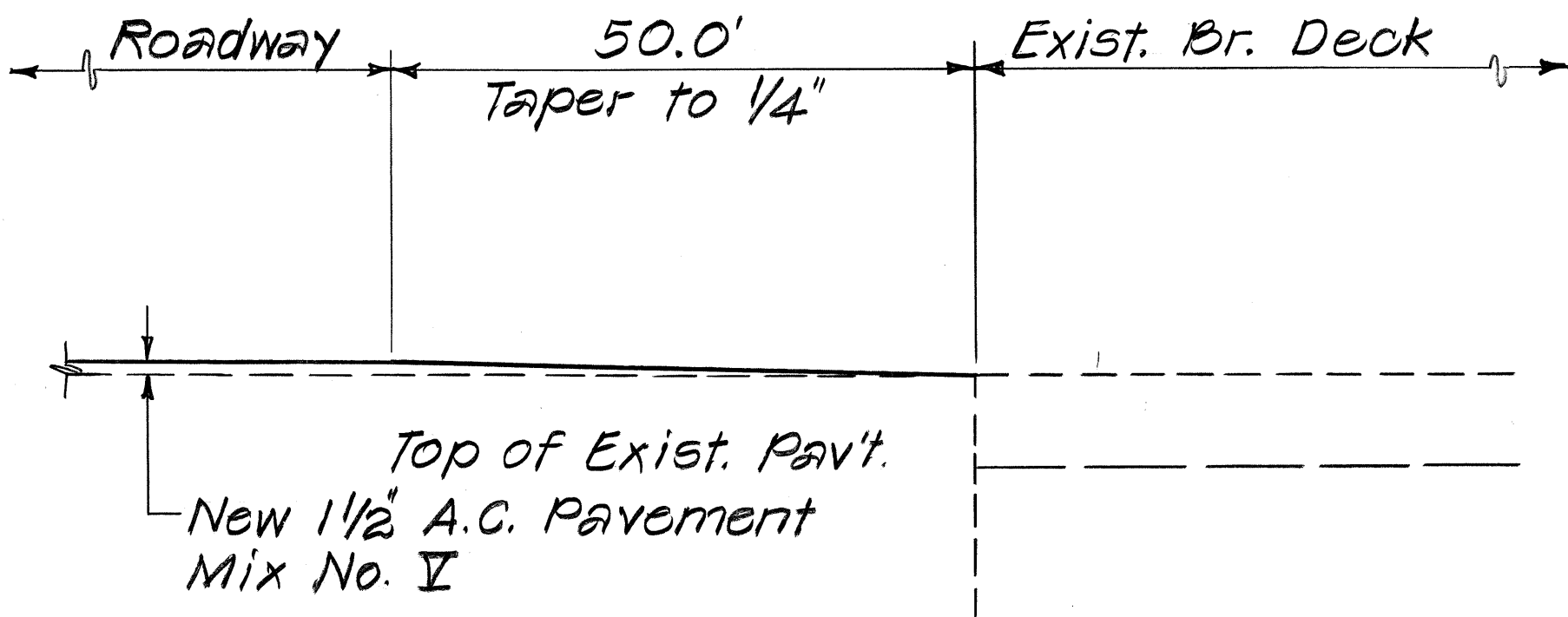
LEVELING COURSE DETAIL

Not to Scale



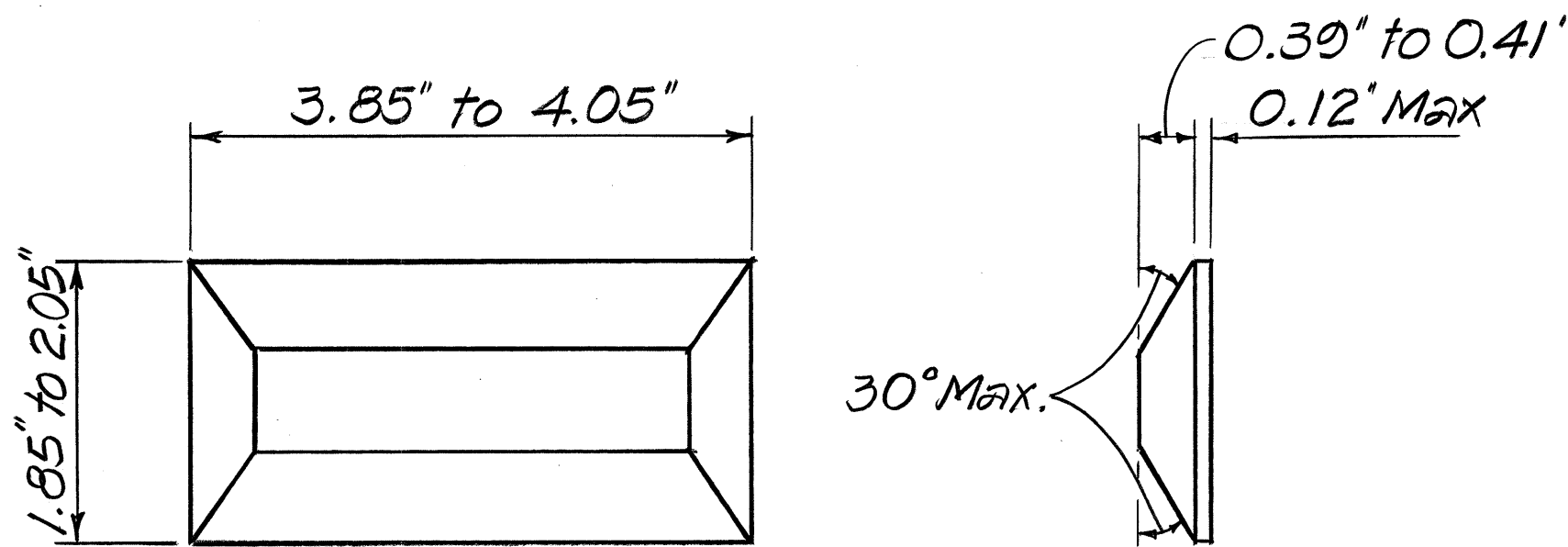
TYPICAL DETAIL AT SIDEROAD OR DRIVEWAY CONNECTIONS

Not to Scale



LONGITUDINAL DETAIL AT UAOA AND KAUPAKALUA BRIDGES

Not to Scale



TYPE DL

Two-Way Yellow Reflective Marker

TYPE HL

One-Way Yellow Reflective Marker

Not to Scale

STATE OF HAWAII DEPARTMENT OF TRANSPORTATION HIGHWAYS DIVISION					
GENERAL NOTES, TYPICAL SECTIONS AND DETAILS					
HANA HIGHWAY RESURFACING VALLEY ISLE MEMORIAL CEMETERY TO KAUPALAKUA RD. PROJ. No. 36C-01-87M					
SCALE: AS SHOWN					
JULY, 1986					
SHEET No. 1 OF 1 SHEETS					

SURVEY PLOTTED BY	DATE
DRAWN BY	
TRACED BY	
NOTED BY	
QUANTITIES BY	
CHECKED BY	
ORIGINAL PLAN	
NOTE BOOK	
NO.	