FED. ROAD DIST. NO.	STATE	PROJ. NO.	FISCAL YEAR	SHEET NO.	TOTAL SHEETS
HAWAII	HAW.	36A-01-71	1972	3	9

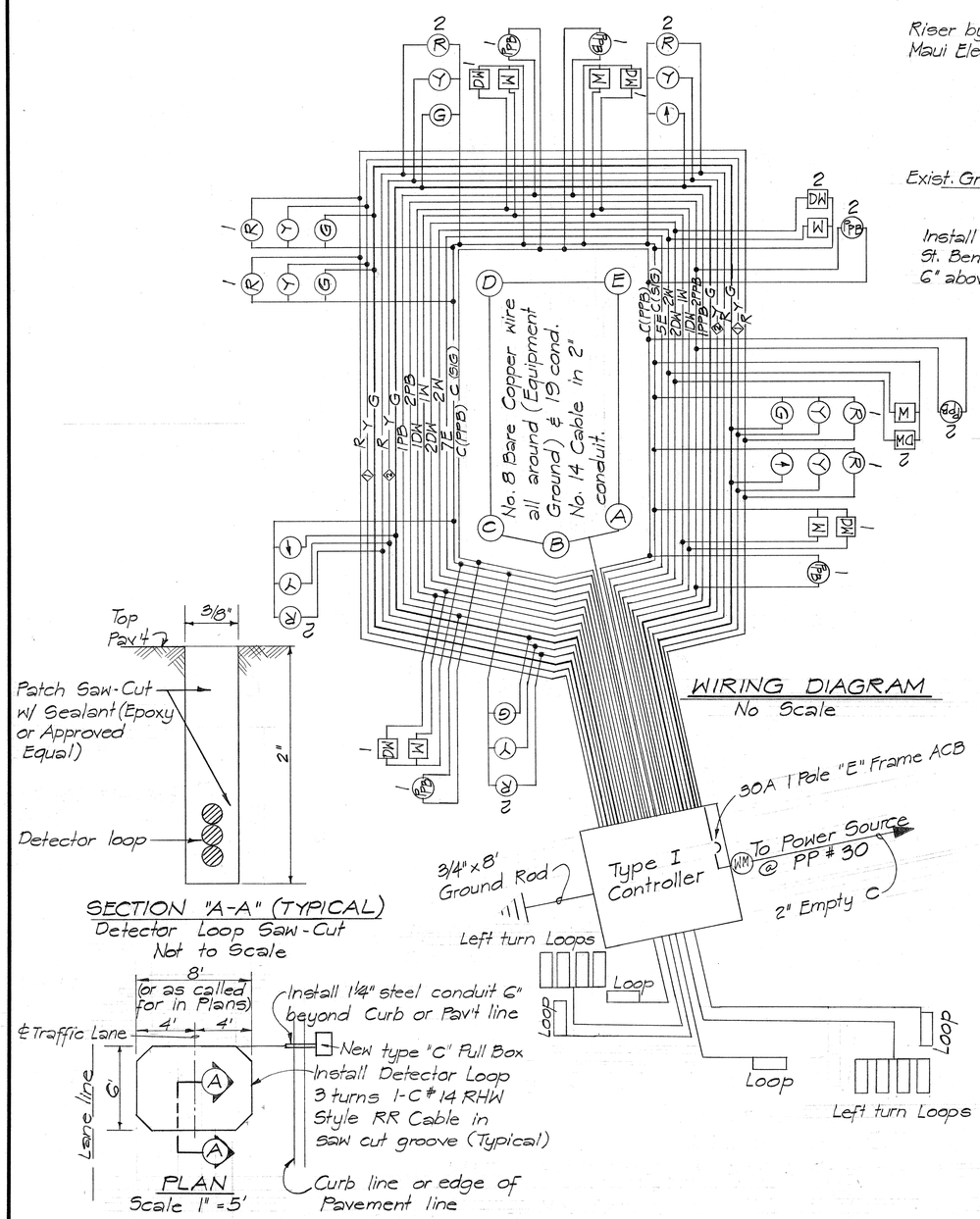

SECTION "A-A" (TYPICAL)
Detector Loop Saw-Cut
Not to Scale

PLAN
Scale 1" = 5'

LOOP DETECTOR DETAILS
Scale : As shown

WIRING DIAGRAM
No Scale

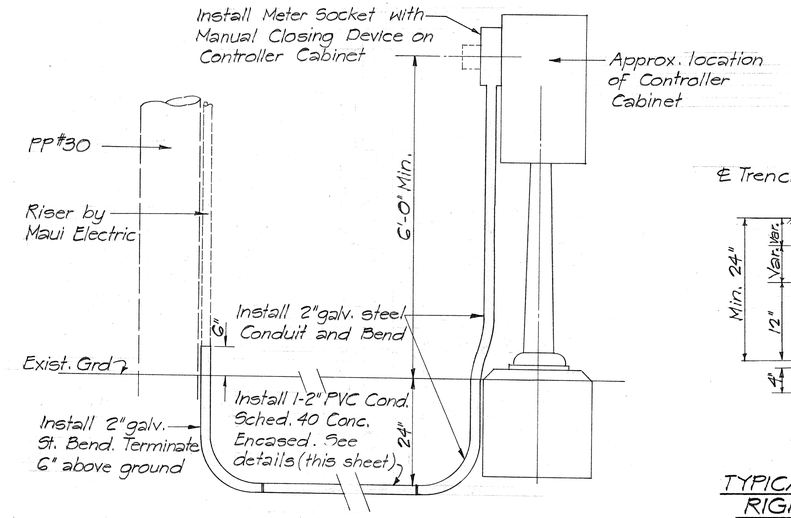

NOTES

1. Maui Electric to furnish & Install Cable between Secondary & Meter Socket, Power Pole Risers and Meter. Contractor shall notify Maui Electric 1 week in advance.

2. Contractor shall make all Elect. connections to Controller, Provide Breaker and Ground, and Pay for all service charges.

SERVICE & METERING AT PP#30
Scale 3/4" = 1'-0"

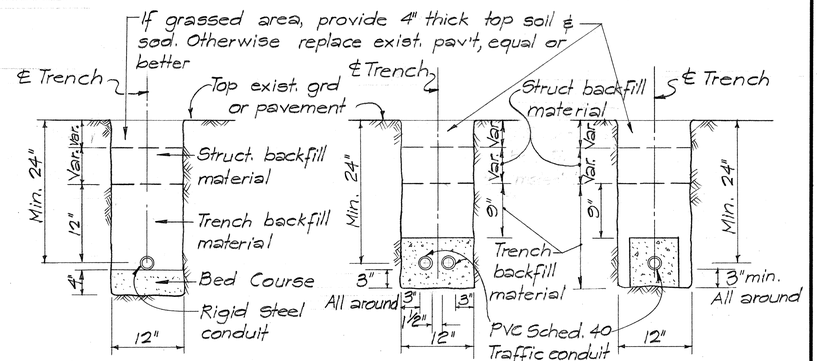

TYPICAL TRENCH SECTION ①
RIGID STEEL CONDUIT
Scale 1" = 1'-0"

TYPICAL TRENCH SECTIONS ②
SINGLE & DOUBLE CONCRETE ENCASED PVC SCHEDULE 40 TRAFFIC CONDUITS
Scale 1" = 1'-0"

NOTE ①:
Install 2-2" rigid steel conduits between all signal standards & Pull-Boxes unless otherwise called for. Conduits between Controller and Controller Pull-box shall be 2-2" and 1-1¼" rigid steel.

NOTE ②:
Except as called for on the Plans, all traffic signal buried conduits shall be PVC, Schedule 40, concrete encased.

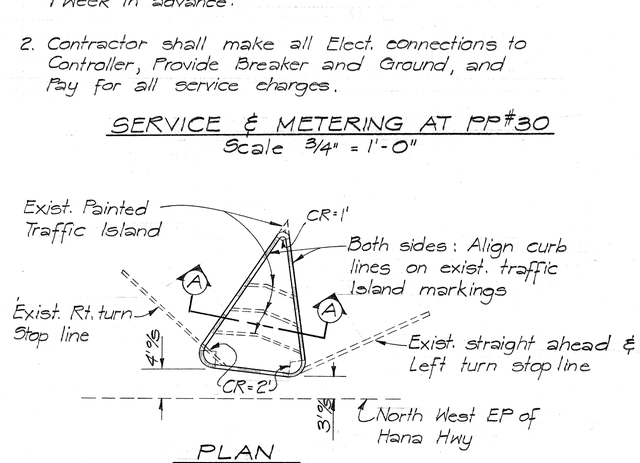

PLAN
Scale 1" = 10'

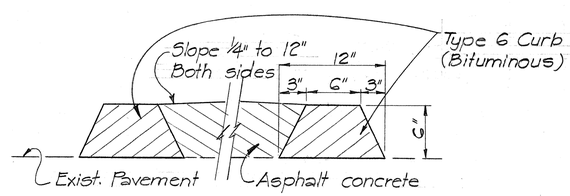

SECTION A-A
Scale 1½" = 1'-0"

DETAILS OF ASPHALT CONCRETE TRAFFIC ISLAND
Scale : As shown

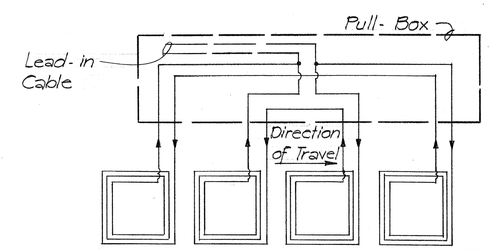

SERIES - PARALLEL LOOP CONNECTION IN LEFT TURN LANES

LOOP DETECTOR DETAILS
No Scale

WILLIAM C. HONG
REGISTERED PROFESSIONAL ENGINEER
No. 787
HAWAII, U.S.A.

THIS WORK WAS PREPARED BY ME OR UNDER MY SUPERVISION
William C. Hong

STATE OF HAWAII
DEPARTMENT OF TRANSPORTATION
HIGHWAYS DIVISION

TRAFFIC SIGNALS
HANA HIGHWAY AT
HALEAKALA HIGHWAY
PROJECT No. 36A-01-71

MISCELLANEOUS DETAILS

Scale : As shown Date : June 9, 1972

SHEET No. 1 OF 1 SHEETS

ORIGINAL PLAN	SURVEY PLOTTED BY	DATE
	DRAWN BY	
	TRACED BY	
NOTE BOOK	DESIGNED BY	
	QUANTITIES BY	
No.	CHECKED BY	