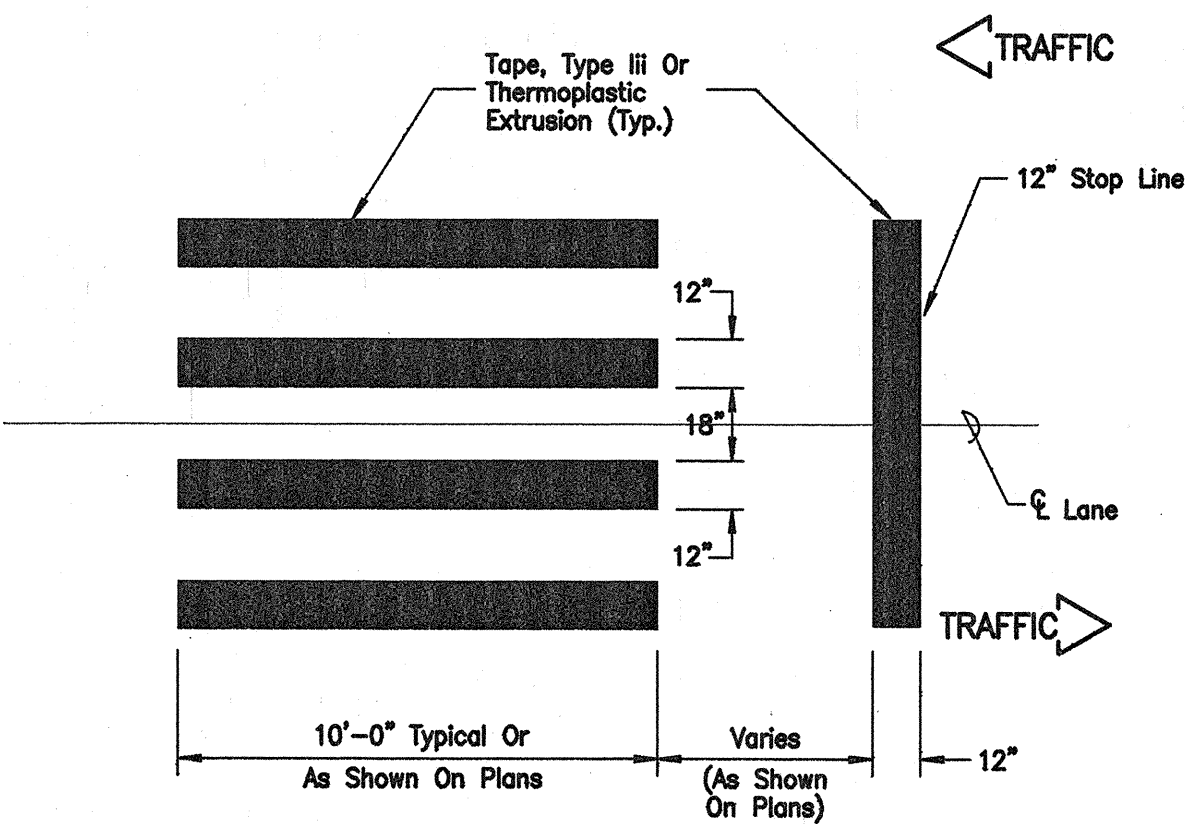


FED. ROAD DIST. NO.	STATE	FED. AID PROJ. NO.	FISCAL YEAR	SHEET NO.	TOTAL SHEETS
HAWAII	HAW.	NH-032-1(8)	2000	109	111

NOTES:

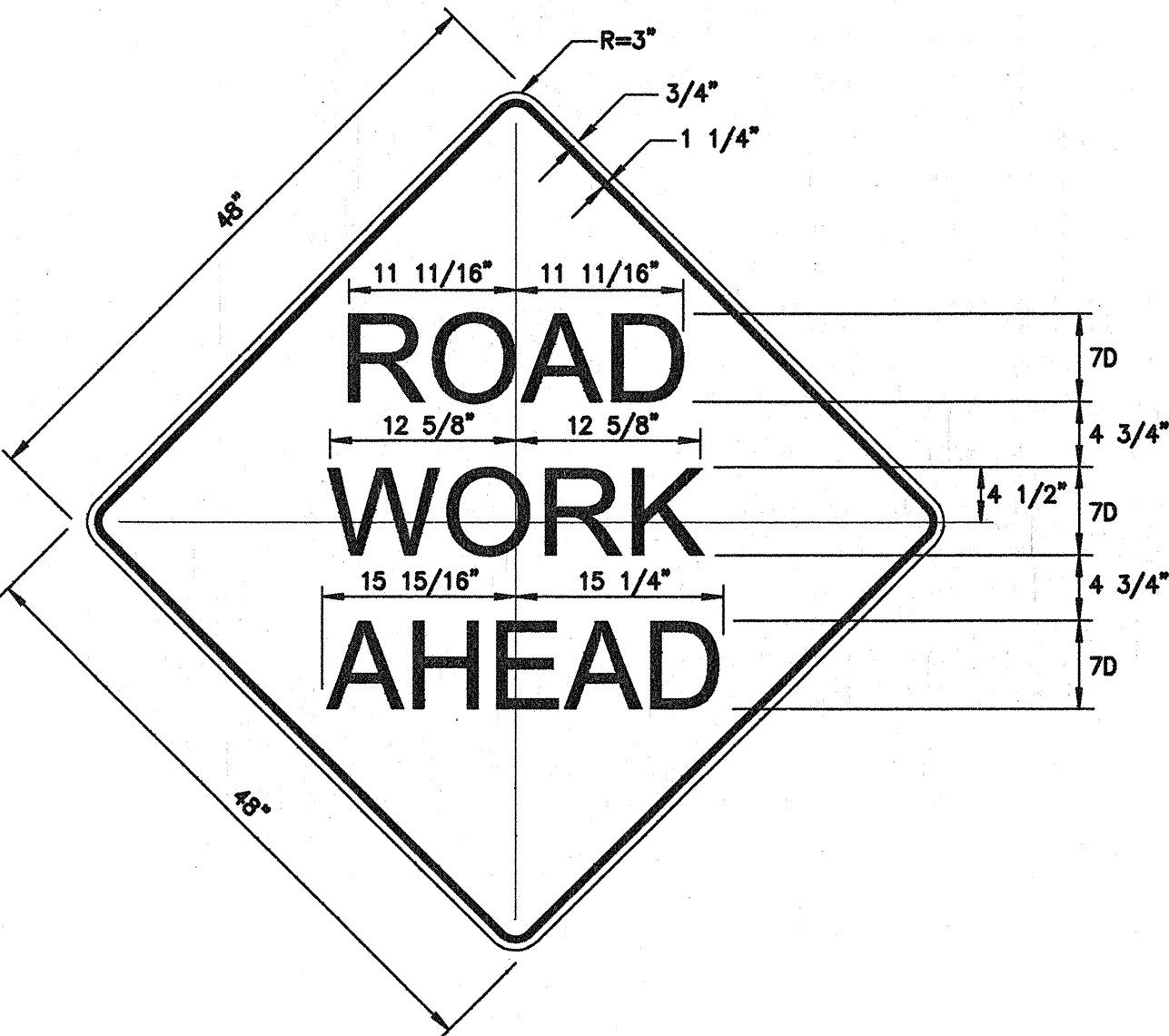
- THE CONTRACTOR SHALL VERIFY THE LOCATIONS AND DIMENSIONS OF EXISTING SIGNS PANELS, SUPPORTS AND FRAMING.
- LETTER SIZE:
 - WHEN LETTERS ARE ALL UPPERCASE, USE SERIES "E" UNLESS OTHERWISE NOTED.
 - WHEN INITIAL UPPERCASE LETTER IS USED IN CONJUNCTION WITH LOWER CASE LETTERS, USE SERIES "E" (M) FOR UPPERCASE LETTER.
- INTERSTATE ROUTE MARKER SYMBOLS SHALL CONFORM TO DETAILS SHOWN ON THE PLANS AND AS SPECIFIED IN THE MUTCD.
- ALL SIGNS SHALL CONFORM TO SECTION 621 OF THE SPECIAL PROVISIONS AND THE LATEST EDITIONS AND AMENDMENTS OF THE FOLLOWING FHWA PUBLICATIONS:
 - "MANUAL ON UNIFORM TRAFFIC CONTROL DEVICES FOR STREETS AND HIGHWAYS" (MUTCD)
 - "STANDARD HIGHWAY SIGNS"
 - "STANDARD ALPHABETS FOR HIGHWAY SIGNS"
- BORDERS, MESSAGES, ARROWS, SYMBOLS AND SHIELD CONFORM TO DETAILS AS SHOWN ON THE PLANS AND AS SPECIFIED IN THE MUTCD.
- SIGNS MESSAGES SHALL BE AS INDICATED ON THE PLANS.
- ALL PANELS SHALL BE REFLECTORIZED IN ACCORDANCE WITH SECTION 712.20 OF THE STANDARD SPECIFICATIONS. MINIMUM WIDTH OF PANELS SHALL BE 2 FEET. ABUTTING EDGES OF PANELS SHALL BE IN ONLY ONE DIRECTION IF VERTICAL ABUTTING EDGES ARE USED, NO HORIZONTAL ABUTTING EDGES SHALL BE ALLOWED AND VICE VERSA.
- CONTRACTOR SHALL SUBMIT ALL SIGN SPlicing DETAILS TO THE ENGINEER FOR APPROVAL. ALL BACKING FOR SIGNS 4 FEET BY 6 FEET OR LESS SHALL BE OF ONE SHEET.
- ALL SIGNS SHALL BE PROVIDED W/ FRAME STIFFENERS IN ACCORDANCE WITH TE-03 OF THE STANDARD PLANS.
- DESTINATION SIGNS SHALL BE INSTALLED WITH FLANGED CHANNEL POSTS (4.00 LBS./FT.), 3-POST INSTALLATION, UNLESS SHOWN OTHERWISE ON THE PLANS.



CROSSWALK STRIPING DETAIL
NOT TO SCALE

NOTES:

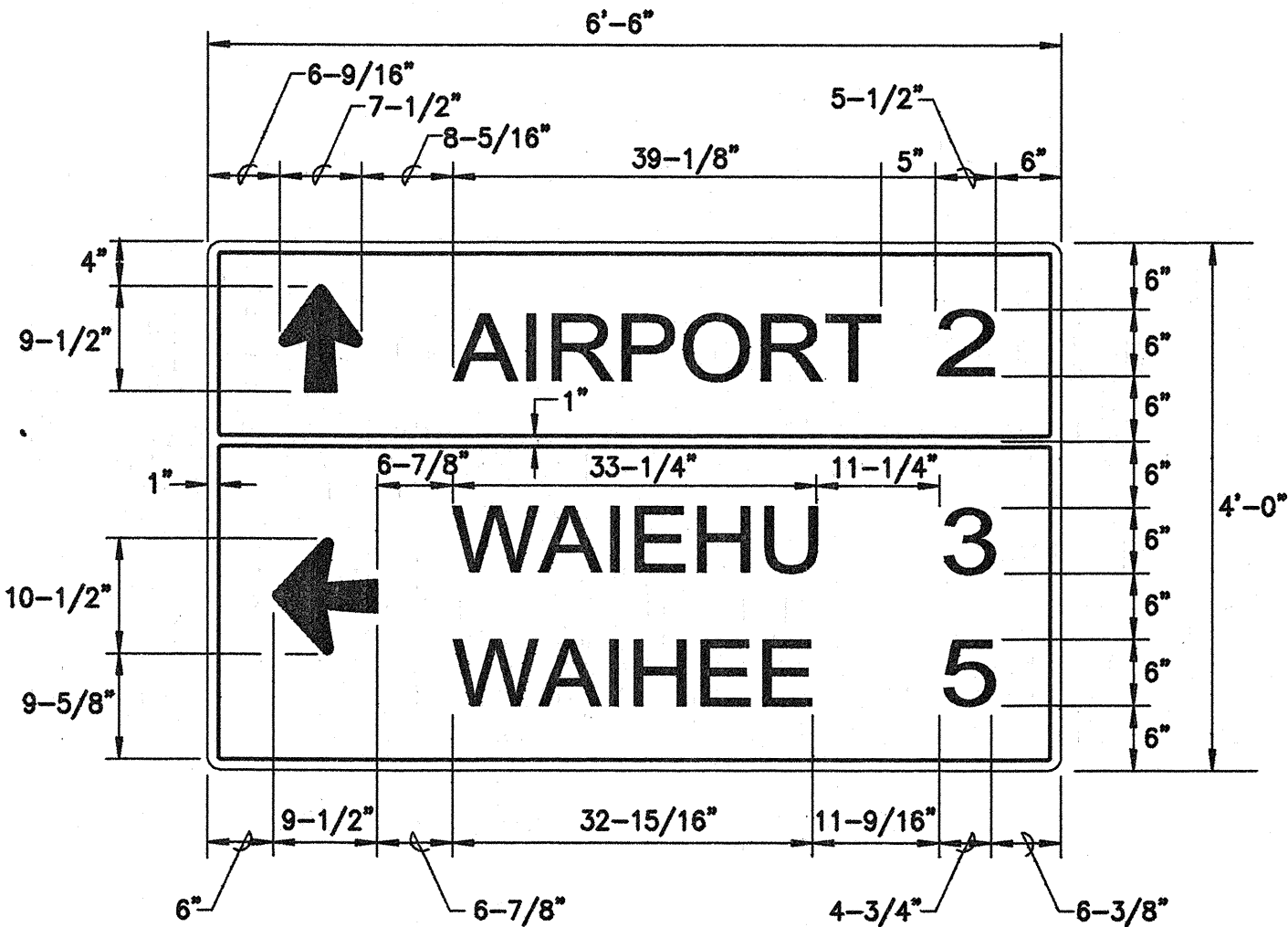
- LAYOUT OF PAVEMENT MARKINGS AND STRIPING SHALL BE DONE BY THE CONTRACTOR AND APPROVED BY THE ENGINEER PRIOR TO ANY INSTALLATION WORK.
- EXISTING PAVEMENT MARKINGS NOT INCORPORATED IN THE FINAL TRAFFIC PATTERN SHALL BE REMOVED AS DIRECTED BY THE ENGINEER. COSTS SHALL BE INCIDENTAL TO THE VARIOUS PAVEMENT MARKING ITEMS.
- RAISED PAVEMENT MARKERS SHALL NOT BE INSTALLED WITHIN CROSSWALKS.
- FINAL LOCATIONS OF ALL SIGNS SHALL BE APPROVED BY THE ENGINEER PRIOR TO ANY INSTALLATION WORK.
- EXISTING SIGNS NOT SHOWN ON THESE PLANS SHALL REMAIN AS POSTED UNLESS OTHERWISE DIRECTED BY THE ENGINEER. REMOVAL AND DISPOSAL OF EXISTING SIGNS AND/OR POSTS AS DESIGNATED ON THESE PLANS SHALL BE INCIDENTAL TO THE VARIOUS SIGNING ITEMS.
- FINAL LOCATIONS OF ALL STOP LINES SHALL BE APPROVED BY THE ENGINEER PRIOR TO INSTALLATION.
- ALL PAVEMENT STRIPING SHALL BE AS NOTED ON THE LEGEND OR PLANS.
- ALL PREFORMED PAVEMENT MARKING TAPES OVER EXISTING PAVEMENT SHALL BE APPLIED WITH AN APPROVED PRIMER AS RECOMMENDED BY THE TAPE MANUFACTURER AND AS APPROVED BY THE ENGINEER. THE PRIMER SHALL BE ALLOWED TO DRY TO THE TACKY STAGE PRIOR TO TAPE APPLICATION.
- THE CONTRACTOR SHALL ERECT AT THE BEGINNING OF THE PROJECT AND AT THE END OF THE PROJECT ADVANCE CONSTRUCTION WARNING SIGNS AS INDICATED ON THE PLANS OR AS DIRECTED BY THE ENGINEER FOR THE DURATION OF THE HIGHWAY PROJECT AND SHALL BE MAINTAINED BY THE CONTRACTOR. THESE SIGNS SHALL BE PLACED IN ADDITION TO THE REQUIRED TRAFFIC CONTROL SIGNS CALLED FOR IN SECTION 645-TRAFFIC CONTROL. THE ADVANCE CONSTRUCTION WARNING SIGNS SHALL BE NEW AND BECOME THE PROPERTY OF THE STATE. THE CONTRACTOR SHALL REMOVE, CLEAN, AND DELIVER THE SIGNS AND POSTS TO THE MAUI DISTRICT BASEYARD OR AS DIRECTED BY THE ENGINEER AT THE END OF THE PROJECT.



CW20-1A(d)

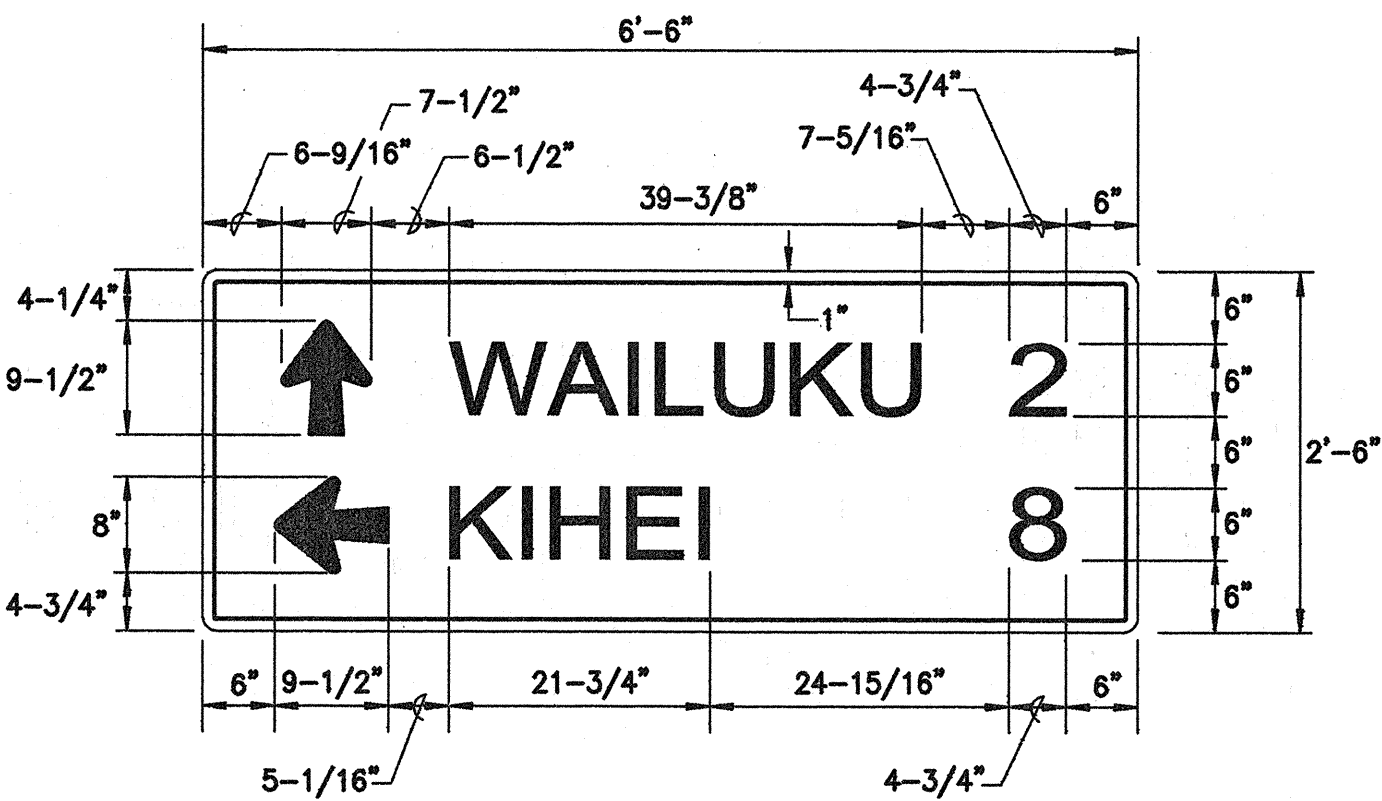
NOT TO SCALE

COLORS:
LEGEND: BLACK (NON-REFL.)
BACKGROUND: ORANGE



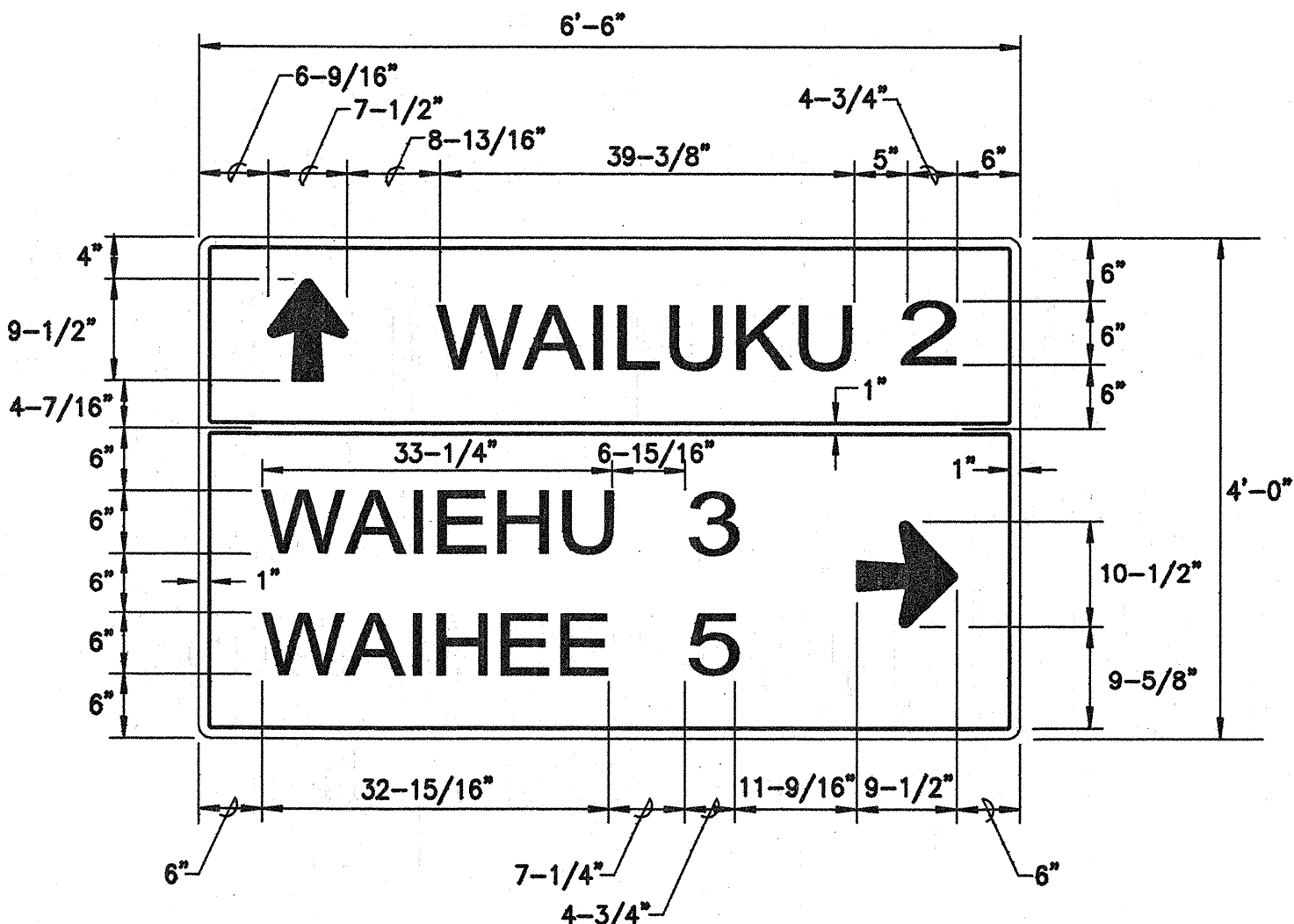
DETAIL - ROAD SIGN D-1

SCALE: 3/4" = 1'-0"



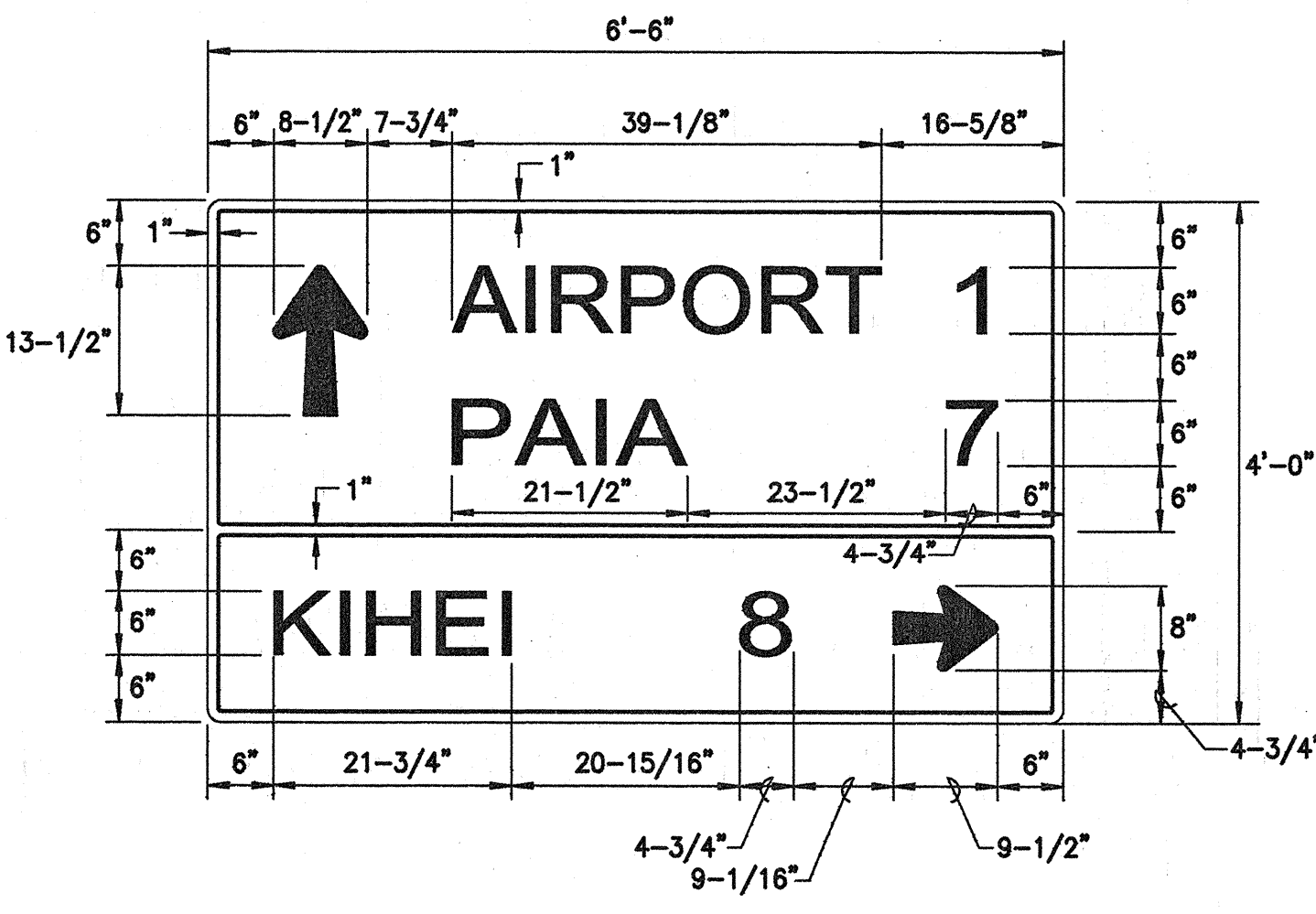
DETAIL - ROAD SIGN D-4

SCALE: 3/4" = 1'-0"



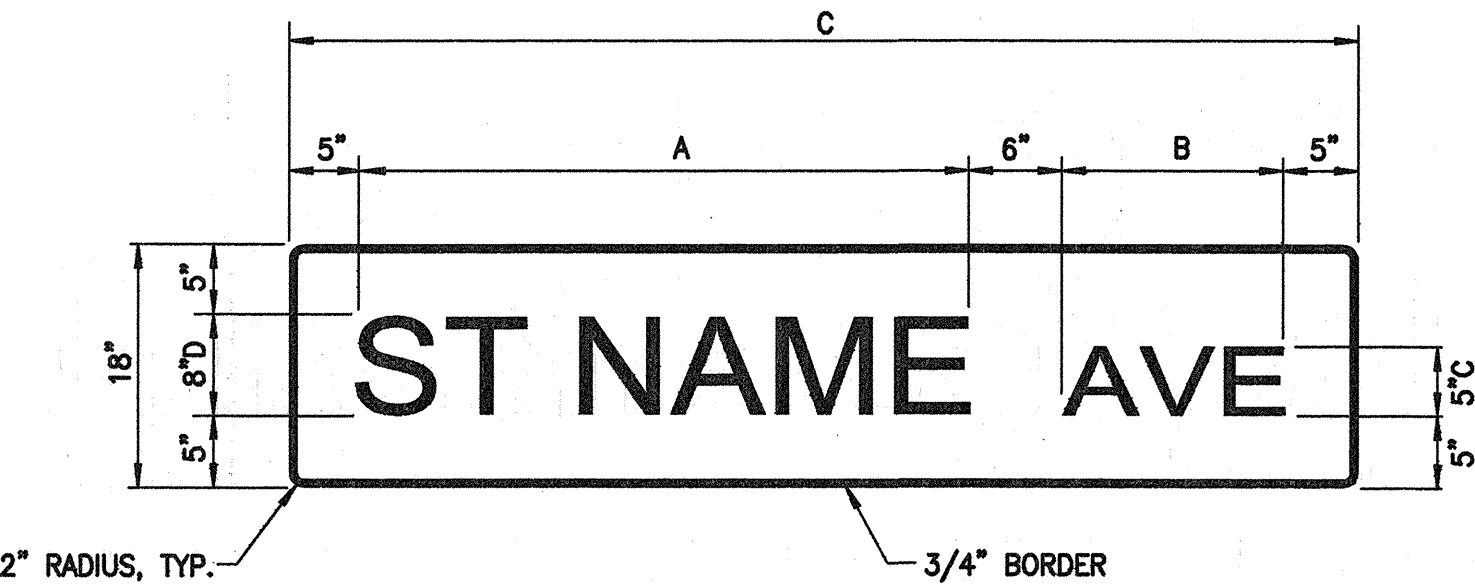
DETAIL - ROAD SIGN D-2

SCALE: 3/4" = 1'-0"



DETAIL - ROAD SIGN D-3

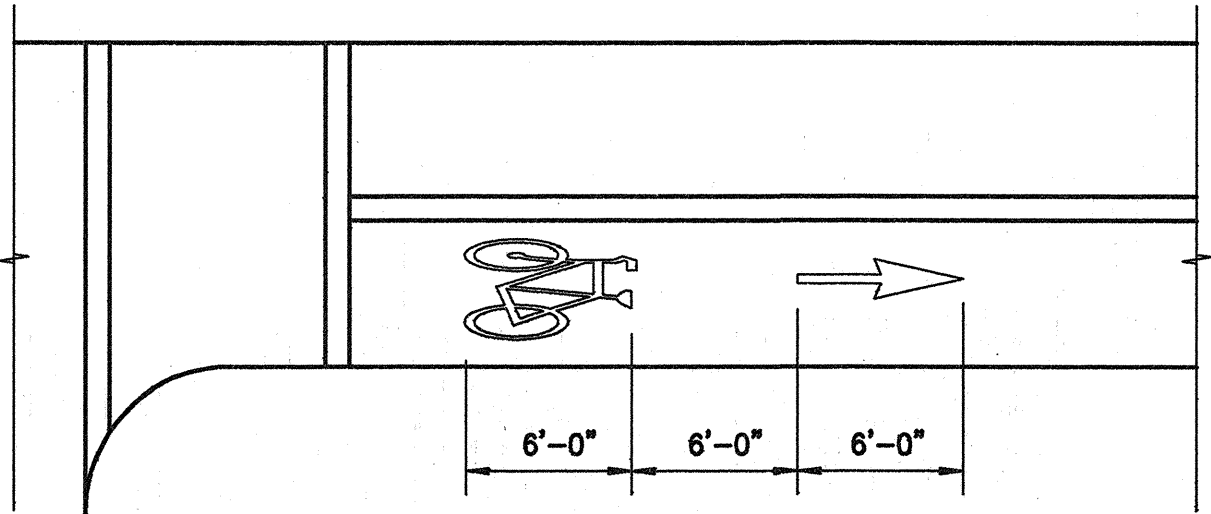
SCALE: 3/4" = 1'-0"



STREET NAME SIGN DETAIL

NOT TO SCALE

ST NAME	A	B	C
PAPA AVE	2'-5"	10"	4'-7"
WAKEA AVE	2'-11"	10"	5'-1"
LONO AVE	2'-3"	10"	4'-5"
PUUNENE AVE	4'-0"	10"	6'-2"
WHARF ST	3'-0"	6"	5'-2"




DETAIL - BIKE LANE STRIPING

NOT TO SCALE

NOTES:

The bicycle rider symbol or the word pavement marking "BIKE LANE" may be used instead of the bicycle-only symbol.



THIS WORK WAS PREPARED BY ME
OR UNDER MY SUPERVISION
Signature

STATE OF HAWAII
DEPARTMENT OF TRANSPORTATION
HIGHWAYS DIVISION
PAVEMENT MARKING DETAILS,
NOTES AND SIGN PANEL LAYOUT

MAIN STREET RESURFACING
CENTRAL AVENUE TO KAAHUMANU AVENUE
AND
KAAHUMANU AVENUE RESURFACING
MAIN STREET TO HOBSON AVENUE
Fed. Aid Project No. NH-032-1(8)

SCALE: AS NOTED

SHEET No. 1 OF 1 SHEETS