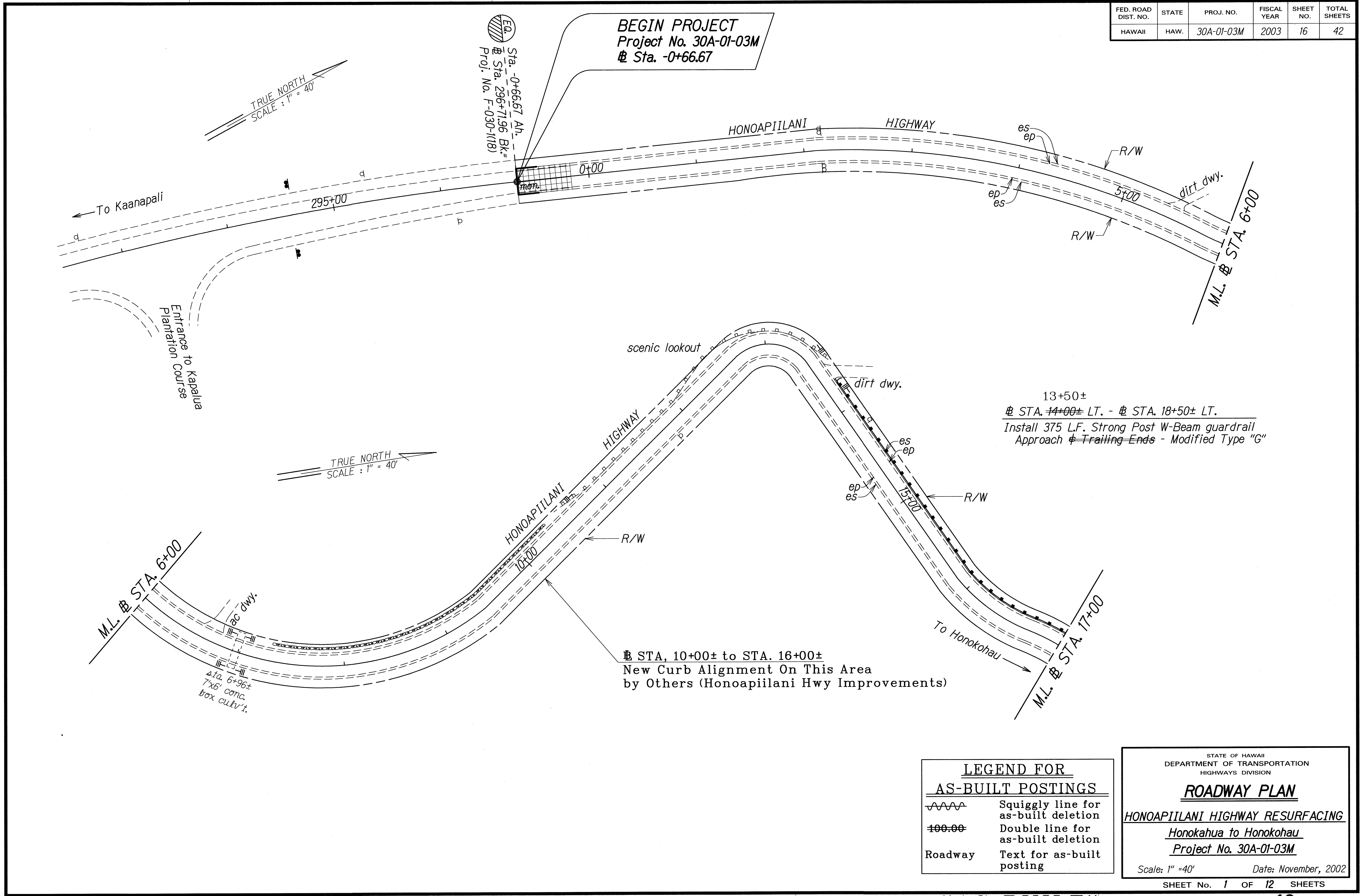


FED. ROAD DIST. NO.	STATE	PROJ. NO.	FISCAL YEAR	SHEET NO.	TOTAL SHEETS
HAWAII	HAW.	30A-01-03M	2003	16	42



ORIGINAL PLAN	DATE	11/02
SURVEY PLOTTED BY		
DRAWN BY		
TRACED BY		
NOTES BY		
QUANTITIES BY		
CHECKED BY		

LEGEND FOR AS-BUILT POSTINGS	
	Squiggly line for as-built deletion
	Double line for as-built deletion
Roadway	Text for as-built posting

STATE OF HAWAII
DEPARTMENT OF TRANSPORTATION
HIGHWAYS DIVISION

ROADWAY PLAN

HONOAPIILANI HIGHWAY RESURFACING

Honokahua to Honokohau

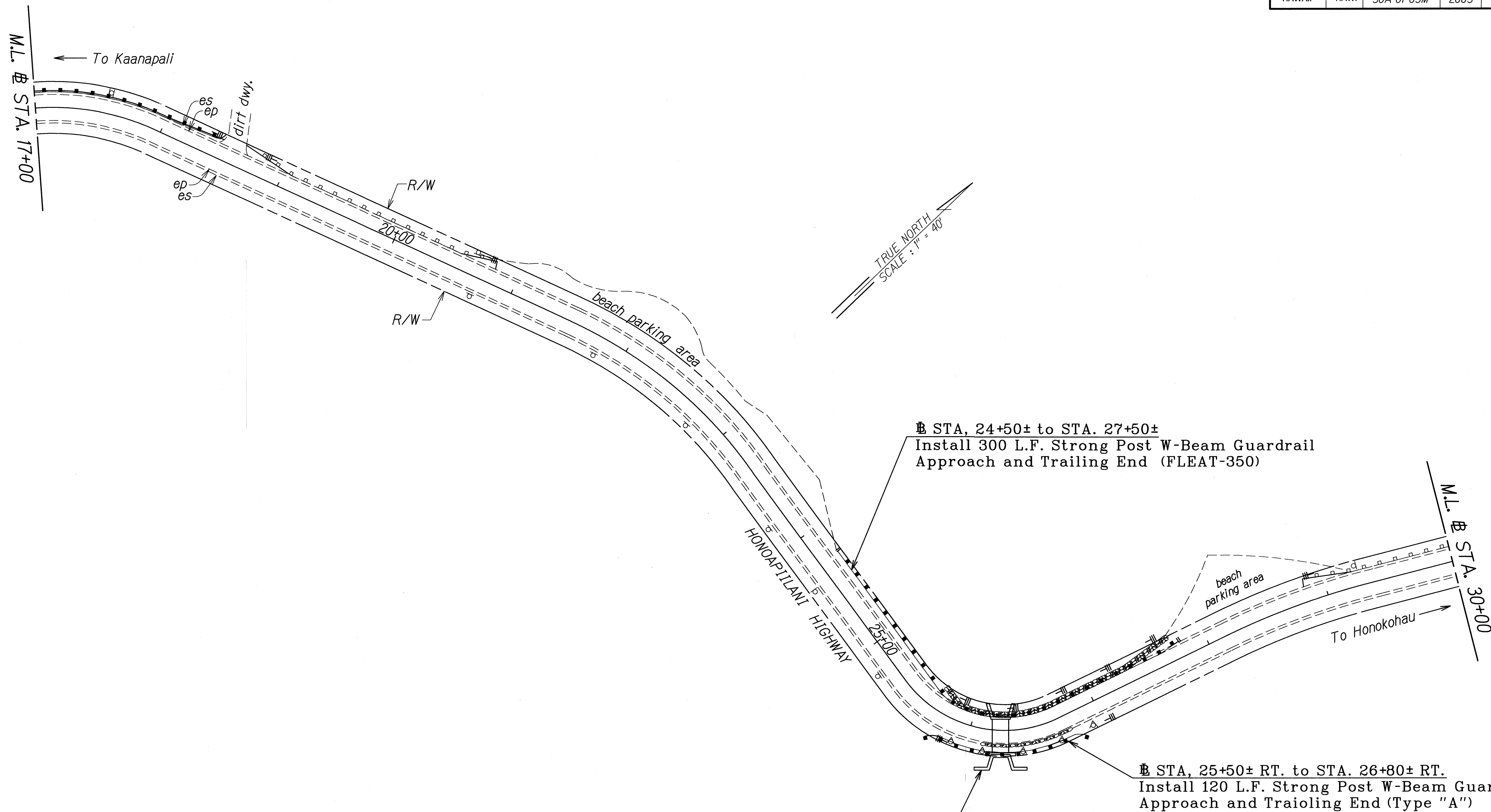
Project No. 30A-01-03M

Scale: 1" = 40' Date: November, 2002

SHEET No. 1 OF 12 SHEETS

"AS-BUILT"

FED. ROAD DIST. NO.	STATE	PROJ. NO.	FISCAL YEAR	SHEET NO.	TOTAL SHEETS
HAWAII	HAW.	30A-01-03M	2003	17	42



± STA, 24+50± to STA. 27+50±
Install 300 L.F. Strong Post W-Beam Guardrail
Approach and Trailing End (FLEAT-350)

± STA, 25+50± RT. to STA. 26+80± RT.
Install 120 L.F. Strong Post W-Beam Guardrail
Approach and Traioling End (Type "A")

New Reinforced Concrete Structure
(Inlet and Outlet) By Others.
See Attached Plan for Details
(Honoapiilani Hwy Improvements)

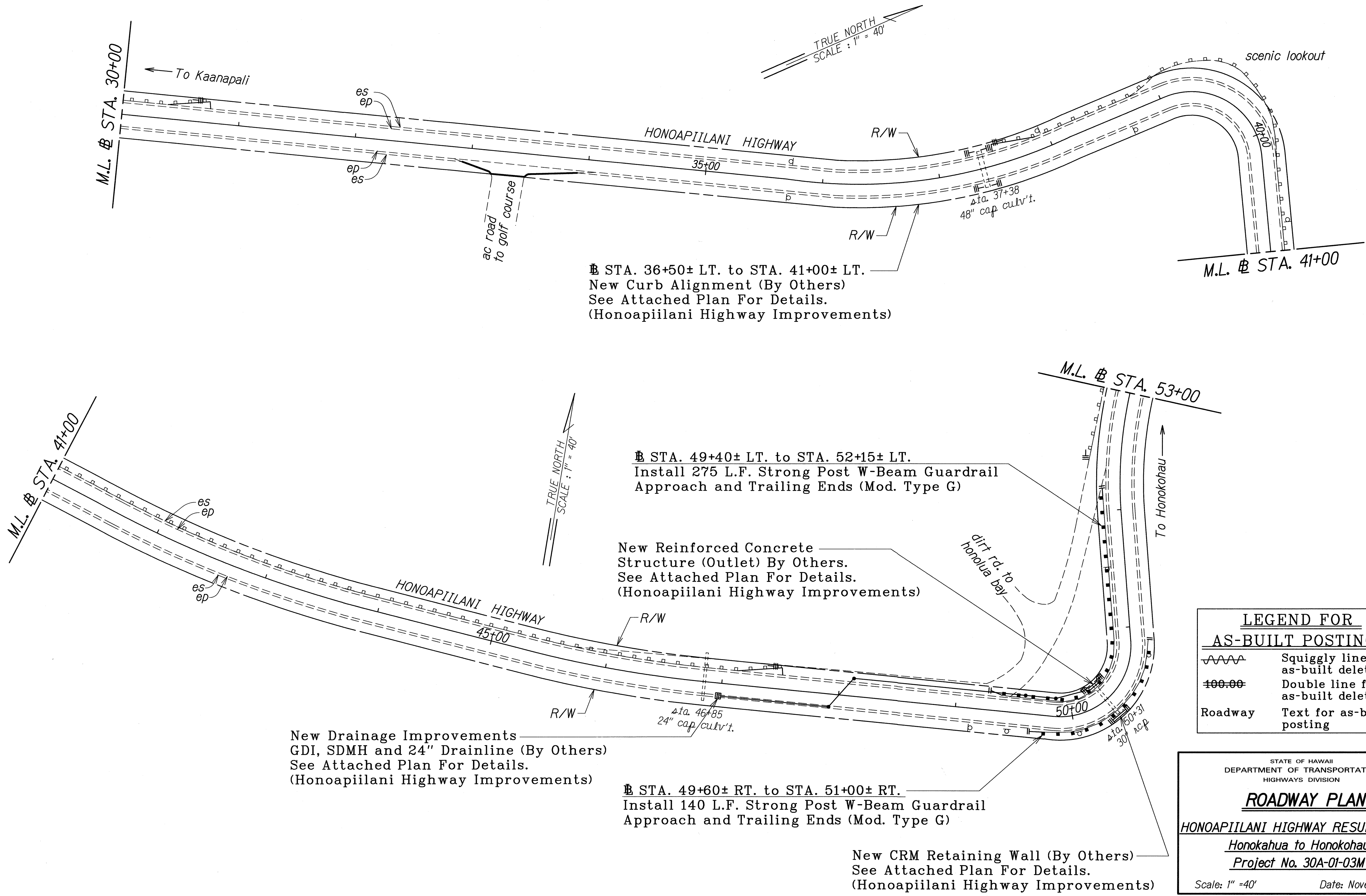
LEGEND FOR AS-BUILT POSTINGS	
	Squiggly line for as-built deletion
	Double line for as-built deletion
Roadway	Text for as-built posting

STATE OF HAWAII
DEPARTMENT OF TRANSPORTATION
HIGHWAYS DIVISION

ROADWAY PLAN
HONOAPIILANI HIGHWAY RESURFACING
Honokahua to Honokohau
Project No. 30A-01-03M
Scale: 1" = 40' Date: November, 2002
SHEET No. 2 OF 12 SHEETS

"AS-BUILT"

FED. ROAD DIST. NO.	STATE	PROJ. NO.	FISCAL YEAR	SHEET NO.	TOTAL SHEETS
HAWAII	HAW.	30A-01-03M	2003	18	42



ORIGINAL PLAN	SURVEY PLOTTED BY	DATE
NOTED	DRAWN BY	11/02
DESIGNED BY	TRACED BY	
CHECKED BY	DESIGNED BY	
APPROVED BY	CHECKED BY	

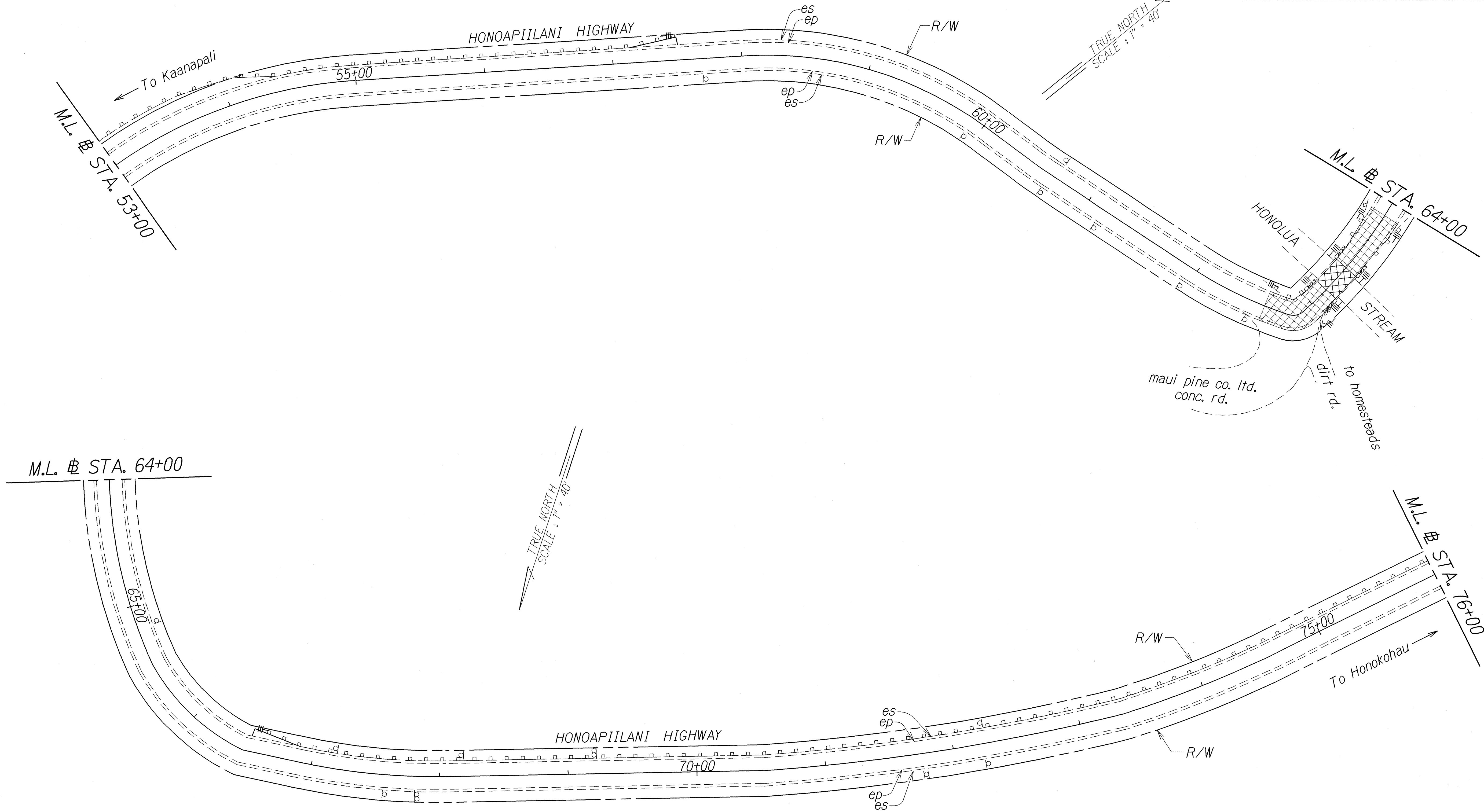
LEGEND FOR AS-BUILT POSTINGS	
	Squiggly line for as-built deletion
	Double line for as-built deletion
Roadway	Text for as-built posting

STATE OF HAWAII
DEPARTMENT OF TRANSPORTATION
HIGHWAYS DIVISION

ROADWAY PLAN
HONOAPIILANI HIGHWAY RESURFACING
Honokahua to Honokohau
Project No. 30A-01-03M
Scale: 1" = 40' Date: November, 2002
SHEET No. 3 OF 12 SHEETS

"AS-BUILT"

FED. ROAD DIST. NO.	STATE	PROJ. NO.	FISCAL YEAR	SHEET NO.	TOTAL SHEETS
HAWAII	HAW.	30A-01-03M	2003	19	42



ORIGINAL PLAN	DATE
DESIGNED BY	11/02
NOTED BY	
QUANTITIES BY	
CHECKED BY	

STATE OF HAWAII
DEPARTMENT OF TRANSPORTATION
HIGHWAYS DIVISION

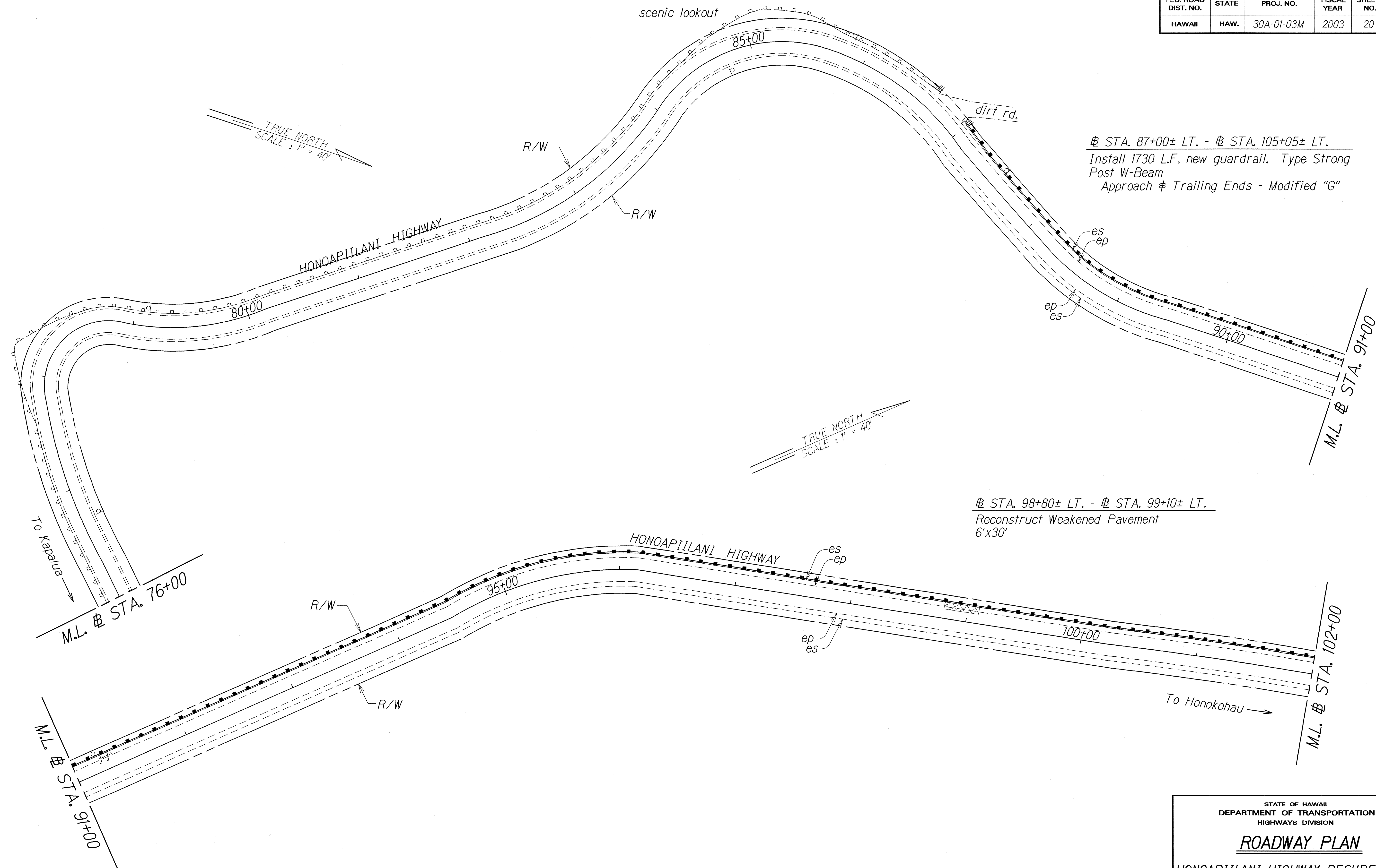
ROADWAY PLAN

HONOAPIILANI HIGHWAY RESURFACING
Honokahua to Honokohau
Project No. 30A-01-03M

Scale: 1" = 40' Date: November, 2002

SHEET No. 4 OF 12 SHEETS

FED. ROAD DIST. NO.	STATE	PROJ. NO.	FISCAL YEAR	SHEET NO.	TOTAL SHEETS
HAWAII	HAW.	30A-01-03M	2003	20	42



± STA. 87+00± LT. - ± STA. 105+05± LT.
Install 1730 L.F. new guardrail. Type Strong
Post W-Beam
Approach & Trailing Ends - Modified "G"

± STA. 98+80± LT. - ± STA. 99+10± LT.
Reconstruct Weakened Pavement
6'x30'

DESIGNED BY	DATE
TRACED BY	11/02
DESIGNED BY	
TRACED BY	
DESIGNED BY	
TRACED BY	
DESIGNED BY	
TRACED BY	
DESIGNED BY	
TRACED BY	

STATE OF HAWAII
DEPARTMENT OF TRANSPORTATION
HIGHWAYS DIVISION

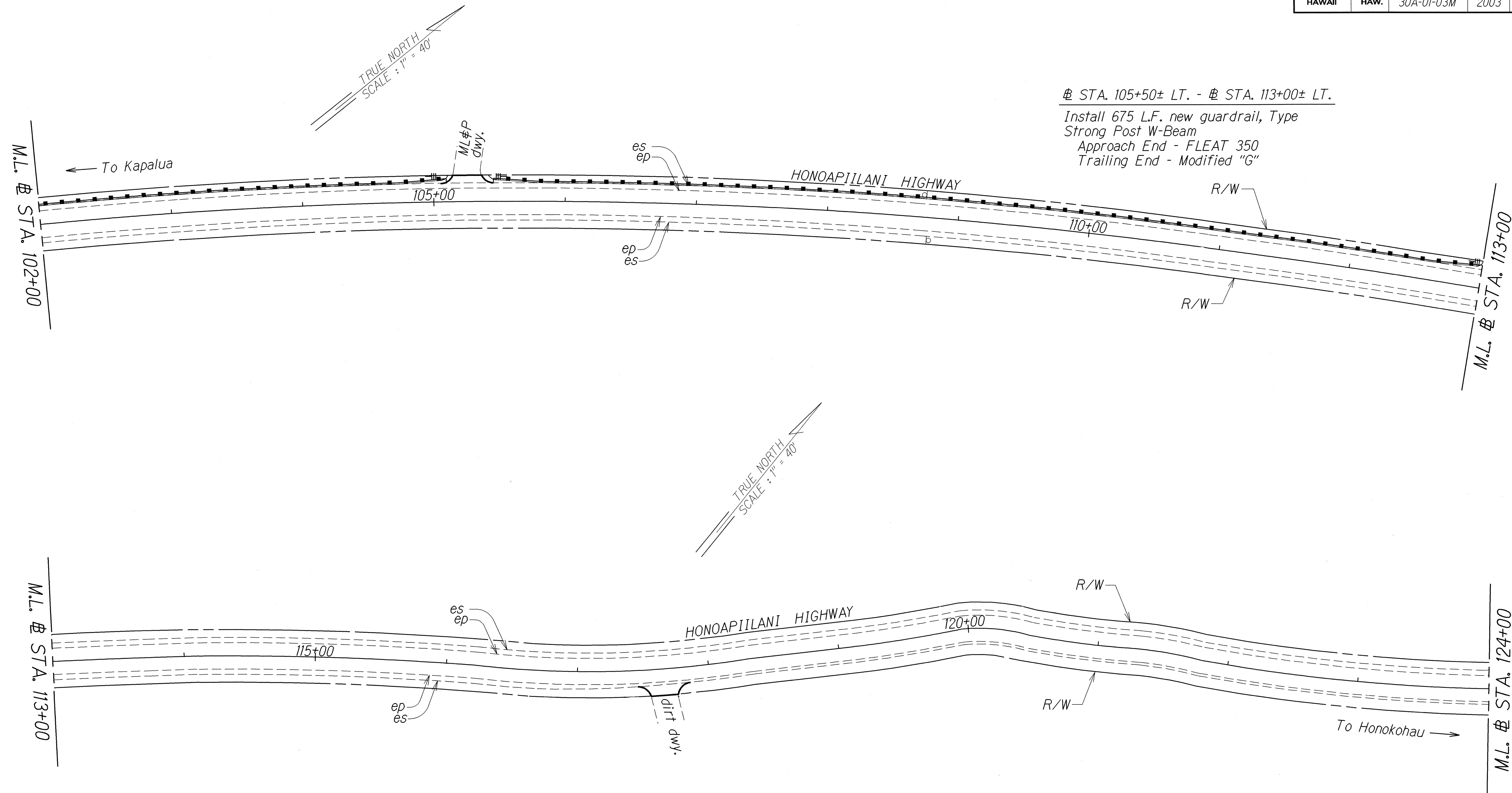
ROADWAY PLAN

HONOAPIILANI HIGHWAY RESURFACING
Honokahua to Honokohau
Project No. 30A-01-03M

Scale: 1" = 40' Date: November, 2002

SHEET No. 5 OF 12 SHEETS

FED. ROAD DIST. NO.	STATE	PROJ. NO.	FISCAL YEAR	SHEET NO.	TOTAL SHEETS
HAWAII	HAW.	30A-01-03M	2003	21	42



ORIGINAL PLAN	DATE
DESIGNED BY	11/02
TRACED BY	
NOTE BOOK	
DESIGNED BY	
QUANTITIES BY	
CHECKED BY	

STATE OF HAWAII
DEPARTMENT OF TRANSPORTATION
HIGHWAYS DIVISION

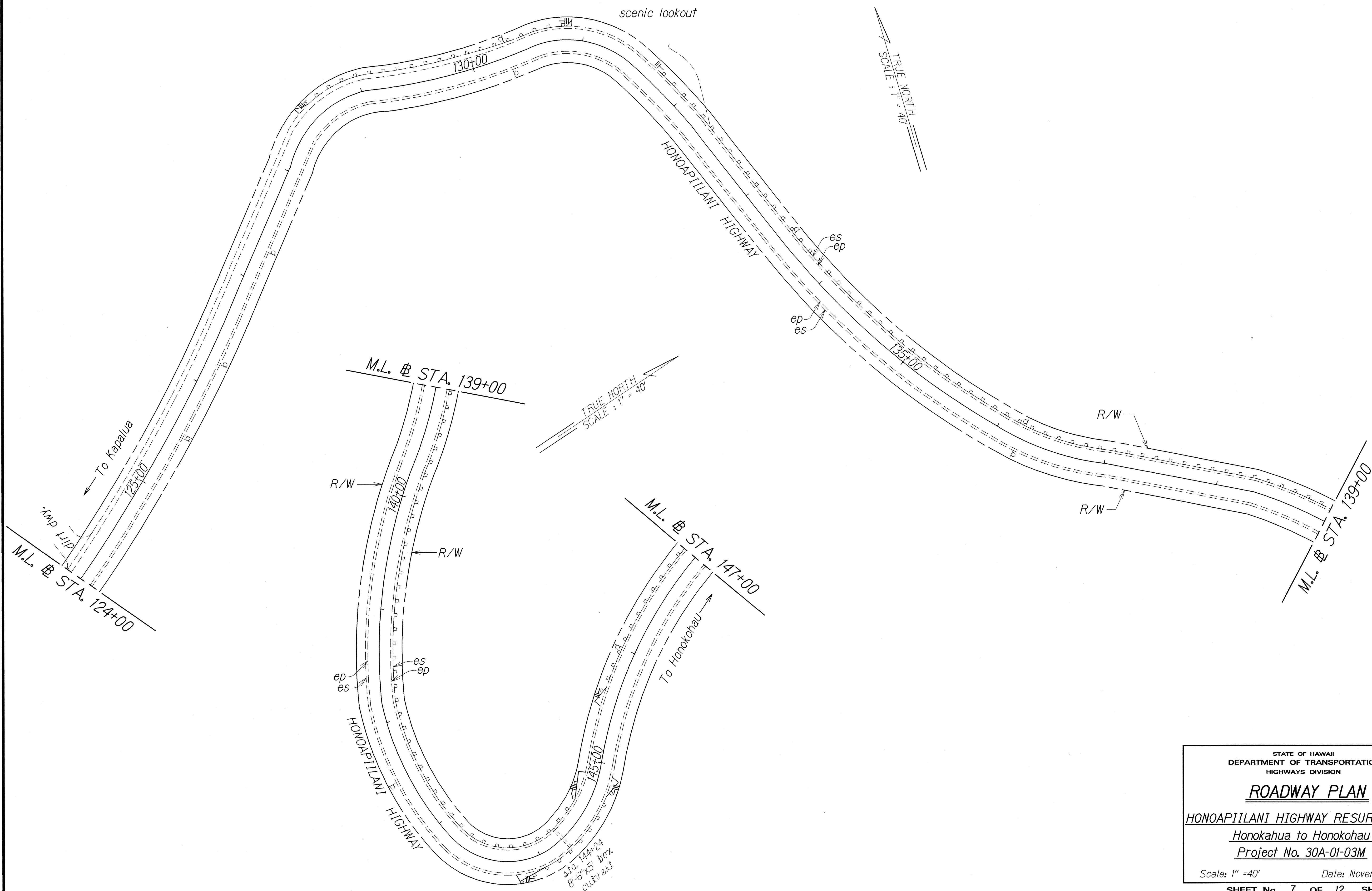
ROADWAY PLAN

HONOAPIILANI HIGHWAY RESURFACING
Honokahua to Honokohau
Project No. 30A-01-03M

Scale: 1" = 40' Date: November, 2002

SHEET No. 6 OF 12 SHEETS

FED. ROAD DIST. NO.	STATE	PROJ. NO.	FISCAL YEAR	SHEET NO.	TOTAL SHEETS
HAWAII	HAW.	30A-01-03M	2003	22	42



ORIGINAL PLAN	DATE
DESIGNED BY	11/02
TRACED BY	
NOTED BY	
QUANTITIES BY	
CHECKED BY	

STATE OF HAWAII
DEPARTMENT OF TRANSPORTATION
HIGHWAYS DIVISION

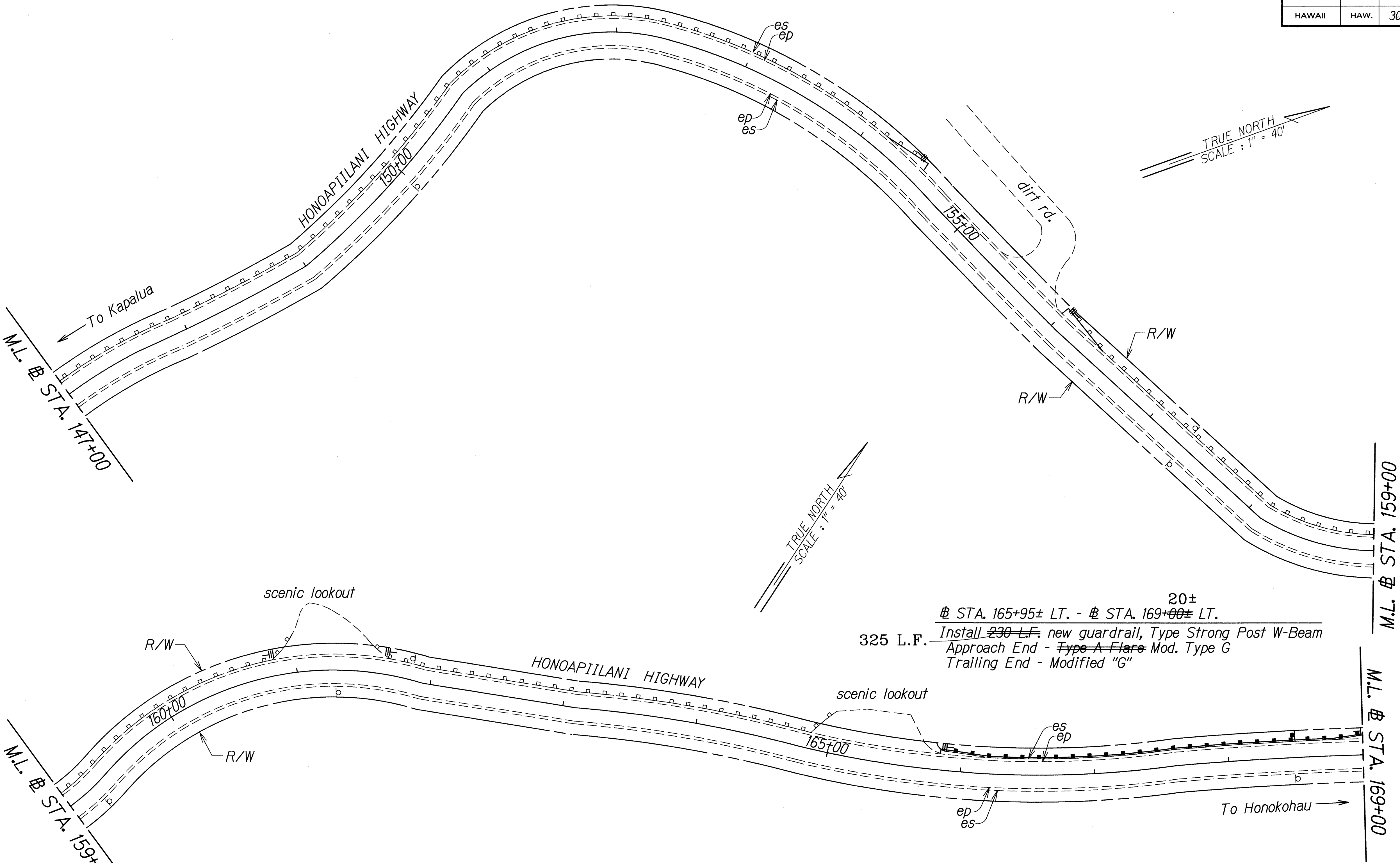
ROADWAY PLAN

HONOAPIILANI HIGHWAY RESURFACING
Honokahua to Honokohau
Project No. 30A-01-03M

Scale: 1" = 40' Date: November, 2002

SHEET No. 7 OF 12 SHEETS

FED. ROAD DIST. NO.	STATE	PROJ. NO.	FISCAL YEAR	SHEET NO.	TOTAL SHEETS
HAWAII	HAW.	30A-01-03M	2003	23	42



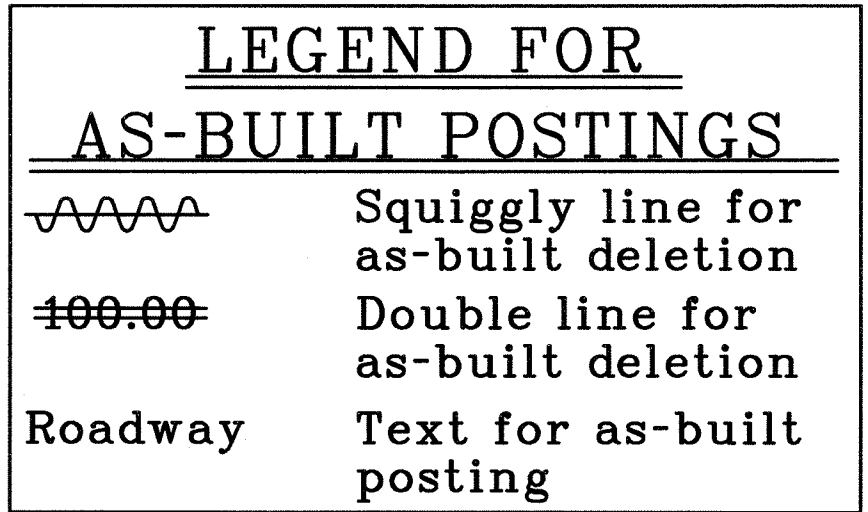
ORIGINAL PLAN	SURVEY PLOTTED BY	DATE
NOTED	DRAWN BY	11/02
DESIGNED BY	TRACED BY	
CHECKED BY	DESIGNED BY	
CHECKED BY	CHECKED BY	

20±
 STA. 165+95± LT. - STA. 169+00± LT.
 325 L.F. Install ~~230~~ L.F. new guardrail, Type Strong Post W-Beam
 Approach End - Type A Flare Mod. Type G
 Trailing End - Modified "G"

LEGEND FOR AS-BUILT POSTINGS	
	Squiggly line for as-built deletion
	Double line for as-built deletion
Roadway	Text for as-built posting

STATE OF HAWAII
 DEPARTMENT OF TRANSPORTATION
 HIGHWAYS DIVISION

ROADWAY PLAN
 HONOAPIILANI HIGHWAY RESURFACING
 Honokahua to Honokohau
 Project No. 30A-01-03M
 Scale: 1" = 40' Date: November, 2002
 SHEET No. 8 OF 12 SHEETS



STATE OF HAWAII
DEPARTMENT OF TRANSPORTATION
HIGHWAYS DIVISION

ROADWAY PLAN

HONOAPIILANI HIGHWAY RESURFACING

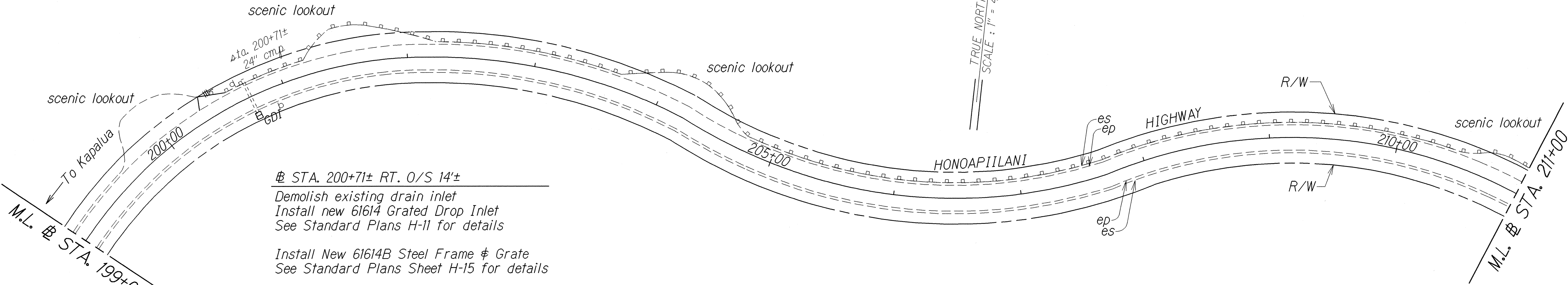
Honokahua to Honokohau

Project No. 30A-01-03M

Scale: 1" = 40' Date: November, 2002

SHEET No. 9 OF 12 SHEETS

FED. ROAD DIST. NO.	STATE	PROJ. NO.	FISCAL YEAR	SHEET NO.	TOTAL SHEETS
HAWAII	HAW.	30A-01-03M	2003	25	42

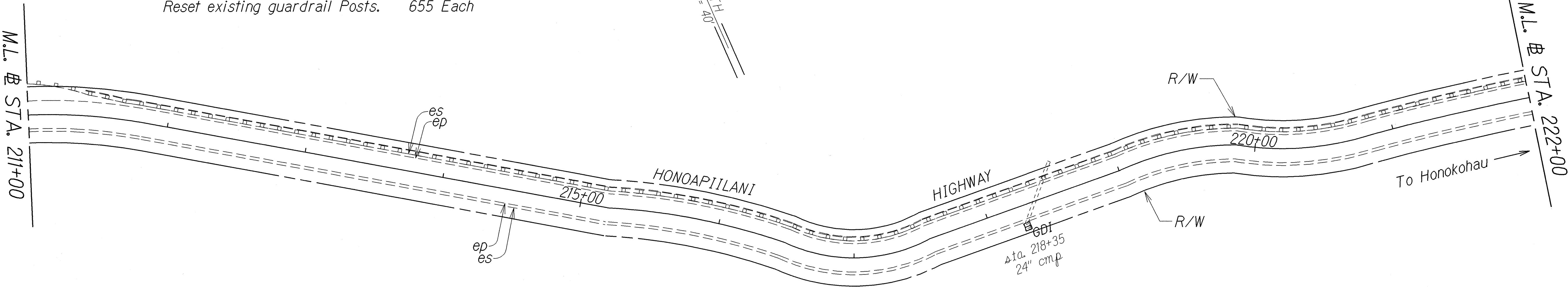


@ STA. 200+71± RT. O/S 14'±
 Demolish existing drain inlet
 Install new 61614 Grated Drop Inlet
 See Standard Plans H-11 for details

 Install New 61614B Steel Frame & Grate
 See Standard Plans Sheet H-15 for details

ESTIMATED QUANTITIES
 Type 61614 GDI (3.00 Ft. to 3.99 Ft.) 1 EA

@ STA. 211+50± to @STA. 234+40± LT.
 Reset existing guardrail Posts. 655 Each



@ STA. 218+35± RT. O/S 14'±
 Demolish existing drain inlet
 Install new 61614 Grated Drop Inlet
 See Standard Plans H-11 for details

 Install New 61614B Steel Frame & Grate
 See Standard Plans Sheet H-15 for details

ESTIMATED QUANTITIES
 Type 61614 GDI (3.00 Ft. to 3.99 Ft.) 1 EA

ORIGINAL PLAN	DATE
DESIGNED BY	11/02
NOTED BY	
QUANTITIES BY	
CHECKED BY	

STATE OF HAWAII
DEPARTMENT OF TRANSPORTATION
HIGHWAYS DIVISION

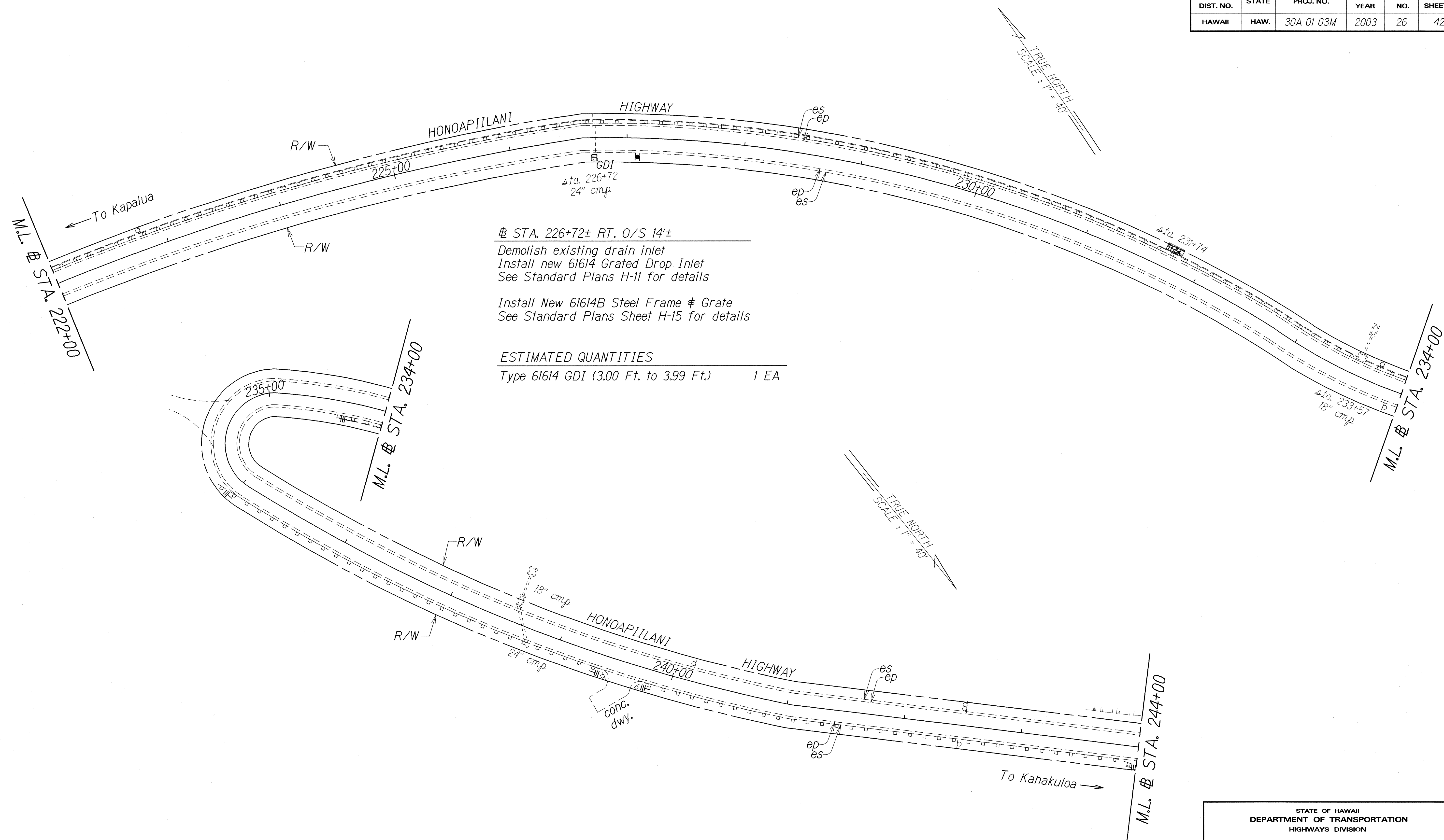
ROADWAY PLAN

HONOAPIILANI HIGHWAY RESURFACING
Honokahua to Honokohau
Project No. 30A-01-03M

Scale: 1" = 40'
Date: November, 2002

SHEET No. 10 OF 12 SHEETS

FED. ROAD DIST. NO.	STATE	PROJ. NO.	FISCAL YEAR	SHEET NO.	TOTAL SHEETS
HAWAII	HAW.	30A-01-03M	2003	26	42



STA. 226+72± RT. 0/S 14'±
 Demolish existing drain inlet
 Install new 61614 Grated Drop Inlet
 See Standard Plans H-II for details

Install New 61614B Steel Frame # Grate
 See Standard Plans Sheet H-15 for details

ESTIMATED QUANTITIES
 Type 61614 GDI (3.00 Ft. to 3.99 Ft.) 1 EA

ORIGINAL PLAN	DATE 11/02
NOTE BOOK	DESIGNED BY <i>lm</i>
QUANTITIES BY <i>me/ly</i>	CHECKED BY <i>me/ly</i>

STATE OF HAWAII
DEPARTMENT OF TRANSPORTATION
HIGHWAYS DIVISION

ROADWAY PLAN

HONOAPIILANI HIGHWAY RESURFACING

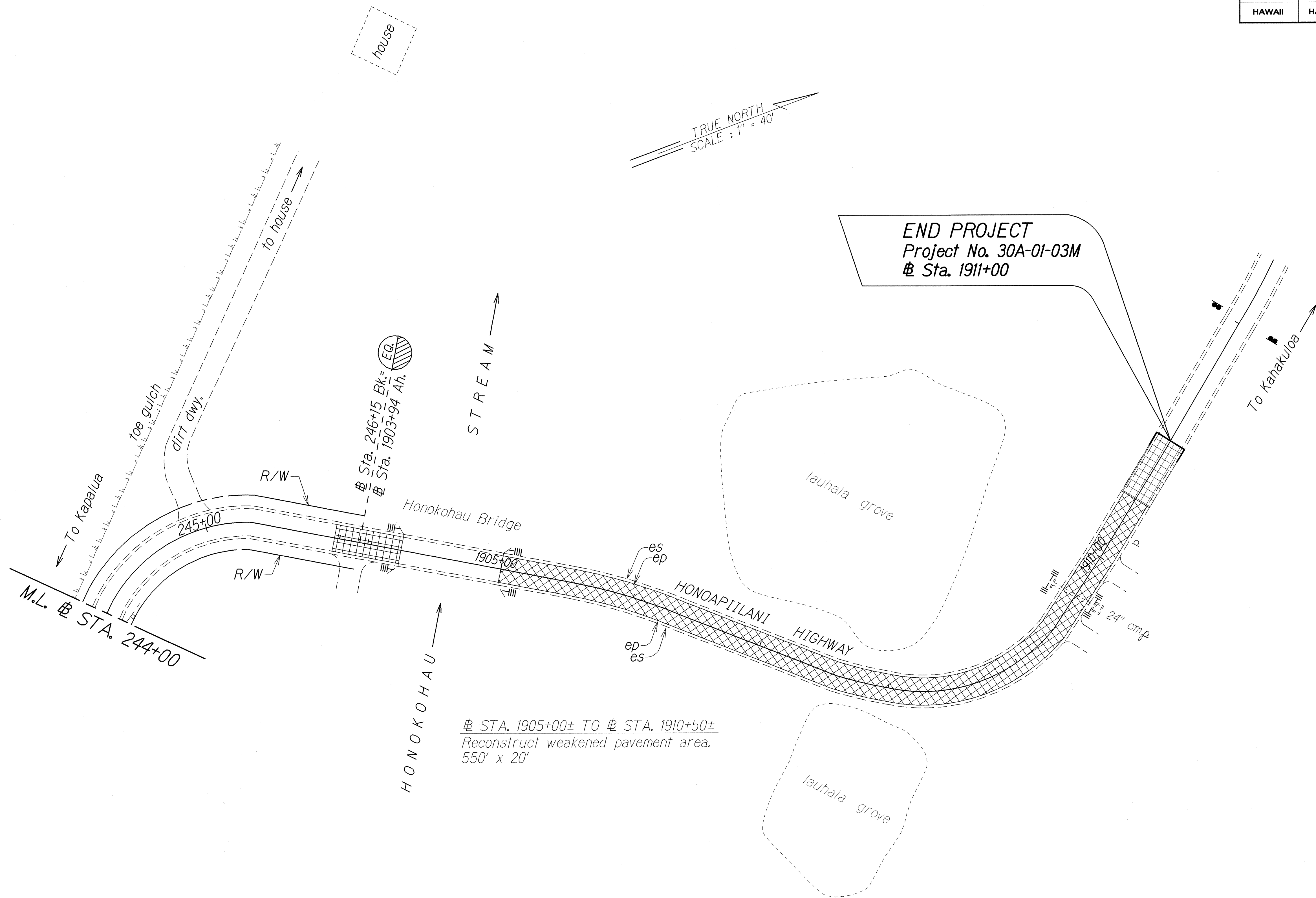
Honokahua to Honokohau

Project No. 30A-01-03M

Scale: 1" = 40' Date: November, 2002

SHEET No. 11 OF 12 SHEETS

FED. ROAD DIST. NO.	STATE	PROJ. NO.	FISCAL YEAR	SHEET NO.	TOTAL SHEETS
HAWAII	HAW.	30A-01-03M	2003	27	42



ORIGINAL PLAN	DATE 11/02
NOTE BOOK	
DESIGNED BY Jim	
QUANTITIES BY	
CHECKED BY	

STATE OF HAWAII
DEPARTMENT OF TRANSPORTATION
HIGHWAYS DIVISION

ROADWAY PLAN

HONOAPIILANI HIGHWAY RESURFACING

Honokahua to Honokohau

Project No. 30A-01-03M

Scale: 1" = 40' Date: November, 2002

SHEET No. 12 OF 12 SHEETS