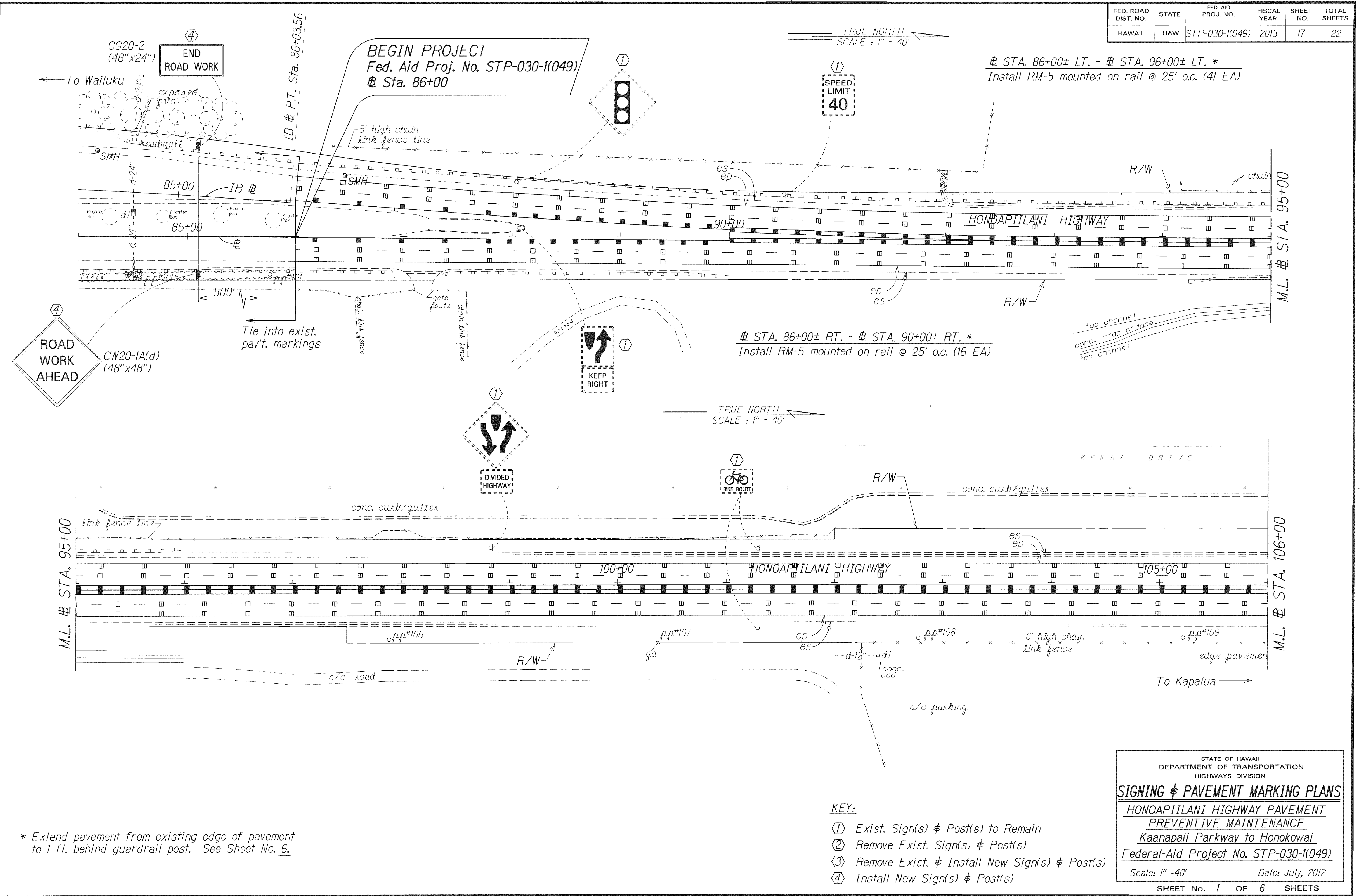


|                     |       |                    |             |           |              |
|---------------------|-------|--------------------|-------------|-----------|--------------|
| FED. ROAD DIST. NO. | STATE | FED. AID PROJ. NO. | FISCAL YEAR | SHEET NO. | TOTAL SHEETS |
| HAWAII              | HAW.  | STP-030-1(049)     | 2013        | 17        | 22           |



\* Extend pavement from existing edge of pavement to 1 ft. behind guardrail post. See Sheet No. 6.

|                   |      |
|-------------------|------|
| ORIGINAL PLAN     | DATE |
| SURVEY PLOTTED BY | 7/12 |
| TRACED BY         |      |
| DESIGNED BY       |      |
| NOTE BOOK         |      |
| QUANTITIES BY     |      |
| CHECKED BY        |      |

STATE OF HAWAII  
DEPARTMENT OF TRANSPORTATION  
HIGHWAYS DIVISION

**SIGNING & PAVEMENT MARKING PLANS**

HONOAPIILANI HIGHWAY PAVEMENT  
PREVENTIVE MAINTENANCE  
Kaanapali Parkway to Honokowai  
Federal-Aid Project No. STP-030-1(049)

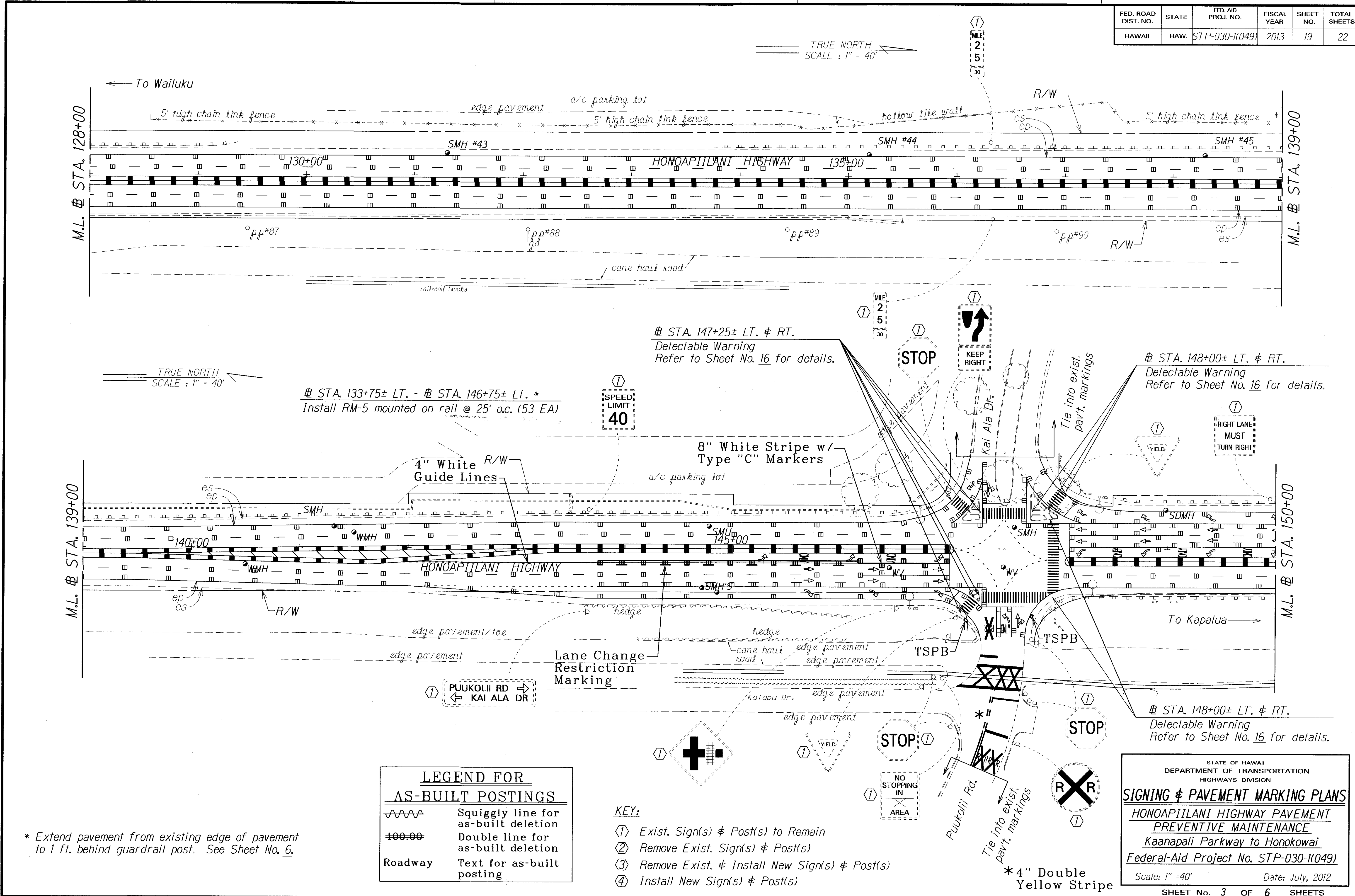
Scale: 1" = 40' Date: July, 2012

SHEET No. 1 OF 6 SHEETS

- KEY:
- ① Exist. Sign(s) & Post(s) to Remain
  - ② Remove Exist. Sign(s) & Post(s)
  - ③ Remove Exist. & Install New Sign(s) & Post(s)
  - ④ Install New Sign(s) & Post(s)



| FED. ROAD DIST. NO. | STATE | FED. AID PROJ. NO. | FISCAL YEAR | SHEET NO. | TOTAL SHEETS |
|---------------------|-------|--------------------|-------------|-----------|--------------|
| HAWAII              | HAW.  | STP-030-1(049)     | 2013        | 19        | 22           |



TRUE NORTH  
SCALE : 1" = 40'

TRUE NORTH  
SCALE : 1" = 40'

@ STA. 133+75± LT. - @ STA. 146+75± LT. \*  
Install RM-5 mounted on rail @ 25' o.c. (53 EA)

@ STA. 147+25± LT. & RT.  
Detectable Warning  
Refer to Sheet No. 16 for details.

@ STA. 148+00± LT. & RT.  
Detectable Warning  
Refer to Sheet No. 16 for details.

@ STA. 148+00± LT. & RT.  
Detectable Warning  
Refer to Sheet No. 16 for details.

**LEGEND FOR AS-BUILT POSTINGS**

|         |                                     |
|---------|-------------------------------------|
|         | Squiggly line for as-built deletion |
|         | Double line for as-built deletion   |
| Roadway | Text for as-built posting           |

- KEY:**
- ① Exist. Sign(s) & Post(s) to Remain
  - ② Remove Exist. Sign(s) & Post(s)
  - ③ Remove Exist. & Install New Sign(s) & Post(s)
  - ④ Install New Sign(s) & Post(s)

STATE OF HAWAII  
DEPARTMENT OF TRANSPORTATION  
HIGHWAYS DIVISION

**SIGNING & PAVEMENT MARKING PLANS**

HONOAPIILANI HIGHWAY PAVEMENT PREVENTIVE MAINTENANCE  
Kaanapali Parkway to Honokowai  
Federal-Aid Project No. STP-030-1(049)

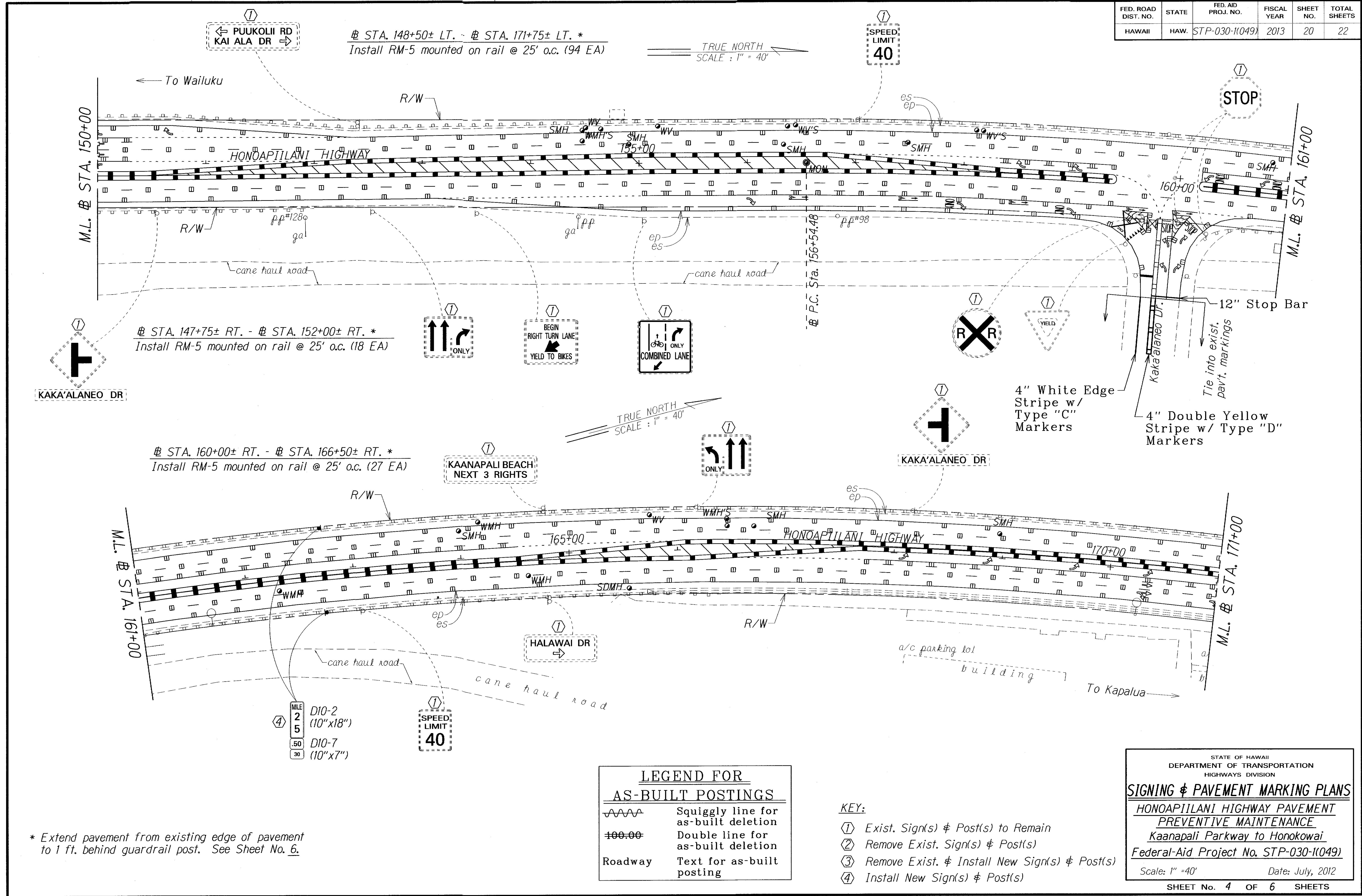
Scale: 1" = 40' Date: July, 2012  
SHEET No. 3 OF 6 SHEETS

|                   |      |
|-------------------|------|
| SURVEY PLOTTED BY | DATE |
| DESIGNED BY       |      |
| NOTED BY          |      |
| QUANTITIES BY     |      |
| CHECKED BY        |      |

\* Extend pavement from existing edge of pavement to 1 ft. behind guardrail post. See Sheet No. 6.

"AS-BUILT"

| FED. ROAD DIST. NO. | STATE | FED. AID PROJ. NO. | FISCAL YEAR | SHEET NO. | TOTAL SHEETS |
|---------------------|-------|--------------------|-------------|-----------|--------------|
| HAWAII              | HAW.  | STP-030-1(049)     | 2013        | 20        | 22           |



# STA. 148+50± LT. - # STA. 171+75± LT. \*  
Install RM-5 mounted on rail @ 25' o.c. (94 EA)

# STA. 147+75± RT. - # STA. 152+00± RT. \*  
Install RM-5 mounted on rail @ 25' o.c. (18 EA)

# STA. 160+00± RT. - # STA. 166+50± RT. \*  
Install RM-5 mounted on rail @ 25' o.c. (27 EA)

**LEGEND FOR AS-BUILT POSTINGS**

|         |                                     |
|---------|-------------------------------------|
|         | Squiggly line for as-built deletion |
|         | Double line for as-built deletion   |
| Roadway | Text for as-built posting           |

- KEY:**
- ① Exist. Sign(s) & Post(s) to Remain
  - ② Remove Exist. Sign(s) & Post(s)
  - ③ Remove Exist. & Install New Sign(s) & Post(s)
  - ④ Install New Sign(s) & Post(s)

\* Extend pavement from existing edge of pavement to 1 ft. behind guardrail post. See Sheet No. 6.

|                   |          |
|-------------------|----------|
| DATE              | 7/12     |
| SURVEY PLOTTED BY | JLH      |
| DRAWN BY          | JLH      |
| TRACED BY         | JLH      |
| NOTE BOOK         | 10/10/12 |
| QUANTITIES BY     | me/ky    |
| CHECKED BY        | me/ky    |

STATE OF HAWAII  
DEPARTMENT OF TRANSPORTATION  
HIGHWAYS DIVISION

**SIGNING & PAVEMENT MARKING PLANS**

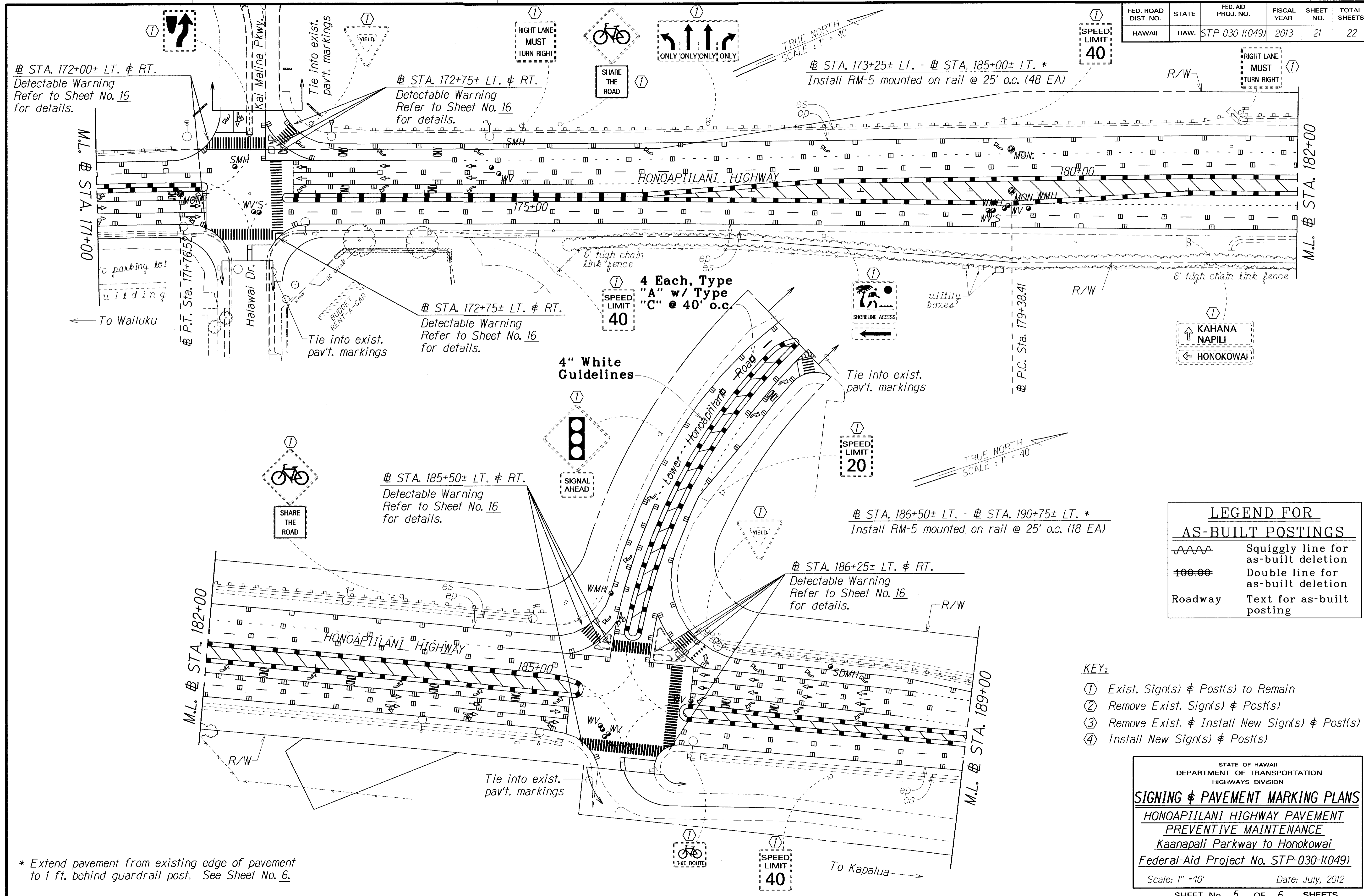
HONOAPIILANI HIGHWAY PAVEMENT  
PREVENTIVE MAINTENANCE  
Kaanapali Parkway to Honokowai  
Federal-Aid Project No. STP-030-1(049)

Scale: 1" = 40' Date: July, 2012

SHEET No. 4 OF 6 SHEETS

"AS-BUILT"

| FED. ROAD DIST. NO. | STATE | FED. AID PROJ. NO. | FISCAL YEAR | SHEET NO. | TOTAL SHEETS |
|---------------------|-------|--------------------|-------------|-----------|--------------|
| HAWAII              | HAW.  | STP-030-11049      | 2013        | 21        | 22           |



① STA. 172+00± LT. & RT.  
 Detectable Warning  
 Refer to Sheet No. 16  
 for details.

① STA. 172+75± LT. & RT.  
 Detectable Warning  
 Refer to Sheet No. 16  
 for details.

① STA. 173+25± LT. - ① STA. 185+00± LT. \*  
 Install RM-5 mounted on rail @ 25' o.c. (48 EA)

① STA. 172+75± LT. & RT.  
 Detectable Warning  
 Refer to Sheet No. 16  
 for details.

① STA. 185+50± LT. & RT.  
 Detectable Warning  
 Refer to Sheet No. 16  
 for details.

① STA. 186+50± LT. - ① STA. 190+75± LT. \*  
 Install RM-5 mounted on rail @ 25' o.c. (18 EA)

① STA. 186+25± LT. & RT.  
 Detectable Warning  
 Refer to Sheet No. 16  
 for details.

\* Extend pavement from existing edge of pavement to 1 ft. behind guardrail post. See Sheet No. 6.

**LEGEND FOR AS-BUILT POSTINGS**

|         |                                     |
|---------|-------------------------------------|
|         | Squiggly line for as-built deletion |
|         | Double line for as-built deletion   |
| Roadway | Text for as-built posting           |

- KEY:**
- ① Exist. Sign(s) & Post(s) to Remain
  - ② Remove Exist. Sign(s) & Post(s)
  - ③ Remove Exist. & Install New Sign(s) & Post(s)
  - ④ Install New Sign(s) & Post(s)

STATE OF HAWAII  
 DEPARTMENT OF TRANSPORTATION  
 HIGHWAYS DIVISION

**SIGNING & PAVEMENT MARKING PLANS**

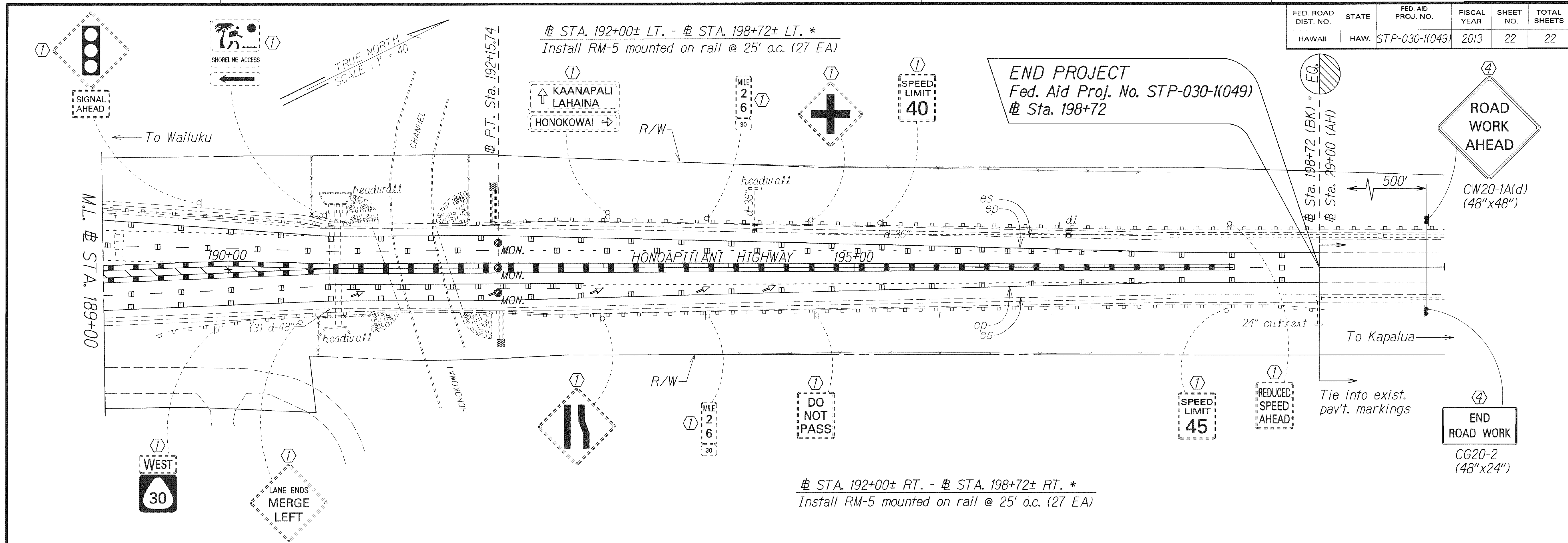
HONOAPIILANI HIGHWAY PAVEMENT  
 PREVENTIVE MAINTENANCE  
 Kaanapali Parkway to Honokowai  
 Federal-Aid Project No. STP-030-11049

Scale: 1" = 40' Date: July, 2012

SHEET No. 5 OF 6 SHEETS

|                   |      |
|-------------------|------|
| DATE              | 7/11 |
| SURVEY PLOTTED BY | AL   |
| DRAWN BY          | AL   |
| DESIGNED BY       | AL   |
| CHECKED BY        | AL   |
| ORIGINAL PLAN     |      |
| NOTE BOOK         |      |
| DATE              |      |
| CHECKED BY        |      |

| FED. ROAD DIST. NO. | STATE | FED. AID PROJ. NO. | FISCAL YEAR | SHEET NO. | TOTAL SHEETS |
|---------------------|-------|--------------------|-------------|-----------|--------------|
| HAWAII              | HAW.  | STP-030-1(049)     | 2013        | 22        | 22           |

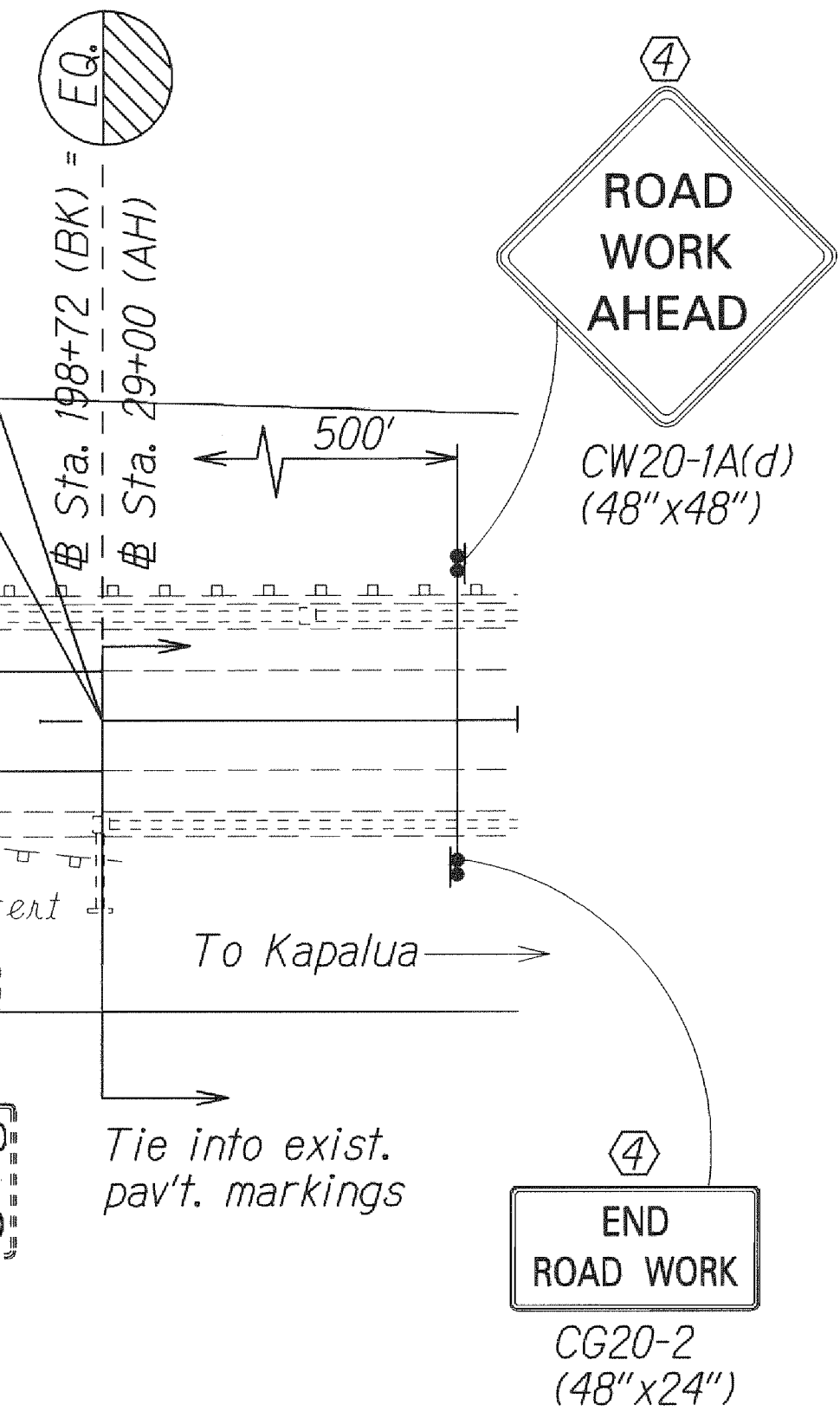


± STA. 189+50± RT. - ± STA. 190+75± RT. \*  
 Install RM-5 mounted on rail @ 25' o.c. (6 EA)

± STA. 192+00± RT. - ± STA. 198+72± RT. \*  
 Install RM-5 mounted on rail @ 25' o.c. (27 EA)

± STA. 192+00± LT. - ± STA. 198+72± LT. \*  
 Install RM-5 mounted on rail @ 25' o.c. (27 EA)

END PROJECT  
 Fed. Aid Proj. No. STP-030-1(049)  
 ± Sta. 198+72



|               |      |
|---------------|------|
| ORIGINAL PLAN | DATE |
| DESIGNED BY   | 7/12 |
| QUANTITIES BY |      |
| CHECKED BY    |      |

\* Extend pavement from existing edge of pavement to 1 ft. behind guardrail post. See Sheet No. 6.

- KEY:
- ① Exist. Sign(s) & Post(s) to Remain
  - ② Remove Exist. Sign(s) & Post(s)
  - ③ Remove Exist. & Install New Sign(s) & Post(s)
  - ④ Install New Sign(s) & Post(s)

STATE OF HAWAII  
 DEPARTMENT OF TRANSPORTATION  
 HIGHWAYS DIVISION

**SIGNING & PAVEMENT MARKING PLANS**  
 HONOAPIILANI HIGHWAY PAVEMENT  
 PREVENTIVE MAINTENANCE  
 Kaanapali Parkway to Honokowai  
 Federal-Aid Project No. STP-030-1(049)

Scale: 1" = 40' Date: July, 2012

SHEET No. 6 OF 6 SHEETS