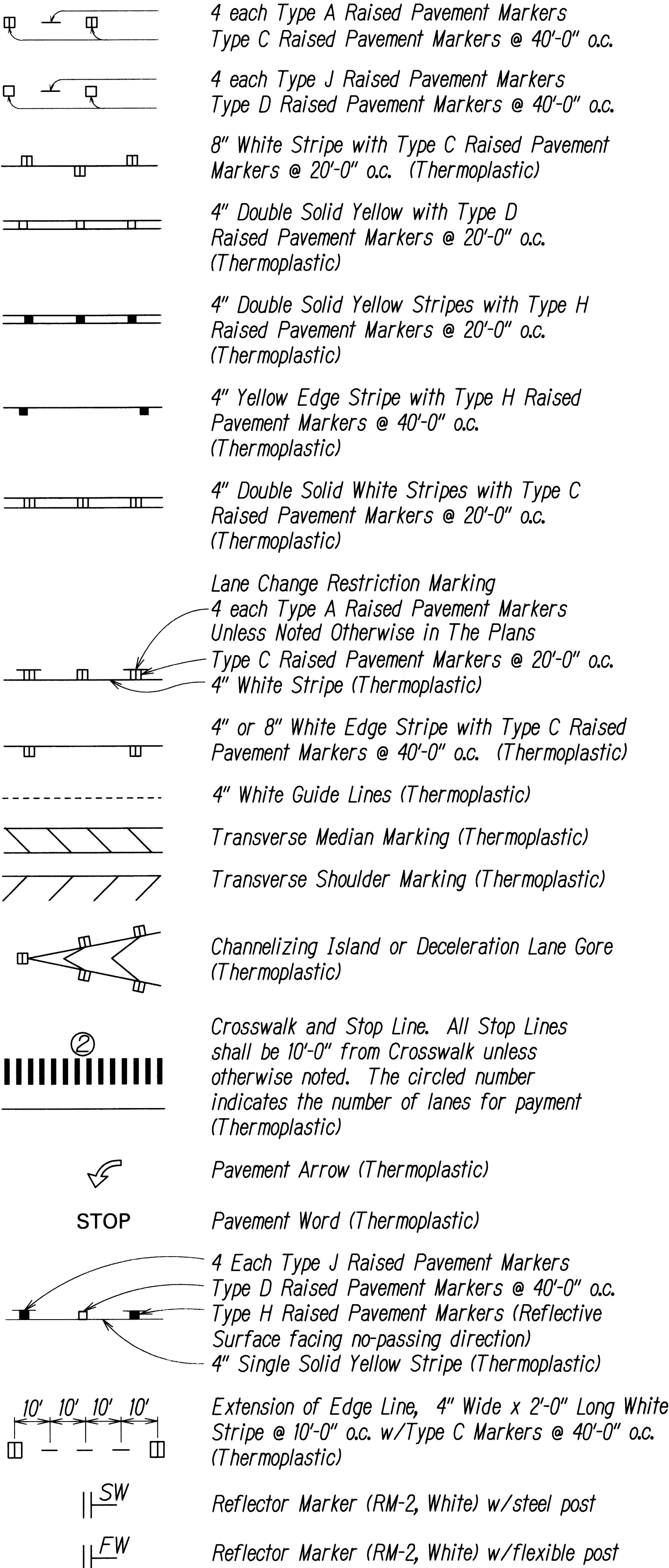


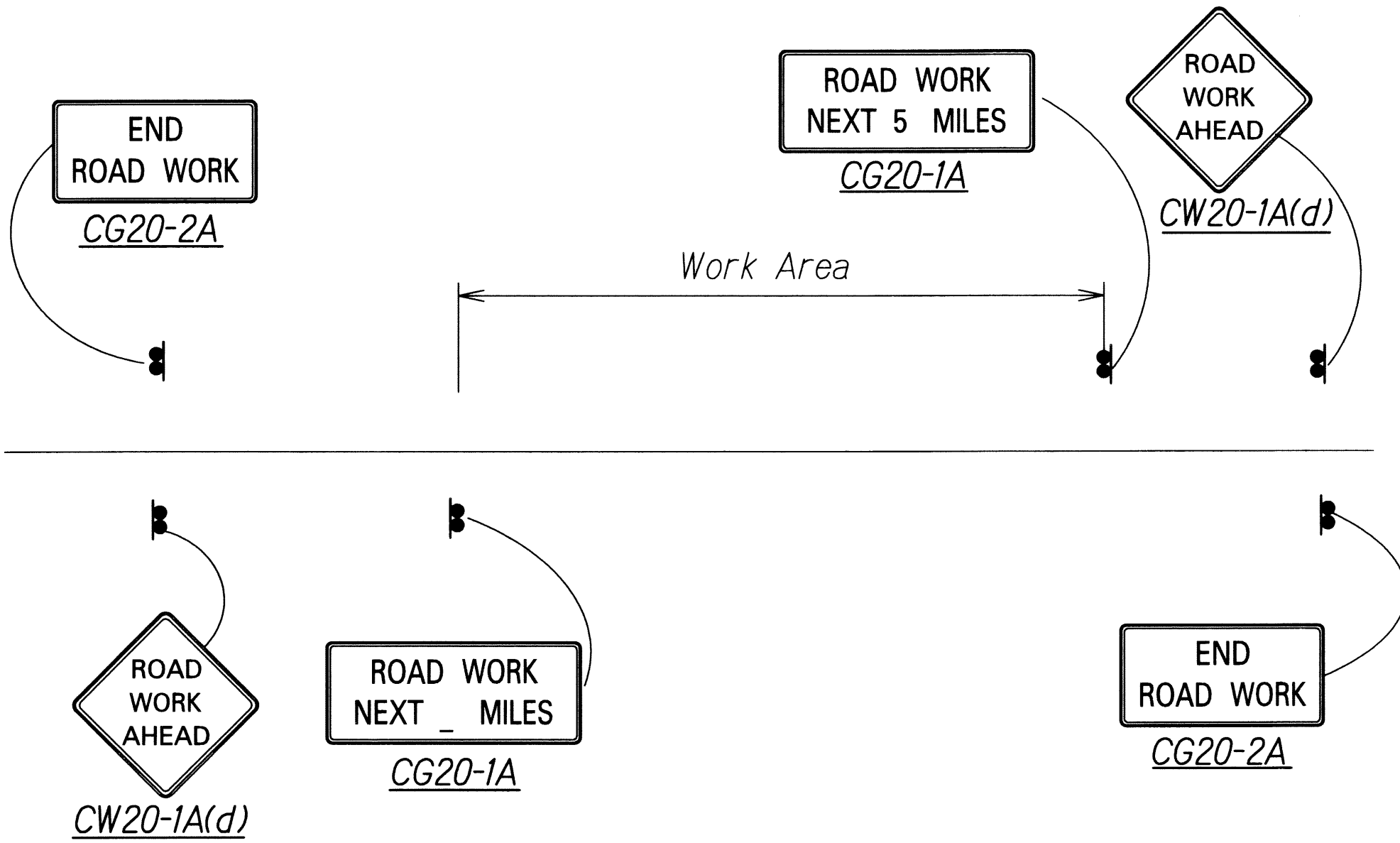
FED. ROAD DIST. NO.	STATE	FED. AID PROJ. NO.	FISCAL YEAR	SHEET NO.	TOTAL SHEETS
HAWAII	HAW.	NH-030-1(047)	2012	26	45

LEGEND

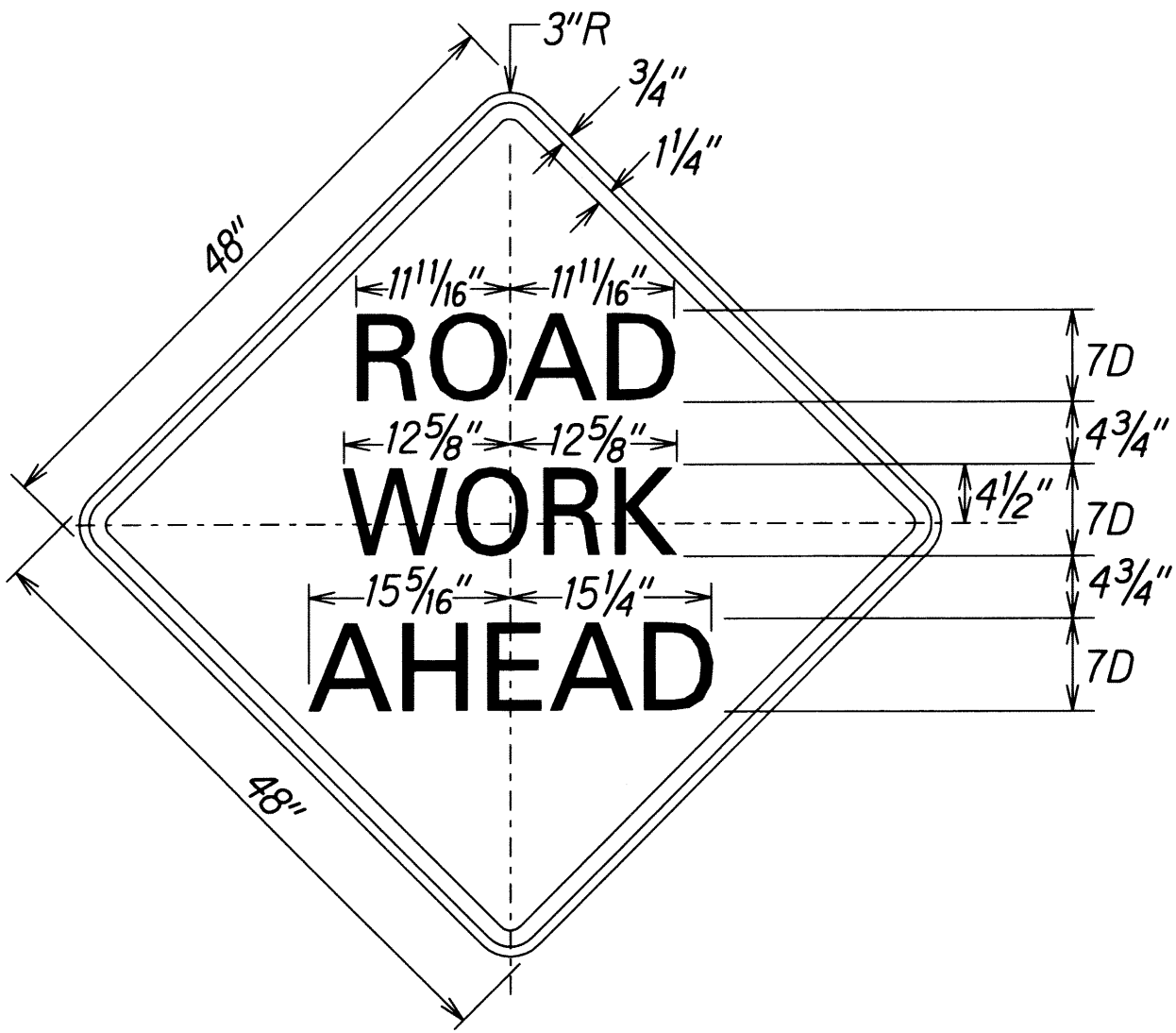


NOTES

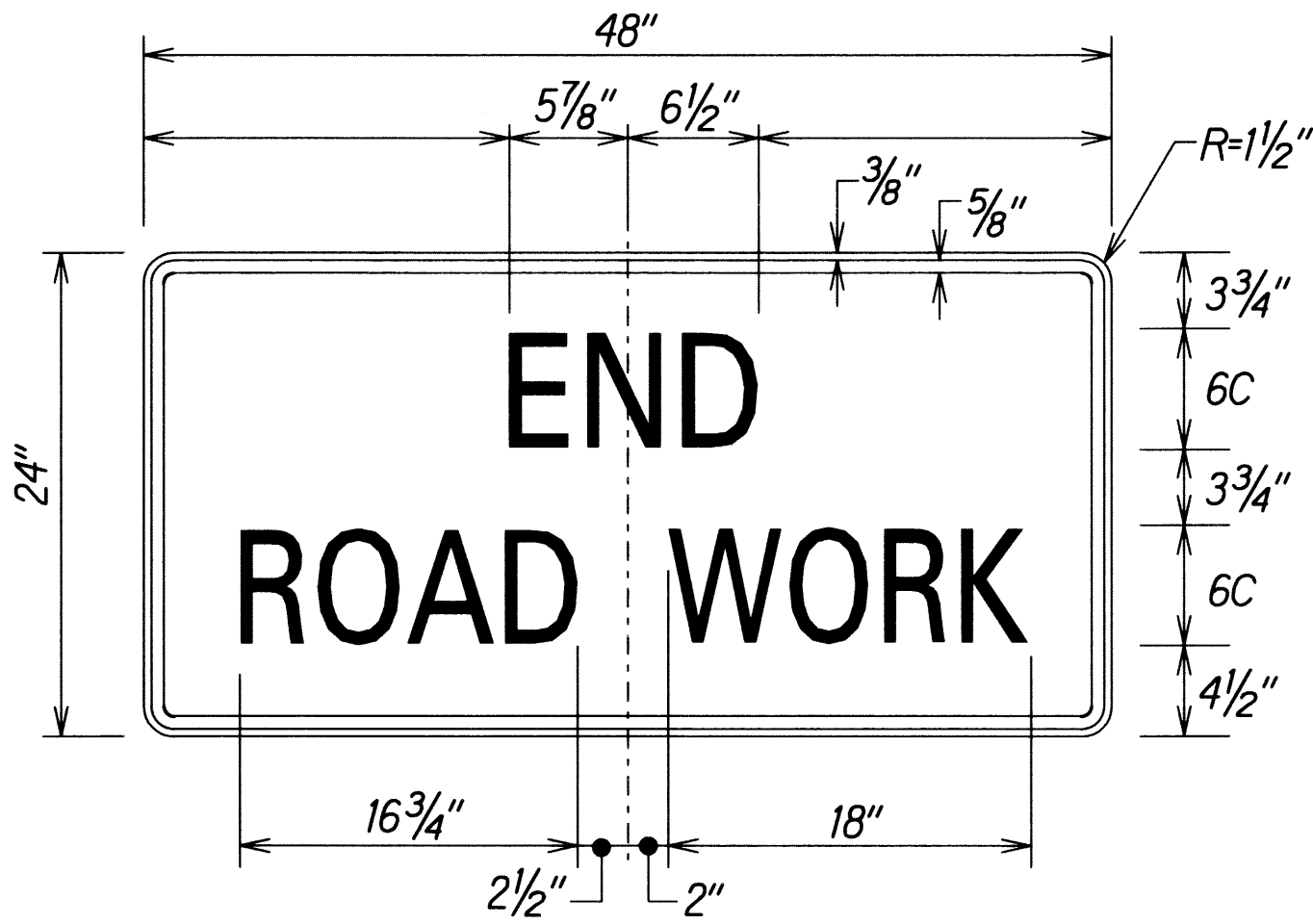
- Layout of pavement markings and striping shall be done by the Contractor and approved by the Engineer prior to any installation work.
- Existing pavement markings not incorporated in the final traffic pattern shall be removed as directed by the Engineer. Costs shall be incidental to the various pavement marking items.
- Raised pavement markers shall not be installed within crosswalks.
- Final locations of all signs shall be approved by the Engineer prior to any installation work.
- Existing signs not shown on these plans shall remain as posted unless otherwise directed by the Engineer. Removal and disposal of existing signs and/or post as designated on these plans shall be incidental to the various signing items.
- Final locations of all Stop Lines shall be approved by the Engineer prior to installation.
- All pavement striping shall be as noted on the legend or plans.
- All preformed pavement marking tapes over existing pavement shall be applied with an approved primer as recommended by the tape manufacturer and as approved by the Engineer. The primer shall be allowed to dry to the tacky stage prior to tape application.
- The Contractor shall erect at the beginning of the project and at the end of the project advance construction warning signs placed as indicated on the plans or as directed by the Engineer for the duration of the highway project and shall be maintained by the Contractor. These signs shall be placed in addition to the required traffic control signs called for in Section 645 - Traffic Control. The advance construction warning signs shall be new and become the property of the State. The Contractor shall remove, clean, and deliver the signs and posts to the District Baseyard, or as directed by the Engineer, upon the completion of the project.



CONSTRUCTION SIGN LAYOUT DETAIL  
Not to Scale



CW20-1Ad  
Scale: 1" = 1'-0"  
Colors:  
Legend: Black (Non Refl)  
Background: Orange



CG20-2A  
Scale: 1 1/2" = 1'-0"  
Colors:  
Legend: Black (Non Refl)  
Background: Orange (Relf)

STATE OF HAWAII  
DEPARTMENT OF TRANSPORTATION  
HIGHWAYS DIVISION

**PAVEMENT MARKING  
LEGEND, DETAILS & NOTES**

HONOAPIILANI HIGHWAY PAVEMENT  
PREVENTIVE MAINTENANCE  
Vicinity of Wind Farm Access Road to Olowalu  
Federal-Aid Project No. NH-030-1(047)

Scale: As Noted Date: July, 2011

SHEET No. 1 OF 1 SHEETS