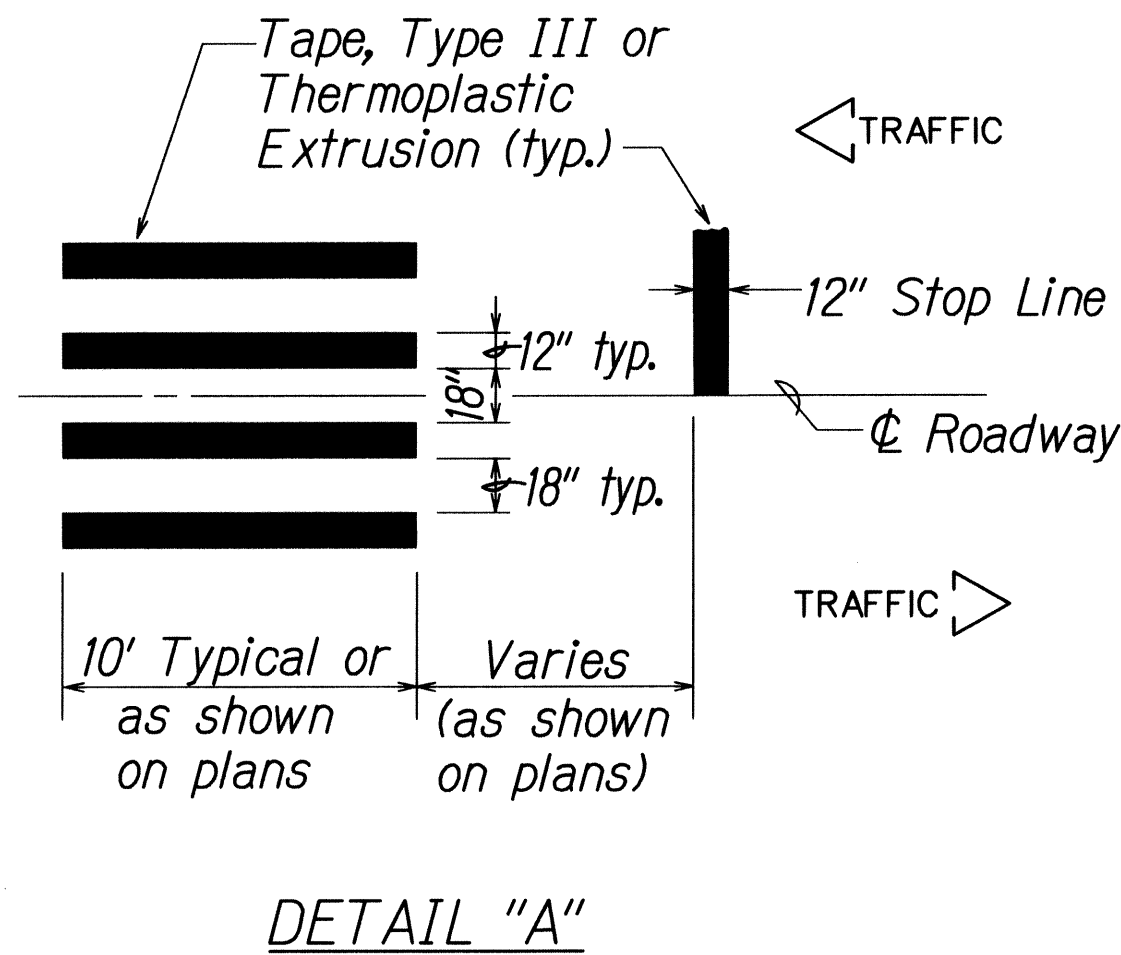
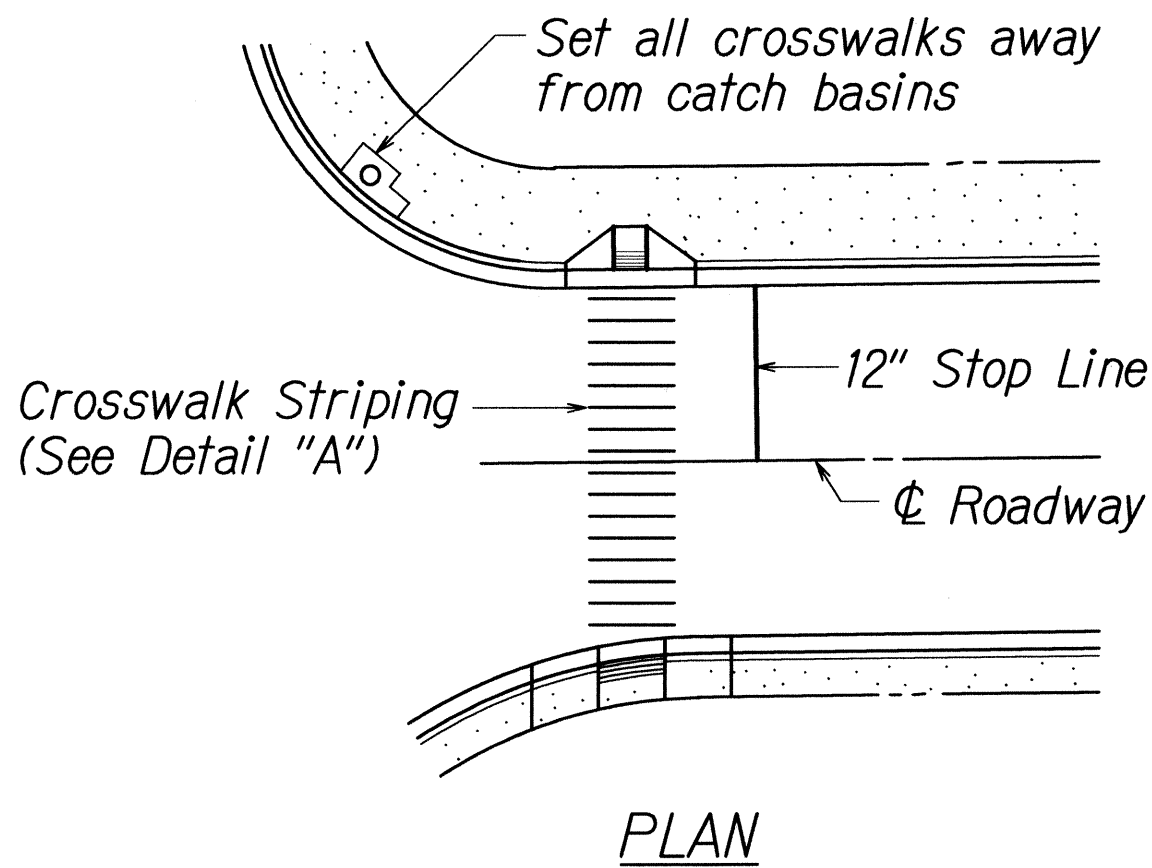


FED. ROAD DIST. NO.	STATE	FED. AID PROJ. NO.	FISCAL YEAR	SHEET NO.	TOTAL SHEETS
HAWAII	HAW.	STP-030-1(046)	2011	15	28

CURB RAMP AND SIDEWALK NOTES:

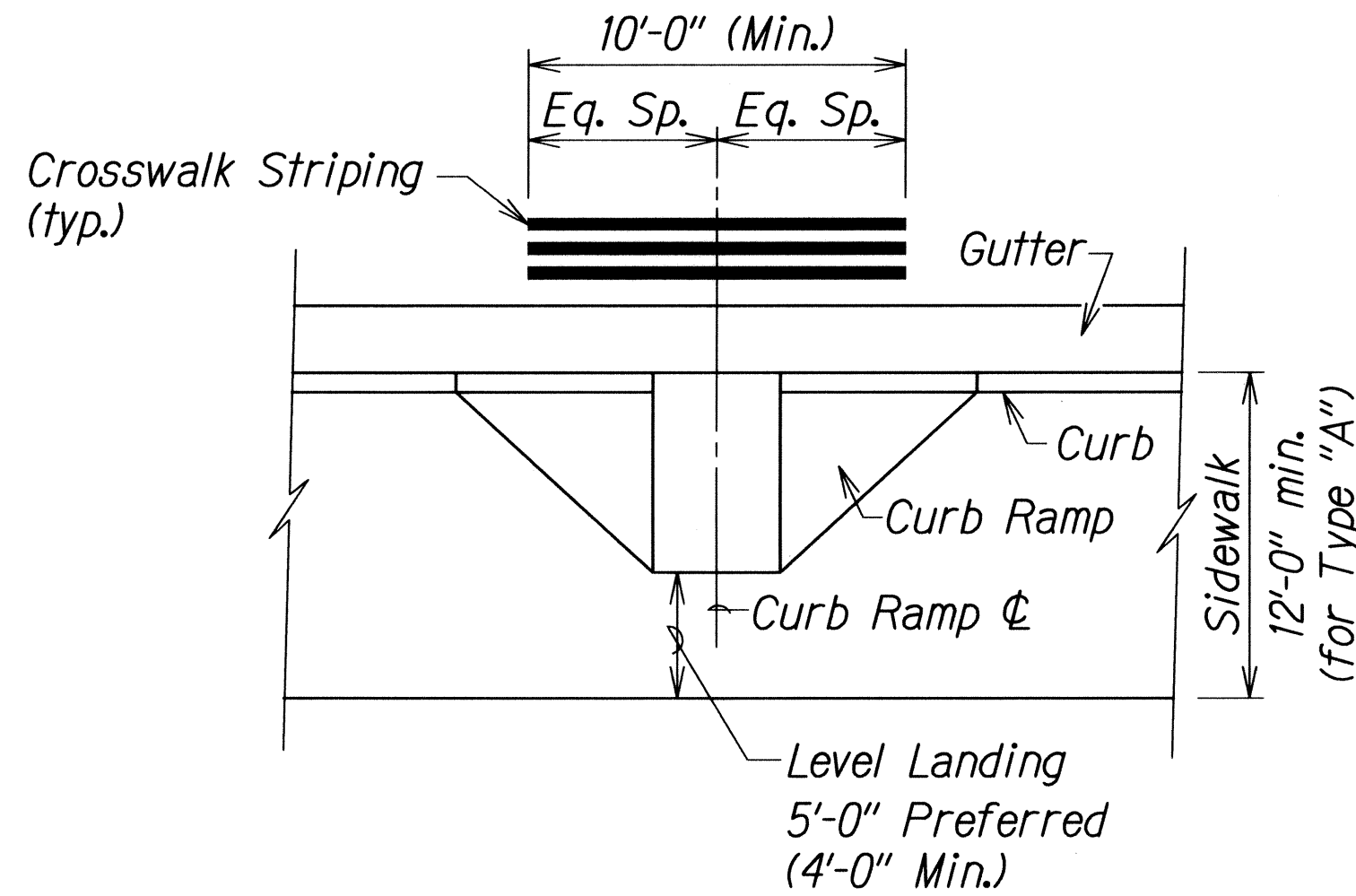
- These typical details are intended as curb ramp guidelines for design and construction. These guidelines shall not replace site specific curb ramp plans.
- A 2% maximum cross slope shall be maintained in the direction of pedestrian traffic.
- Subject to field conditions, the Engineer shall determine the final location of curb ramps.
- All pullboxes shall be installed away from the curb ramp and within the sidewalk/unpaved area to the maximum extent feasible.
- Where necessary, existing pullboxes, handholes, manholes, etc. shall be adjusted to match curb ramp grade. Adjustments shall not be paid for separately but shall be considered incidental to the various curb ramp items unless indicated otherwise.
- Transitions from ramps to gutters and roadways shall be flush.
- Curb ramps and sidewalks shall be constructed to eliminate ponding to the maximum extent feasible.
- The pedestrian push button shall meet operational and reach requirements of the American with Disabilities Act Accessibility Guidelines (ADAAG):
  - Forward Reach. The maximum height for forward reach shall be 48".
  - Side Reach. The maximum height for side reach shall be 48".
  - Operation. Controls and operating mechanisms shall be operable with one hand and shall not require tight grasping, pinching, or twisting of the wrist. The force required to activate controls shall be no greater than 5 lbf.
- The maximum slopes of adjoining gutters or road surface immediately fronting the curb ramp shall not exceed 5% for Type A, D and Combination ramps and 8.33% for Type B, C, and E ramps.
- There shall be a 30"x48" level ground surface (2% max. cross slope, both directions) for a forward or side approach, as appropriate, to a pedestrian push button.
- Construction joints are required to join curb ramps with sidewalks.
- Unless otherwise noted, new gutters are required as shown.
- All curb ramps shall be reinforced with 6x6 W1.4/W1.4 welded wire fabric.
- Surface of sidewalks and curb ramps shall be firm, stable, and slip-resistant. This includes the surfaces of pullboxes, valve covers, manhole covers, etc.
- Bed course material is required for curb ramps, sidewalks, and gutters.
- All sidewalks shall provide a minimum clear width of 3'-0" (excluding curb) for pedestrian circulation. If this cannot be met, a minimum 32-inch clear width is allowed for a distance of 24-inches.
- Passing spaces along new sidewalks with 5' clear width or less shall be provided at maximum 200' intervals as required by ADA guidelines. The passing area shall be a minimum 5' wide by 5' long as feasible.
- If possible, install utility poles, fire hydrants, light poles, sign posts, pullboxes, etc. off of sidewalk but within the right-of-way.

- Objects protruding from utility poles and walls adjacent to the sidewalks (i.e. wall mounted fire hydrants, telephones, meters on poles, etc.) shall be mounted to meet the current American with Disabilities Act Accessibility Guidelines (ADAAG) and will be subject to Engineer's approval.
- If a curb ramp is not constructed according to the plans, the Contractor shall reconstruct the curb ramp at no cost to the State. Construction tolerance for Portland Cement Concrete shall be based on 1/4 inch per 10 ft. (±0.2%). Remedial measures will not be accepted.



CROSSWALK STRIPING DETAIL

NOTE:  
Longitudinal lines shall be parallel to traffic flow.



STATE OF HAWAII DEPARTMENT OF TRANSPORTATION HIGHWAYS DIVISION	
<b><u>CURB RAMP AND SIDEWALK NOTES</u></b>	
<b><u>HONOAPIILANI HIGHWAY RESURFACING</u></b>	
<b><u>Honokowai to Kahana</u></b>	
<b><u>Federal-Aid Project No. STP-030-1(046)</u></b>	
Scale: As Noted	Date: December, 2010
SHEET No. 1 OF 1 SHEETS	