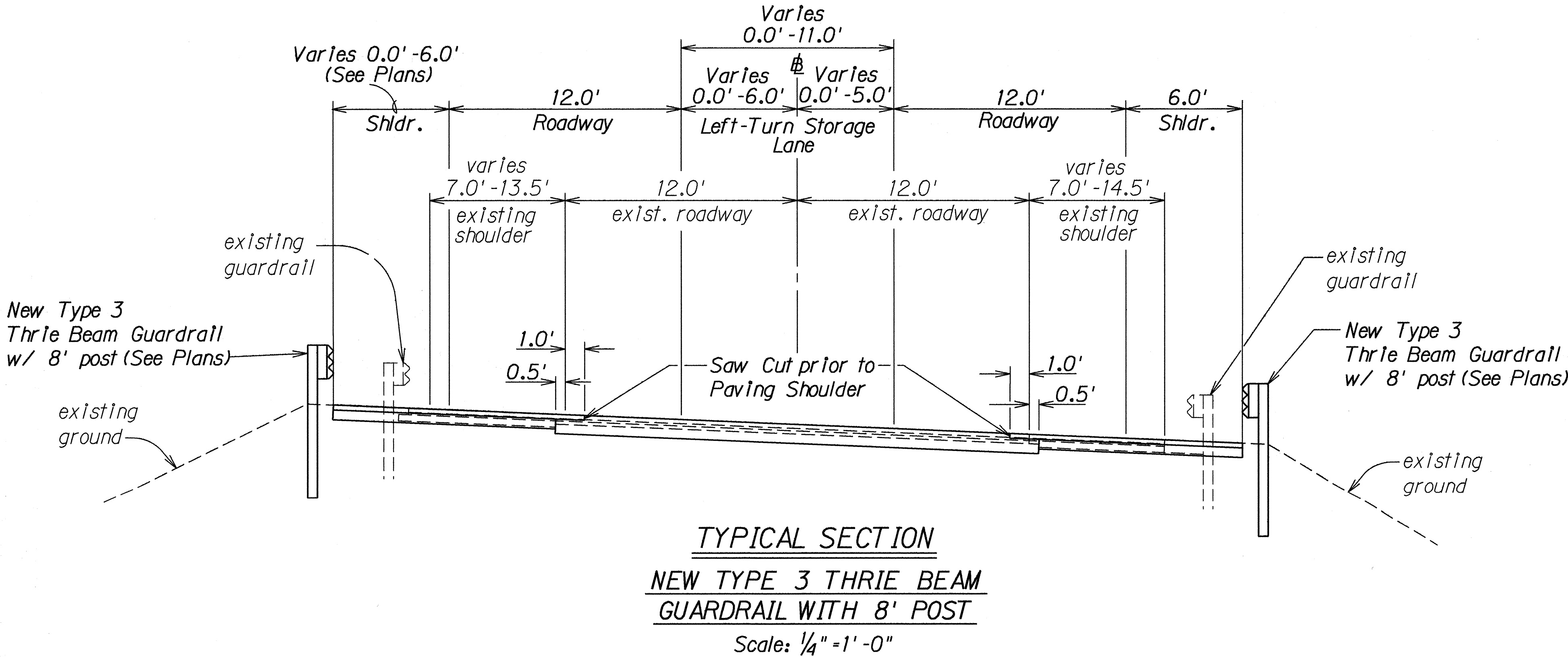
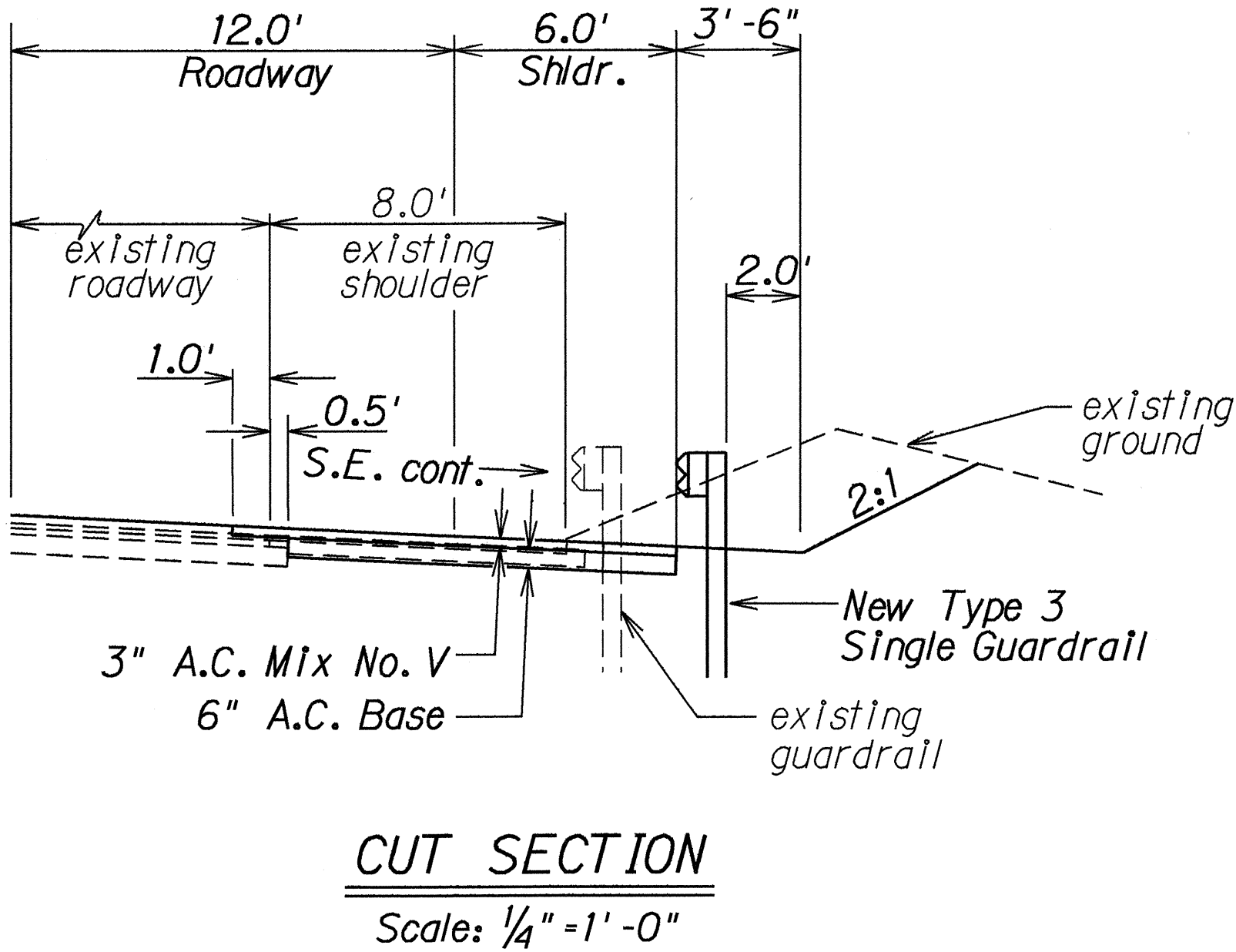
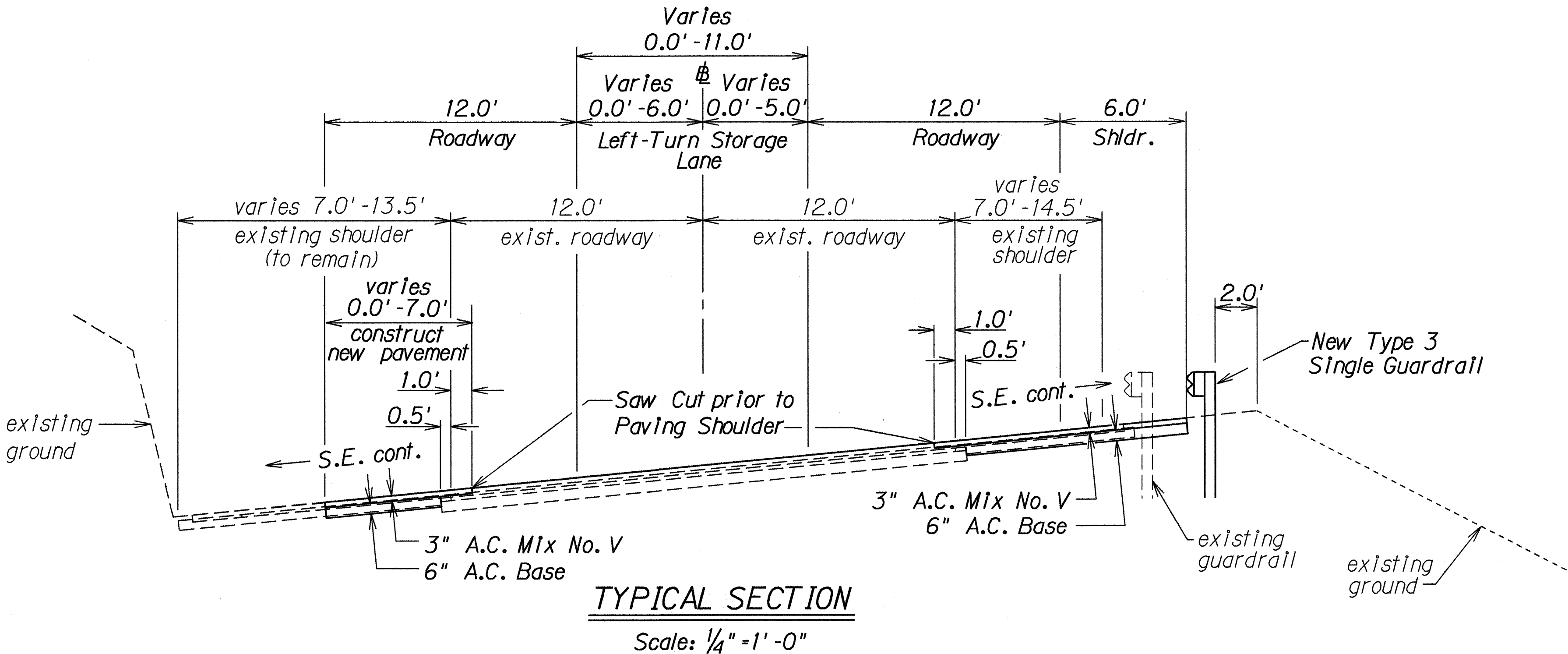


FED. ROAD DIST. NO.	STATE	FED. AID PROJ. NO.	FISCAL YEAR	SHEET NO.	TOTAL SHEETS
HAWAII	HAW.	HES-STP-030-1(20)	1992	3	12

GENERAL NOTES:

- The Project begins on Honoapiilani Highway in the vicinity of Papawai Point at approximate milepost 8.63. The Project proceeds beyond Papawai Point, heading towards Walluku, approximately 1000 feet. The Project consists of constructing a left turn lane, widening the existing roadway, signing, and installing metal guardrail and pavement markings.
- Smooth riding connections shall be constructed at the beginning and end of the project, and at all connecting approaches as directed by the Engineer. Payment for this work shall be made under Item No. 401.0500, Asphalt Concrete Pavement, Mix No. V.
- The Contractor's attention is directed to Sub-Sections 104.04, 107.13, 107.21, 108.01, and Section 645 of the Standard Specifications and the Special Provisions.
- Saw-cut of existing pavement shall not be measured or paid for separately, but shall be considered incidental to Item No. 401.0500, Asphalt Concrete Pavement, Mix No. V.
- The existence and location of underground utilities, manholes, monuments, and structures as shown on the plans are from the latest available data, but accuracy is not guaranteed. The encountering of other obstacles during the course of the work may be possible. The Contractor shall be held liable for any damages incurred to the existing facilities as a result of his operations. All damaged portions shall be replaced in accordance with the Standards and Specifications of the State and/or the affected utility company.
- Existing signs and reflector markers shall be relocated in accordance with the applicable sections of the Standard Plans. The Contractor shall provide the anchor base to replace the damaged ones.
- Within the following limits, Install New Type 3 Thrie Beam Guardrail with 8' Post:
  - Sta. 342+76± to Sta. 343+65±
  - Sta. 347+25± to Sta. 350+40± (Right)
  - Sta. 347+50± to Sta. 350+70± (Left)



STATE OF HAWAII

DEPARTMENT OF TRANSPORTATION

HIGHWAYS DIVISION

TYPICAL SECTION

HONOAPIILANI HIGHWAY

Left-Turn Storage Lane at

Papawai Lookout

Project No. HES-STP-030-1(20)

Scale: As Shown

Date: Sept., 1992

SHEET No. 1 OF 1 SHEETS

SURVEY PLOTTED BY	DATE
DESIGNED BY	
TRACED BY	
NOTED BY	
CHECKED BY	
ORIGINAL PLAN	
NOTE BOOK	
No.	