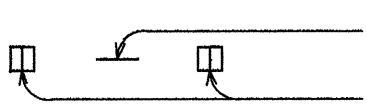
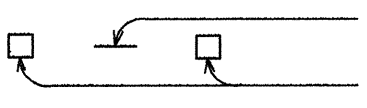


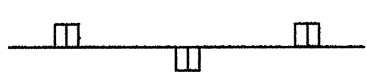
LEGEND



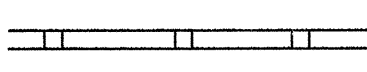
4 each Type A Raised Pavement Markers
Type C Raised Pavement Markers @ 40' - 0" o.c.



4 each Type J Raised Pavement Markers
Type D Raised Pavement Markers @ 40' - 0" o.c.




8" White Stripe with Type C Raised Pavement
Markers @ 20' - 0" o.c. (Tape, Type I or Thermoplastic
Extrusion)



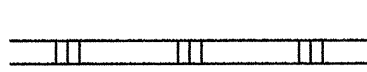
4" Double Solid Yellow with Type D
Raised Pavement Markers @ 20' - 0" o.c.
(Tape, Type I or Thermoplastic Extrusion)




4" Double Solid Yellow Stripes with Type H
Raised Pavement Markers @ 20' - 0" o.c.
(Tape, Type II or Thermoplastic Extrusion)



4" Yellow Edge Stripe with Type H Raised
Pavement Markers @ 40' - 0" o.c.
(Tape, Type II or Thermoplastic Extrusion)



4" Double Solid White Stripes with Type C
Raised Pavement Markers @ 20' - 0" o.c.
(Tape, Type I or Thermoplastic Extrusion)



Lane Change Restriction Marking



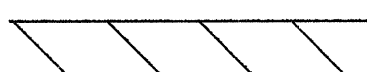
4 each Type A Raised Pavement Markers
Type C Raised Pavement Markers @ 20' - 0" o.c.
4" White Stripe (Tape, Type I or Thermoplastic
Extrusion)




4" or 8" White Edge Stripe with Type C Raised
Pavement Markers @ 40' - 0" o.c. (Tape, Type II or
Thermoplastic Extrusion)



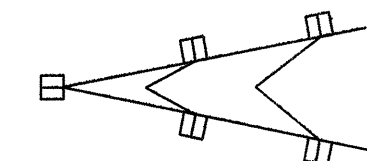
4" White Guide Lines (Tape, Type III or Thermoplastic Extrusion)



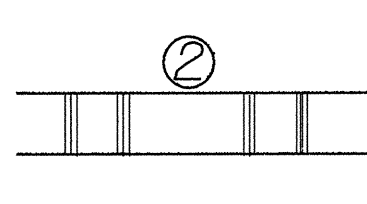
Transverse Median Marking (Tape, Type II or
Thermoplastic Extrusion)



Transverse Shoulder Marking (Tape, Type II or
Thermoplastic Extrusion)



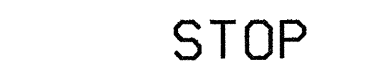
Channelizing Island or Deceleration Lane Gore
(Tape, Type II or Thermoplastic Extrusion)



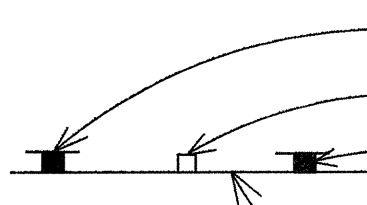
Crosswalk and Stop Line. All Stop Lines
shall be 10' - 0" from Crosswalk unless
otherwise noted. The circled number
indicates the number of lanes for payment.
(Tape, Type III or Thermoplastic Extrusion)



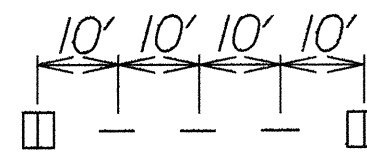
Pavement Arrow (Tape, Type III or Thermoplastic Extrusion)



Pavement Word (Tape, Type III or Thermoplastic
Extrusion)



4 Each Type J Raised Pavement Markers
Type D Raised Pavement Markers @ 40' - 0" o.c.
Type H Raised Pavement Markers (Reflective
Surface facing no-passing direction)
4" Single Solid Yellow Stripe (Tape, Type I or
Thermoplastic Extrusion)



Extension of Edge Line, 4" Wide x 2' - 0" Long
White Stripe @ 10' - 0" o.c. w/Type C Markers
@ 40' - 0" o.c. (Tape, Type III or Thermoplastic
Extrusion)

NOTES

1. Layout of pavement markings and striping shall be done by the Contractor and approved by the Engineer prior to any installation work.
2. Existing pavement markings not incorporated in the final traffic pattern shall be removed as directed by the Engineer. Costs shall be incidental to the various pavement marking items.
3. Raised pavement markers shall not be installed within crosswalks.
4. Final locations of all signs shall be approved by the Engineer prior to any installation work.
5. Existing signs not shown on these plans shall remain as posted unless otherwise directed by the Engineer. Removal and disposal of existing signs and/or posts as designated on these plans shall be incidental to the various signing items.
6. Final locations of all Stop Lines shall be approved by the Engineer prior to installation.
7. All pavement striping shall be as noted on the Legend or plans.
8. All preformed pavement marking tapes over existing pavement shall be applied with an approved primer as recommended by the tape manufacturer and as approved by the Engineer. The primer shall be allowed to dry to the tacky stage prior to tape application.

FED. ROAD DIST. NO.	STATE	FED. AID PROJ. NO.	FISCAL YEAR	SHEET NO.	TOTAL SHEETS
HAWAII	HAW.	HES-STP-030-1(19)	1993	7	14

SURVEY PLOTTED BY	DATE
DRAWN BY	
DESIGNED BY	
NOTED BY	
CHECKED BY	
ORIGINAL PLAN	
NOTE BOOK	
2/20/93, dep	
N.	

STATE OF HAWAII
DEPARTMENT OF TRANSPORTATION
HIGHWAYS DIVISION

PAVEMENT MARKING LEGEND

HONOAPIILANI HIGHWAY
Left-Turn Storage Lanes at Olowalu
F.A. PROJ. NO. HES-STP-030-1(19)

Date: May, 1993

SHEET No. 71 OF 4 SHEETS