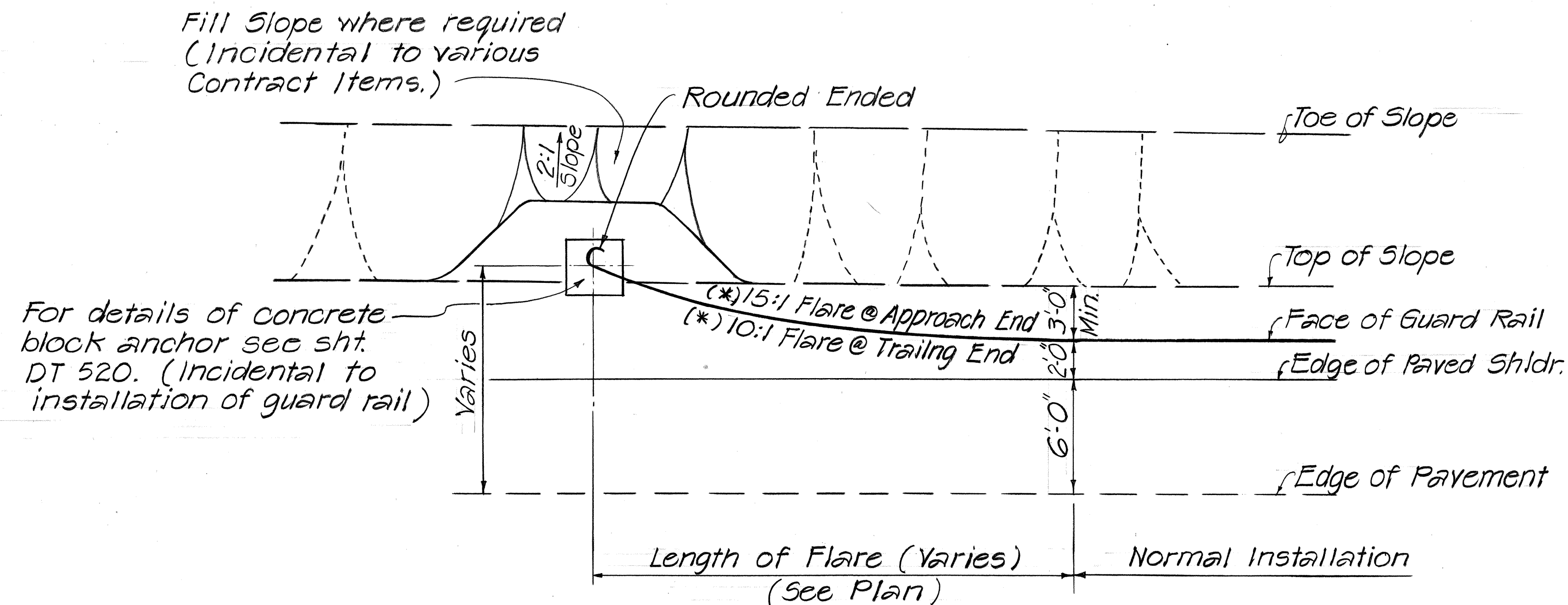
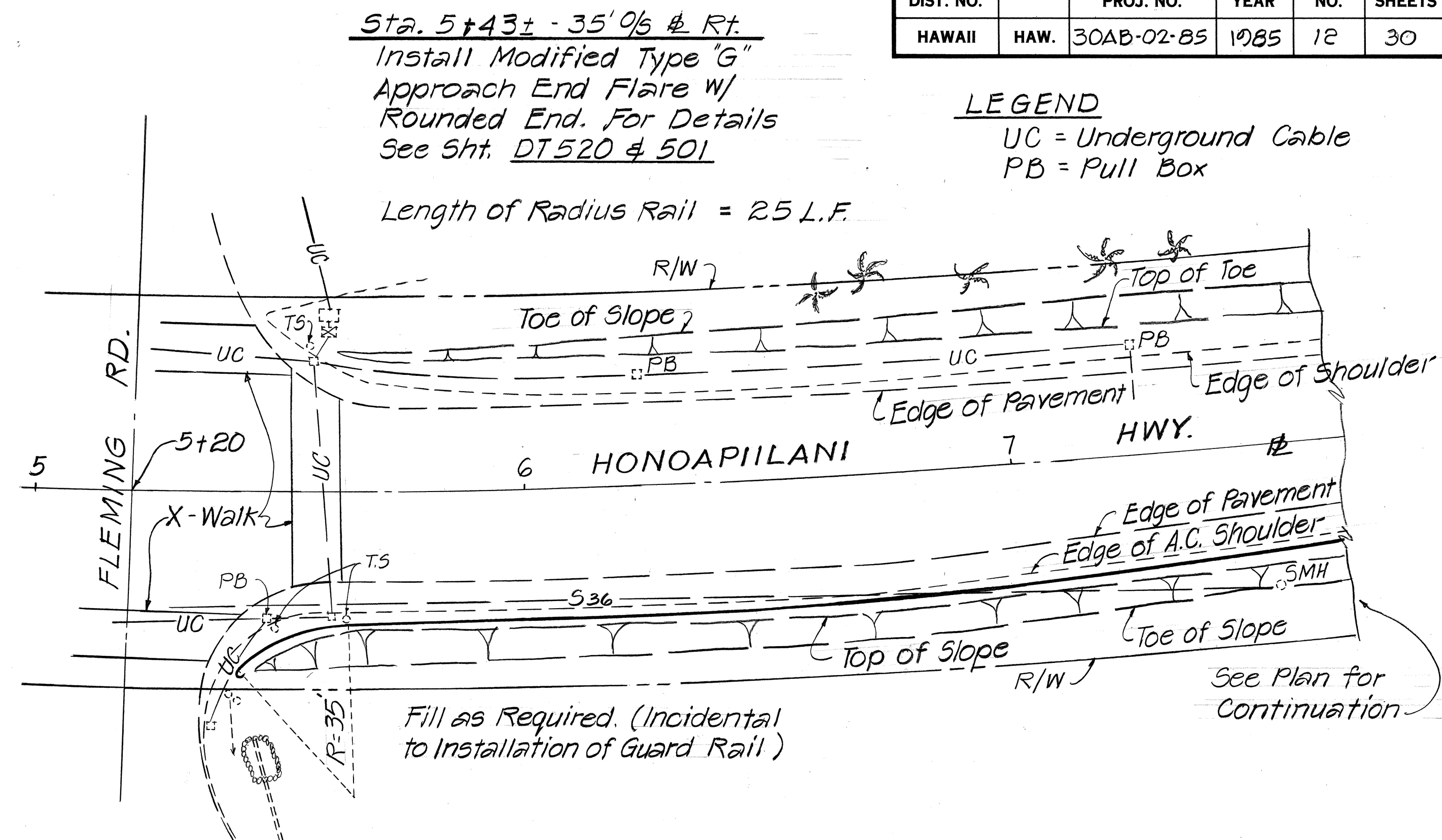


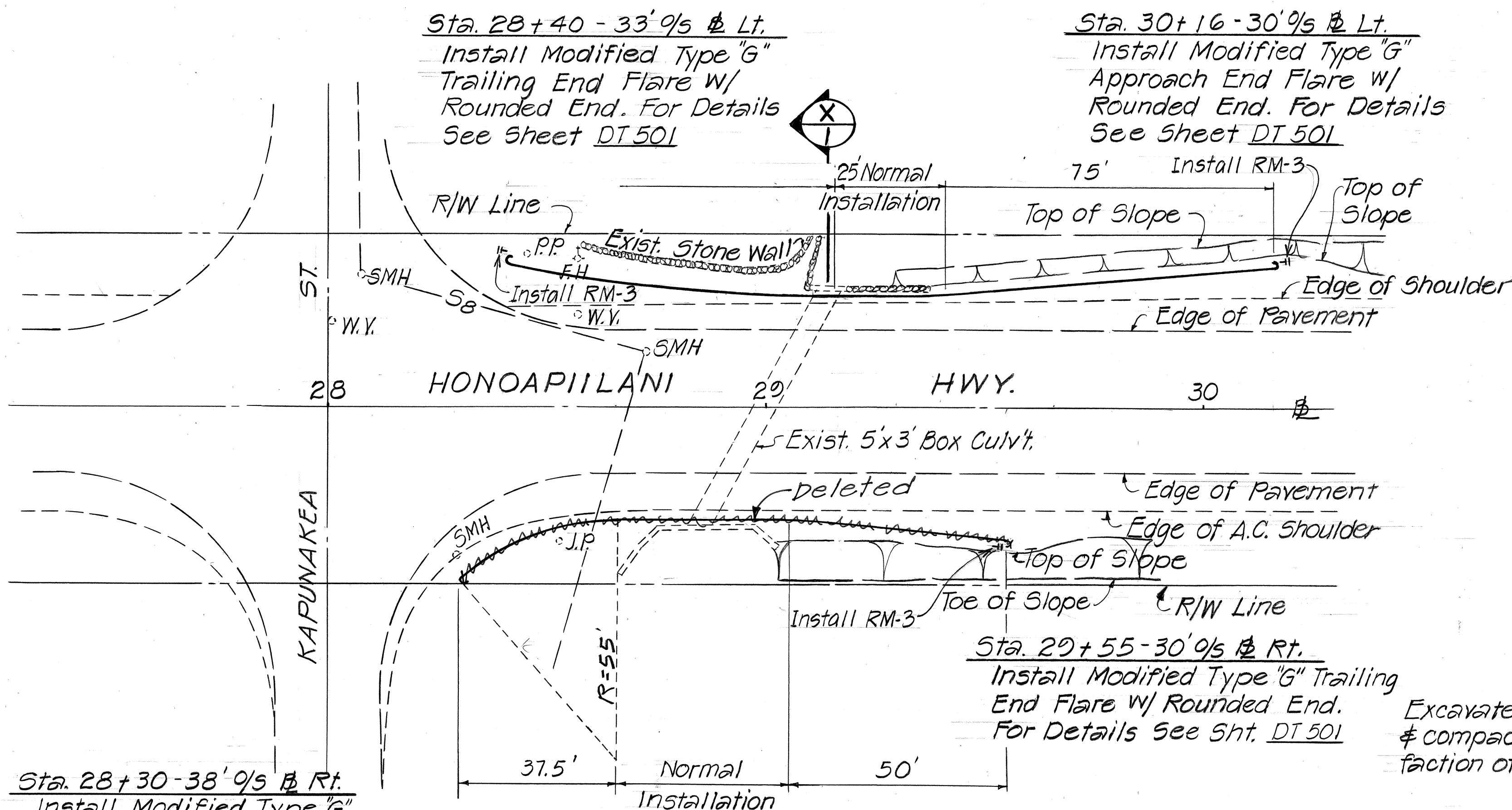
| FED. ROAD DIST. NO. | STATE | PROJ. NO.  | FISCAL YEAR | SHEET NO. | TOTAL SHEETS |
|---------------------|-------|------------|-------------|-----------|--------------|
| HAWAII              | HAW.  | 30AB-02-85 | 1985        | 12        | 30           |



**MODIFIED TYPE "G" LAYOUT (TYPICAL)**  
Scale: 1" = 5'-0"



**GUARD RAIL LAYOUT @ FLEMING RD. INTERSECTION**  
Scale: 1" = 20'



**GUARD RAIL LAYOUT @ KAPUNAKEA ST. INTERSECTION**  
Scale: 1" = 20'

**NOTES**

- (\*) Radius Rail when specified on Plan.
- Modified Type "G" approach and trailing end flares will be measured and paid for under Item No. 606.3110 guard rail, Type 3 Single with Steel Post.
- Radius rail shall be measured and paid under Item No. 606.3110 guard rail, Type 3 Single w/ Steel Post.

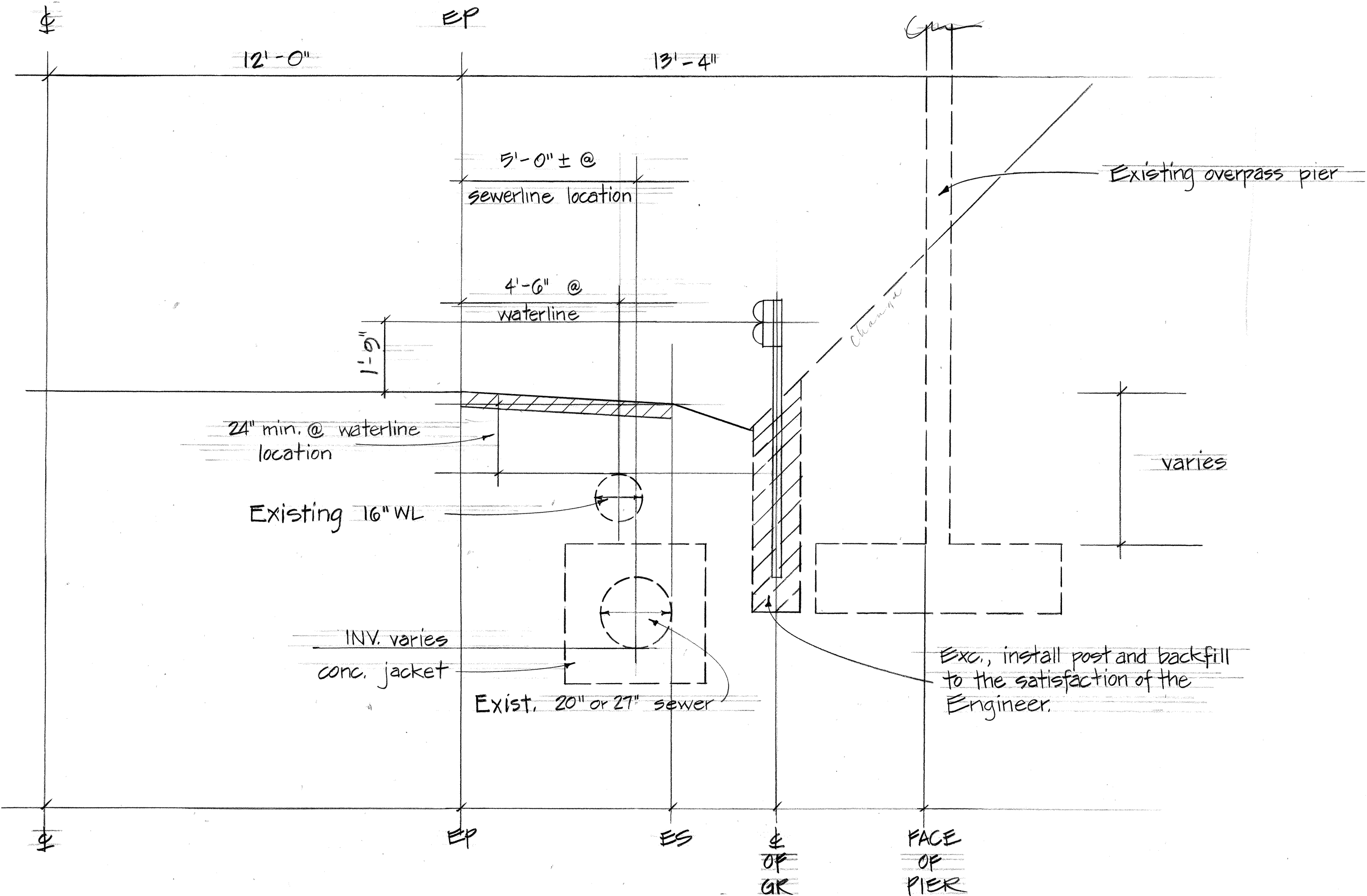
**SECTION**  
Scale: 1/2" = 1'-0"

|  |                  |
|--|------------------|
| STATE OF HAWAII<br>DEPARTMENT OF TRANSPORTATION<br>HIGHWAYS DIVISION |                  |
| <b>GUARD RAIL DETAILS</b>  |                  |
| <b>HONOAPIILANI HIGHWAY</b>  |                  |
| Guard Rail & Shoulder Improvements                                   |                  |
| PROJ. NO. 30AB-02-85   |                  |
| SCALE: AS SHOWN  | DATE: SEPT. 1984 |
| SHEET NO.  | OF SHEETS        |

| FED. ROAD<br>DIST. NO. | STATE | PROJ. NO.  | FISCAL<br>YEAR | SHEET<br>NO. | TOTAL<br>SHEETS |
|------------------------|-------|------------|----------------|--------------|-----------------|
| HAWAII                 | HAW.  | 30AB-02-85 | 1985           | 13           | 30              |

### GENERAL NOTES

- Contractor shall verify the locations and elevations of existing structures and utilities before the installation of guardrails. Any major differences other than as shown shall be called to the attention of the Engineer.
- The contractor shall not mechanically drive the steel post into the ground at the tangent portion of the guardrail. However, steel posts maybe driven along the flared section of the guardrail with the approval of the Engineer.



TYPICAL SECTION @ GOLF CART OVERPASS  
(STA. 108+02.50 & STA. 119+81.50)

Scale: 3/8" = 1'-0"

STATE OF HAWAII

DEPARTMENT OF TRANSPORTATION

HIGHWAYS DIVISION

GUARD RAIL DETAIL AT

GOLF CART OVERPASS

HONOAPIILANI HIGHWAY

Guard Rail & Shoulder Improvements

PROJ. NO. 30AB-02-85

SCALE: AS SHOWN DATE: SEPT. 1984

SHEET No. 13 OF 30 SHEETS