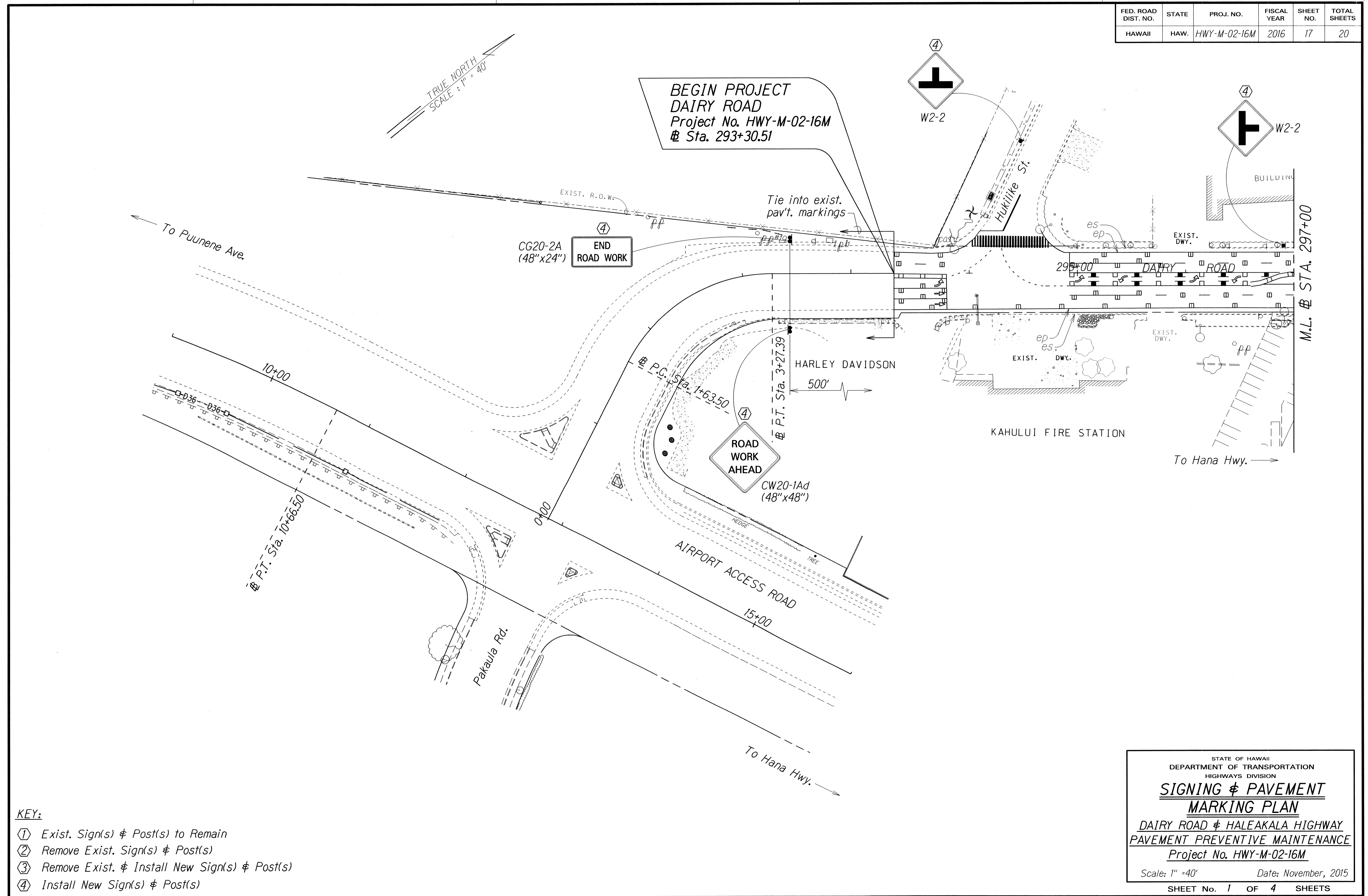


FED. ROAD DIST. NO.	STATE	PROJ. NO.	FISCAL YEAR	SHEET NO.	TOTAL SHEETS
HAWAII	HAW.	HWY-M-02-16M	2016	17	20



ORIGINAL PLAN	DATE
DESIGNED BY	
TRACED BY	
NOTE BOOK	
QUANTITIES BY	
CHECKED BY	

- KEY:**
- ① Exist. Sign(s) & Post(s) to Remain
 - ② Remove Exist. Sign(s) & Post(s)
 - ③ Remove Exist. & Install New Sign(s) & Post(s)
 - ④ Install New Sign(s) & Post(s)

STATE OF HAWAII
DEPARTMENT OF TRANSPORTATION
HIGHWAYS DIVISION

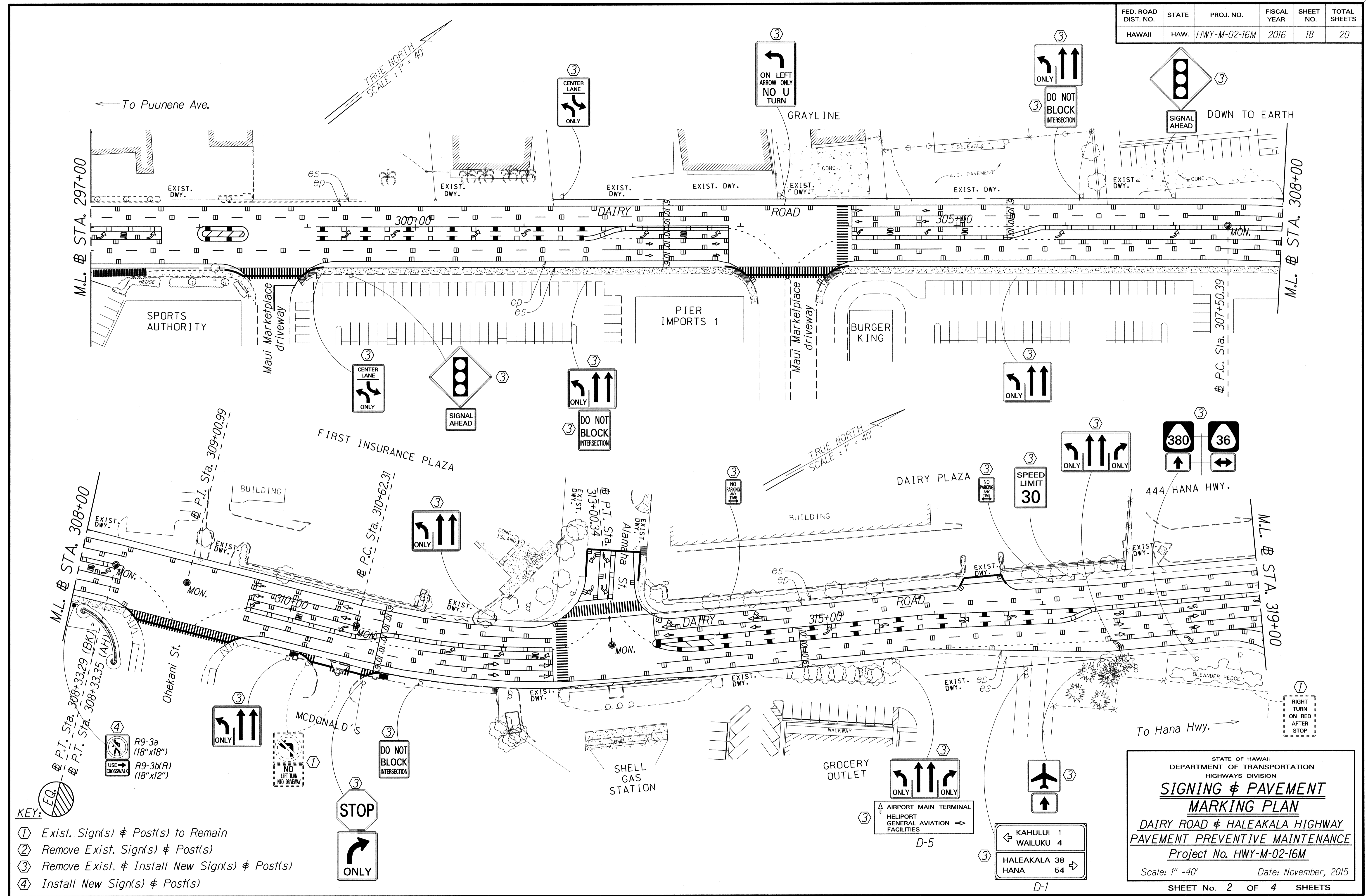
**SIGNING & PAVEMENT
MARKING PLAN**

DAIRY ROAD & HALEAKALA HIGHWAY
PAVEMENT PREVENTIVE MAINTENANCE
Project No. HWY-M-02-16M

Scale: 1" = 40' Date: November, 2015

SHEET No. 1 OF 4 SHEETS

FED. ROAD DIST. NO.	STATE	PROJ. NO.	FISCAL YEAR	SHEET NO.	TOTAL SHEETS
HAWAII	HAW.	HWY-M-02-16M	2016	18	20



- KEY:
- ① Exist. Sign(s) & Post(s) to Remain
 - ② Remove Exist. Sign(s) & Post(s)
 - ③ Remove Exist. & Install New Sign(s) & Post(s)
 - ④ Install New Sign(s) & Post(s)

STATE OF HAWAII
DEPARTMENT OF TRANSPORTATION
HIGHWAYS DIVISION

**SIGNING & PAVEMENT
MARKING PLAN**

**DAIRY ROAD & HALEAKALA HIGHWAY
PAVEMENT PREVENTIVE MAINTENANCE**

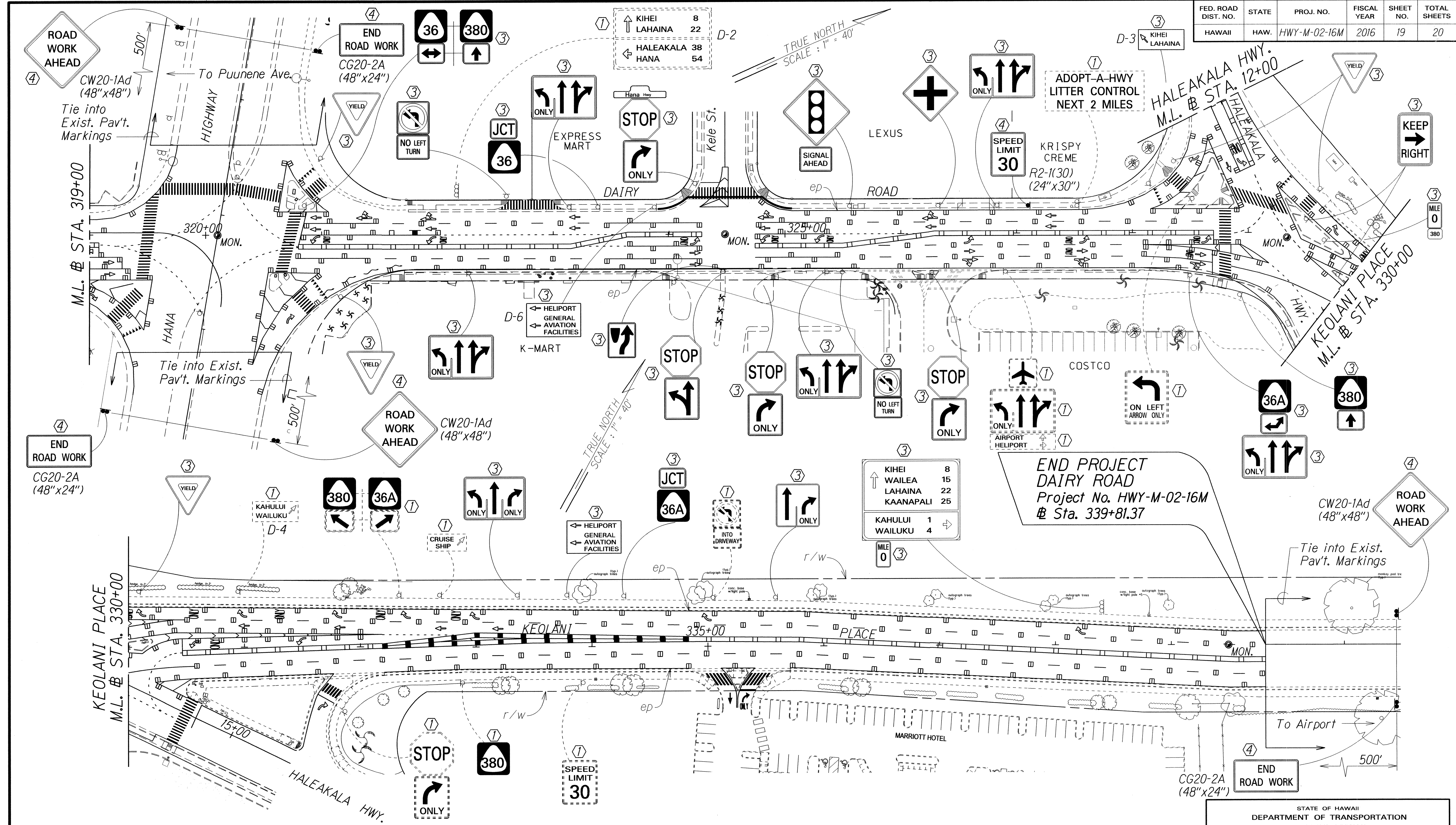
Project No. HWY-M-02-16M

Scale: 1" = 40' Date: November, 2015

SHEET No. 2 OF 4 SHEETS

SURVEY PLOTTED BY	DATE
DESIGNED BY	
QUANTITIES BY	
CHECKED BY	
ORIGINAL PLAN	
NOTE BOOK	
DATE	
CHECKED BY	

FED. ROAD DIST. NO.	STATE	PROJ. NO.	FISCAL YEAR	SHEET NO.	TOTAL SHEETS
HAWAII	HAW.	HWY-M-02-16M	2016	19	20



SURVEY PLOTTED BY	DATE
DESIGNED BY	
TRACED BY	
DESIGNED BY	
QUANTITIES BY	
CHECKED BY	
DATE	

- KEY:**
- ① Exist. Sign(s) & Post(s) to Remain
 - ② Remove Exist. Sign(s) & Post(s)
 - ③ Remove Exist. & Install New Sign(s) & Post(s)
 - ④ Install New Sign(s) & Post(s)

STATE OF HAWAII
DEPARTMENT OF TRANSPORTATION
HIGHWAYS DIVISION

SIGNING & PAVEMENT MARKING PLAN

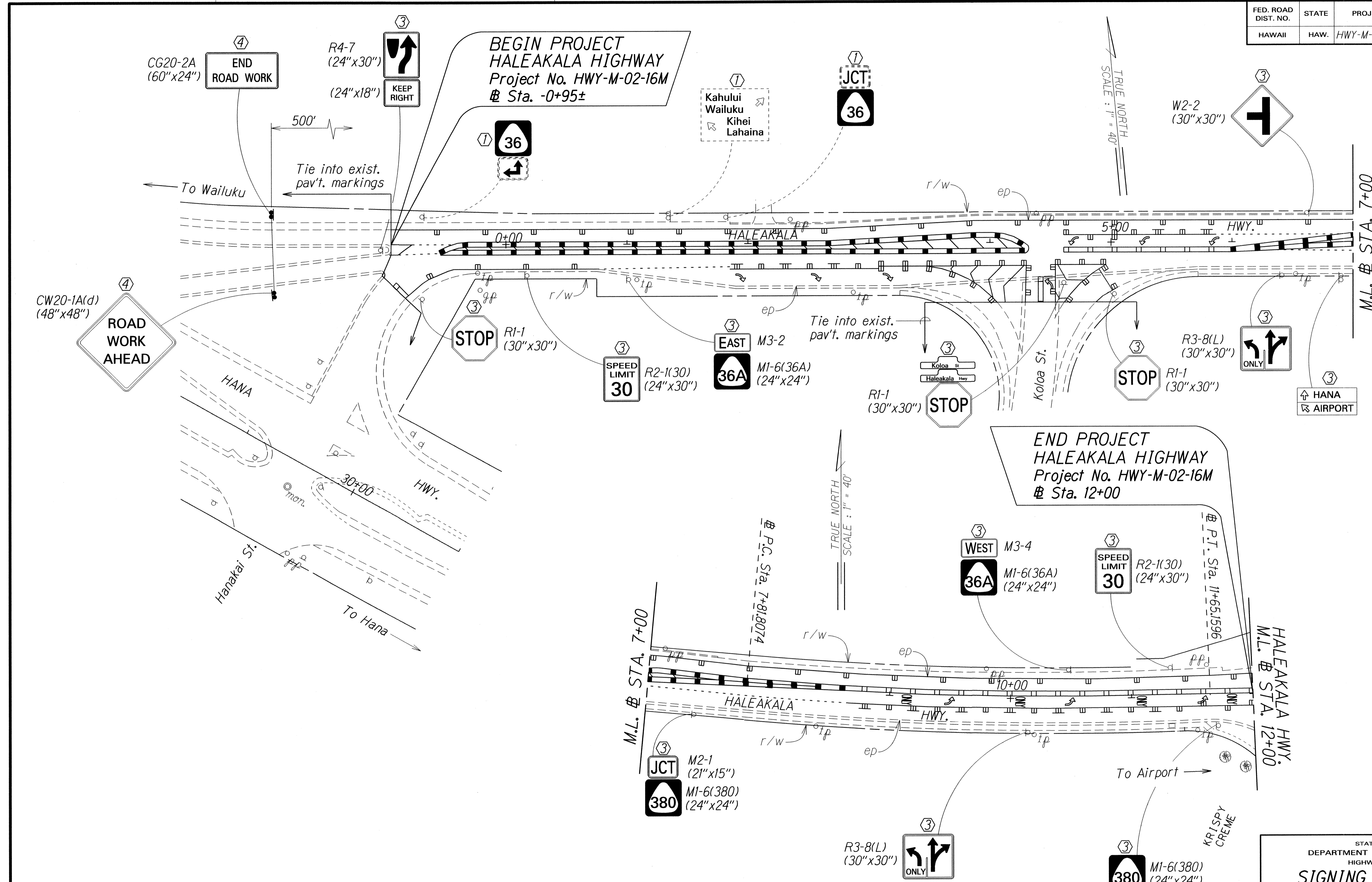
**DAIRY ROAD & HALEAKALA HIGHWAY
PAVEMENT PREVENTIVE MAINTENANCE**

Project No. HWY-M-02-16M

Scale: 1" = 40' Date: November, 2015

SHEET No. 3 OF 4 SHEETS

FED. ROAD DIST. NO.	STATE	PROJ. NO.	FISCAL YEAR	SHEET NO.	TOTAL SHEETS
HAWAII	HAW.	HWY-M-02-16M	2016	20	20



- KEY:**
- ① Exist. Sign(s) & Post(s) to Remain
 - ② Remove Exist. Sign(s) & Post(s)
 - ③ Remove Exist. & Install New Sign(s) & Post(s)
 - ④ Install New Sign(s) & Post(s)

HALEAKALA HIGHWAY PAVEMENT PREVENTIVE MAINTENANCE

STATE OF HAWAII
DEPARTMENT OF TRANSPORTATION
HIGHWAYS DIVISION

SIGNING & PAVEMENT MARKING PLAN

DAIRY ROAD & HALEAKALA HIGHWAY
PAVEMENT PREVENTIVE MAINTENANCE
Project No. HWY-M-02-16M

Scale: 1" = 40' Date: November, 2015

SHEET No. 4 OF 4 SHEETS

SURVEY PLOTTED BY	DATE
DESIGNED BY	2/15/15
CHECKED BY	
NOTE BOOK	
QUANTITIES BY	
CHECKED BY	