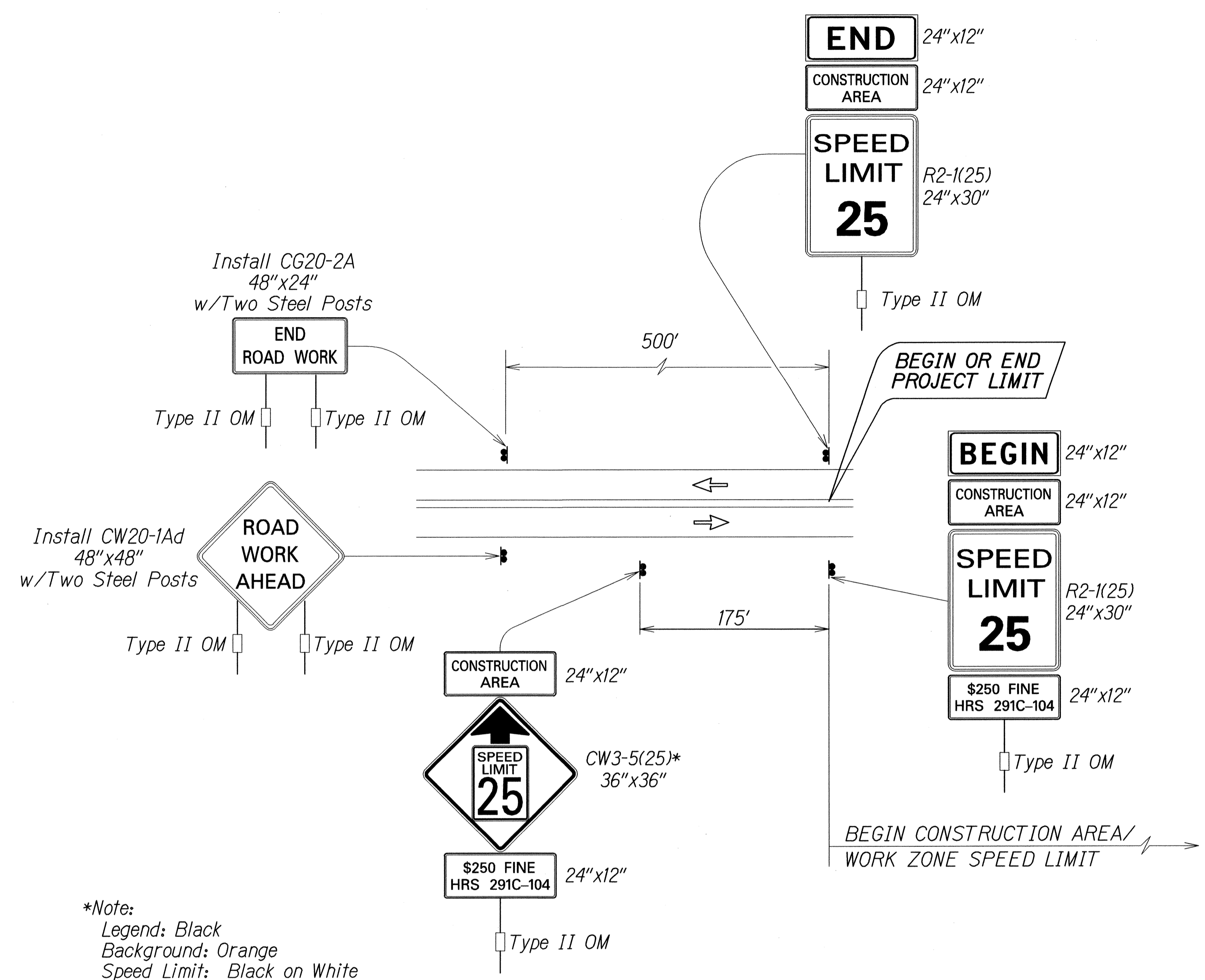


FED. ROAD DIST. NO.	STATE	PROJ. NO.	FISCAL YEAR	SHEET NO.	TOTAL SHEETS
HAWAII	HAW.	HWY-M-01-14M	2014	5	33

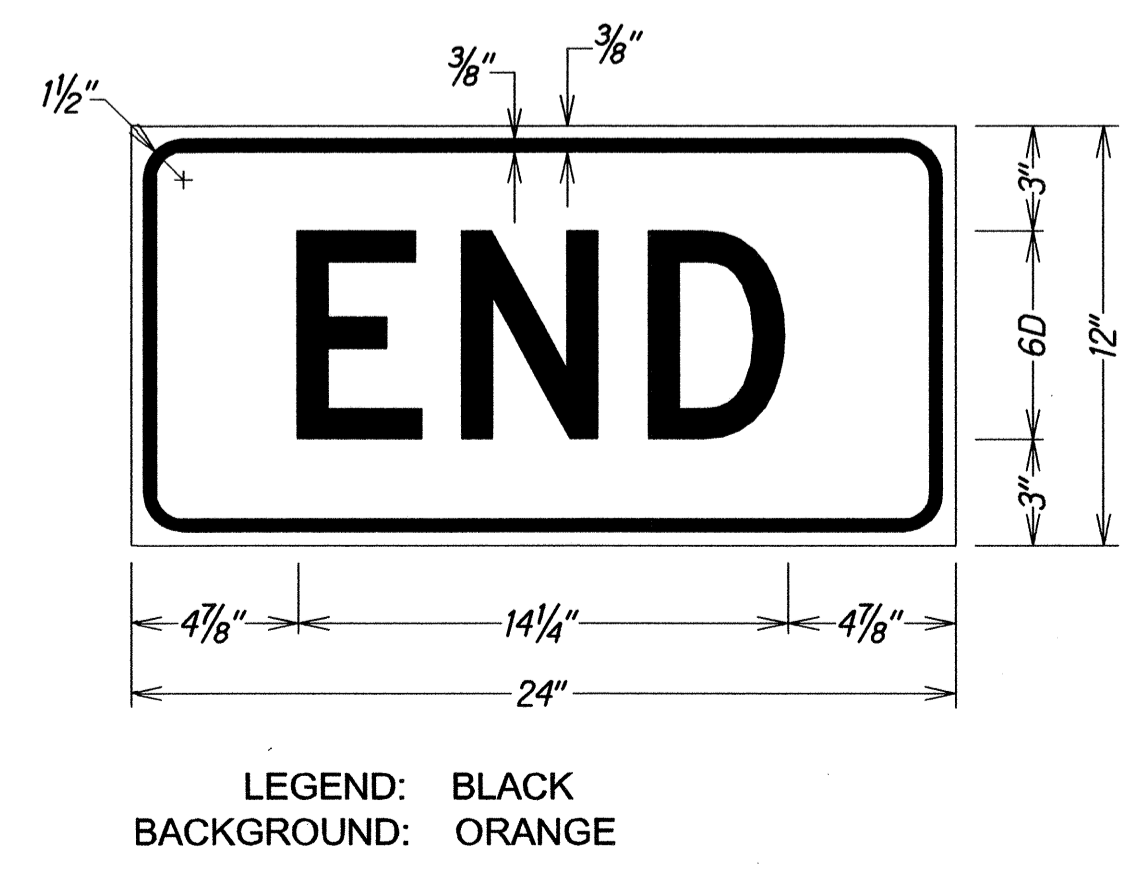
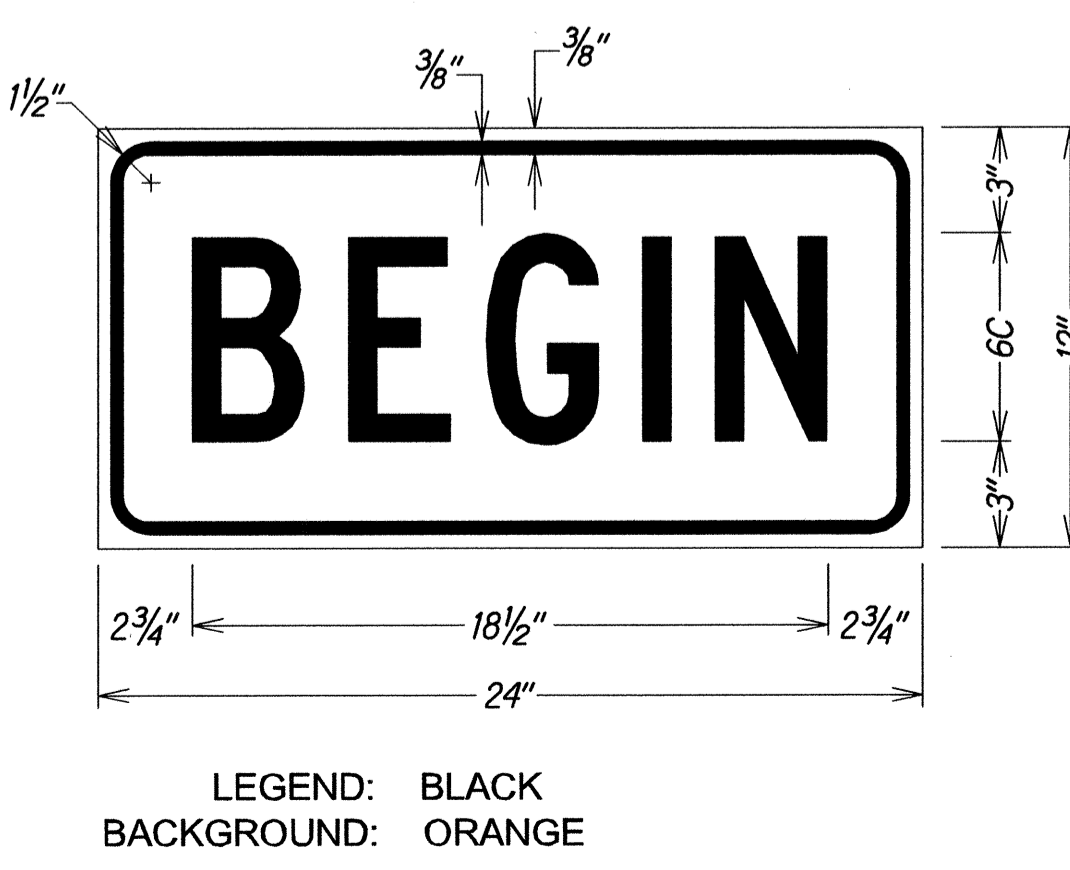
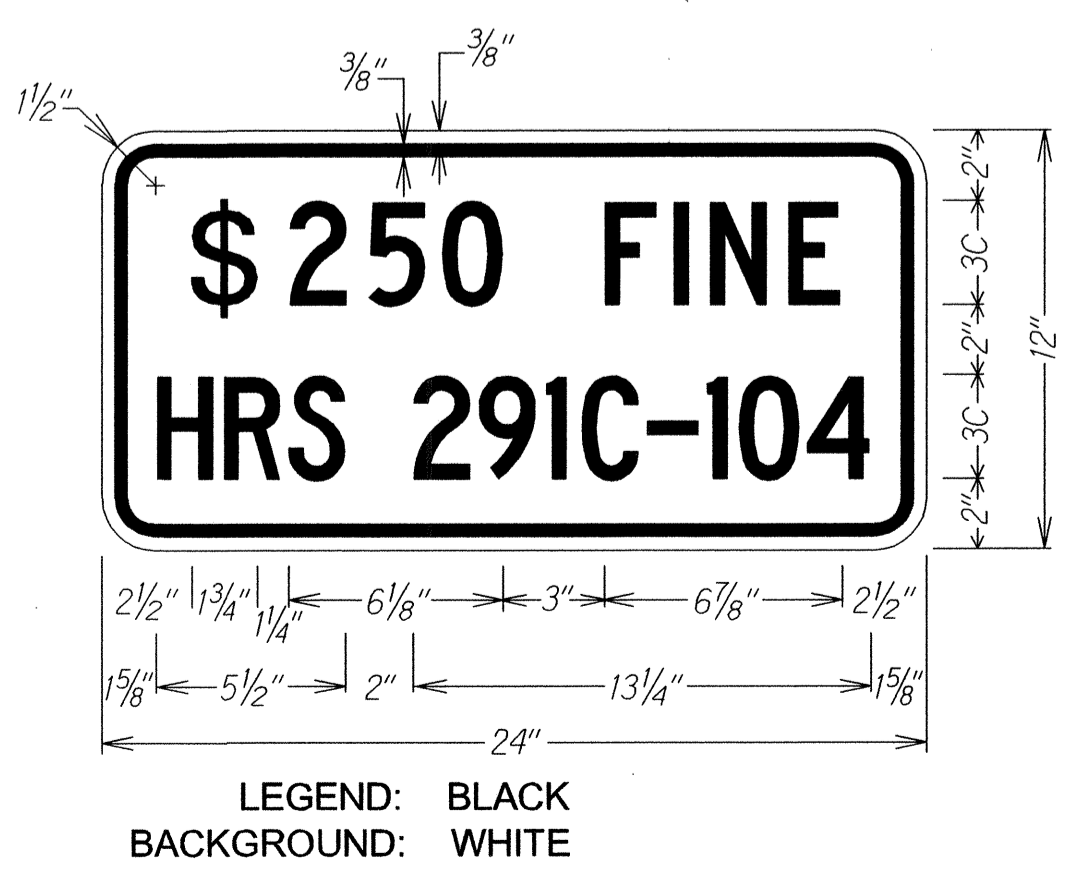



**Work Zone Notes:**

1. This Work Zone Sign Plan is intended for use on long-term stationary work zones/construction phases (3 days or more). All work zones or construction phases less than 3 days duration will use Traffic Control Plans shown in Section 645 of the Special Provisions.
2. All existing regulatory speed limit signs with posts within the work zone/project limits shall be removed and replaced with work zone speed limit sign assemblies (R2-1(25) and CW3-5(25) with "CONSTRUCTION AREA" and "\$250 FINE HRS 291C-104" Supplemental Signs).
3. Construction sign assemblies shall be installed on both the approaching and trailing ends of each work zone as shown on this plan.
4. Each construction warning sign shall have a minimum of two (2) Type II OM. Each work zone speed limit assembly shall have a minimum of one (1) Type II OM. Installation of each Type II OM shall be considered incidental to Item No. 631.1100, Construction Sign with Posts.
5. Upon the completion of all physical work or as directed by the Engineer, all construction signs and work zone speed limit assemblies shall be removed. All speed limit signs and posts that were existing at the start of the project within the work zone/project limits shall be restored back to their original locations and configurations.
6. Placement of construction signs shall not obstruct the path of pedestrians and bicyclists.
7. The removal and restoration of existing regulatory speed limit signs with new posts along with the installation, maintenance and removal of work zone speed limit sign assemblies shall be considered incidental to Item No. 631.1100, Construction Sign with Posts.

\*Note:  
 Legend: Black  
 Background: Orange  
 Speed Limit: Black on White

**TYPICAL DETAIL FOR CONSTRUCTION SIGNS  
 ON TWO LANE OR MULTILANE UNDIVIDED LOW SPEED HIGHWAY**



SURVEY PLOTTED BY	DATE
DRAWN BY	
TRACED BY	
NOTED BY	
CHECKED BY	
NO.	

r:\5\_21\_08\_1\user\steve\constr\_signs\constr\_signs\2\hisp.dgn

STATE OF HAWAII  
 DEPARTMENT OF TRANSPORTATION  
 HIGHWAYS DIVISION  
**LOW SPEED UNDIVIDED HIGHWAY**  
**WORK ZONE SIGNING PLAN, NOTES & DETAILS**  
 SIGN REPLACEMENT AT VARIOUS LOCATIONS  
 Route 36 Hana Hwy, Hookipa Park to Kaipakalua Rd.  
 and Route 360 Hana Hwy, Kaipakalua Rd. to Huelo  
 Project No. HWY-M-01-14M  
 Not To Scale Date: October, 2013  
 SHEET No. 1 OF 1 SHEETS