

FED. ROAD DIST. NO.	STATE	PROJ. NO.	FISCAL YEAR	SHEET NO.	TOTAL SHEETS
HAWAII	HAW.	HWY-M-01-14M	2014	4	33

LEGEND

- 4 each Type A Raised Pavement Markers  
Type C Raised Pavement Markers @ 40'-0" o.c.
- 4 each Type J Raised Pavement Markers  
Type D Raised Pavement Markers @ 40'-0" o.c.
- 8" White Stripe with Type C Raised Pavement Markers @ 20'-0" o.c. (Thermoplastic)
- 4" Double Solid Yellow with Type D Raised Pavement Markers @ 20'-0" o.c. (Thermoplastic)
- 4" Double Solid Yellow Stripes with Type H Raised Pavement Markers @ 20'-0" o.c. (Thermoplastic)
- 4" Yellow Edge Stripe with Type H Raised Pavement Markers @ 40'-0" o.c. (Thermoplastic)
- 4" Double Solid White Stripes with Type C Raised Pavement Markers @ 20'-0" o.c. (Thermoplastic)

- Lane Change Restriction Marking
- 4 each Type A Raised Pavement Markers  
Unless Noted Otherwise in The Plans  
Type C Raised Pavement Markers @ 20'-0" o.c.  
4" White Stripe (Thermoplastic)
- 4" or 8" White Edge Stripe with Type C Raised Pavement Markers @ 40'-0" o.c. (Thermoplastic)
- 4" White Guide Lines (Thermoplastic)
- Transverse Median Marking (Thermoplastic)
- Transverse Shoulder Marking (Thermoplastic)
- Channelizing Island or Deceleration Lane Gore (Thermoplastic)

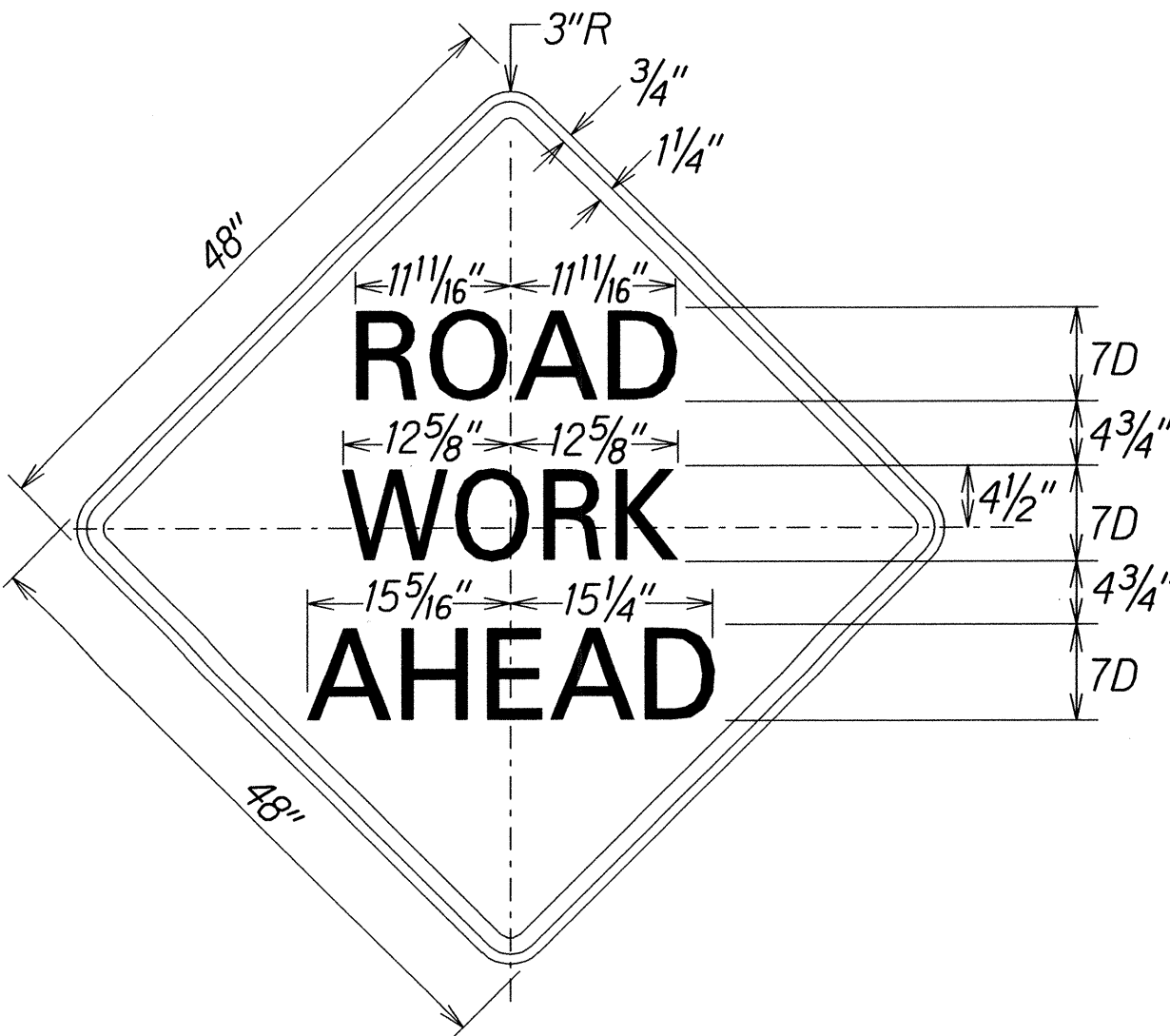
- Crosswalk and Stop Line. All Stop Lines shall be 10'-0" from Crosswalk unless otherwise noted. The circled number indicates the number of lanes for payment (Thermoplastic)

- Pavement Arrow (Thermoplastic)
- STOP
- Pavement Word (Thermoplastic)

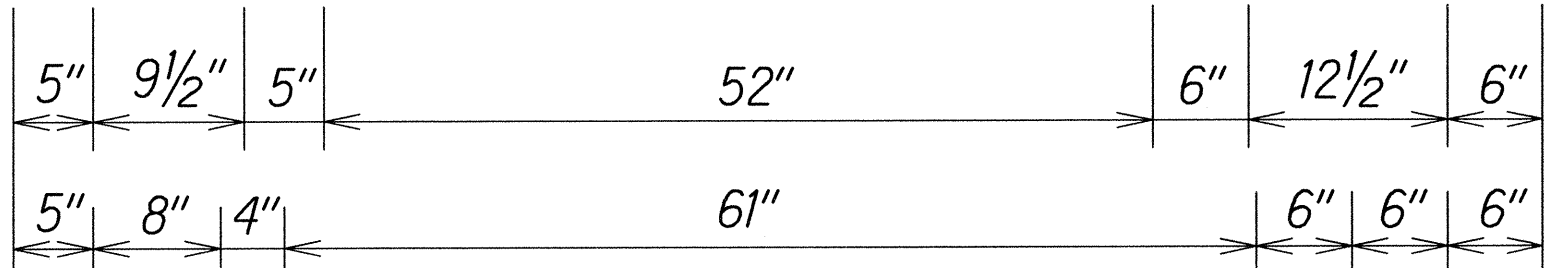
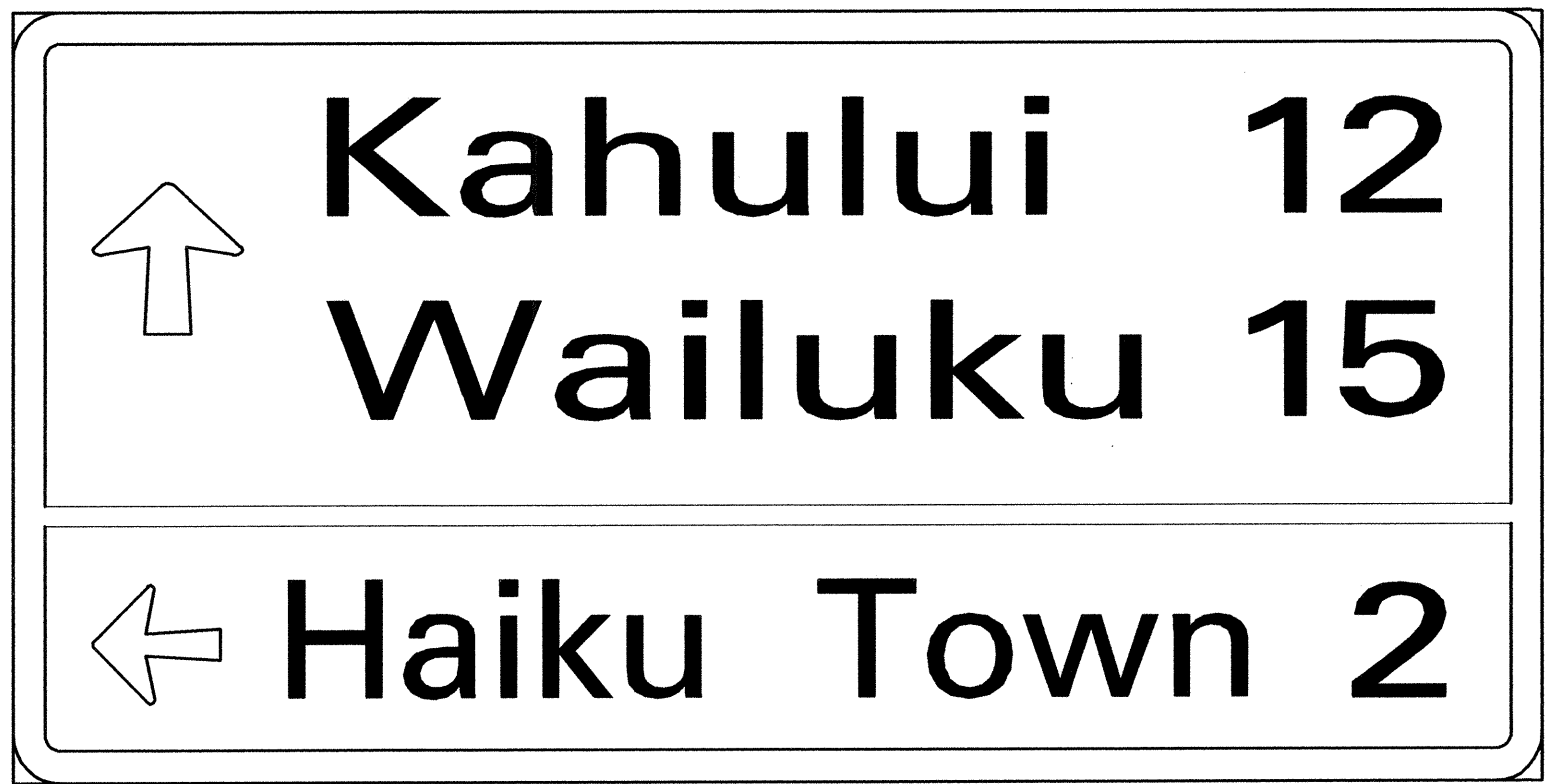
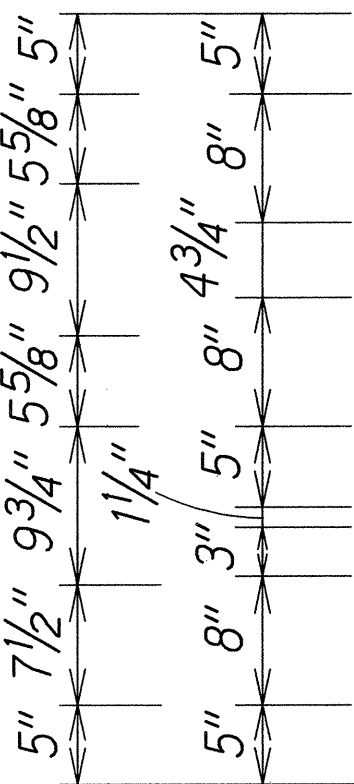
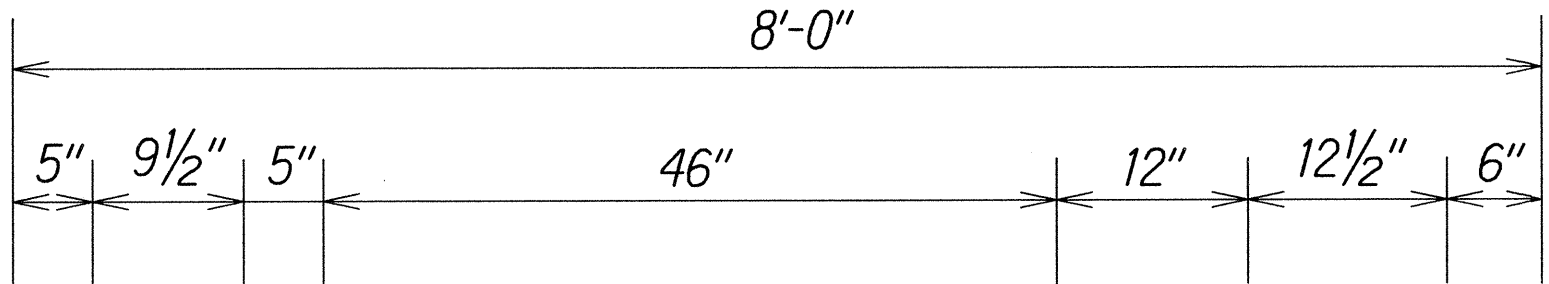
- 4 Each Type J Raised Pavement Markers  
Type D Raised Pavement Markers @ 40'-0" o.c.  
Type H Raised Pavement Markers (Reflective Surface facing no-passing direction)  
4" Single Solid Yellow Stripe (Thermoplastic)

- Extension of Edge Line, 4" Wide x 2'-0" Long White Stripe @ 10'-0" o.c. w/Type C Markers @ 40'-0" o.c. (Thermoplastic)

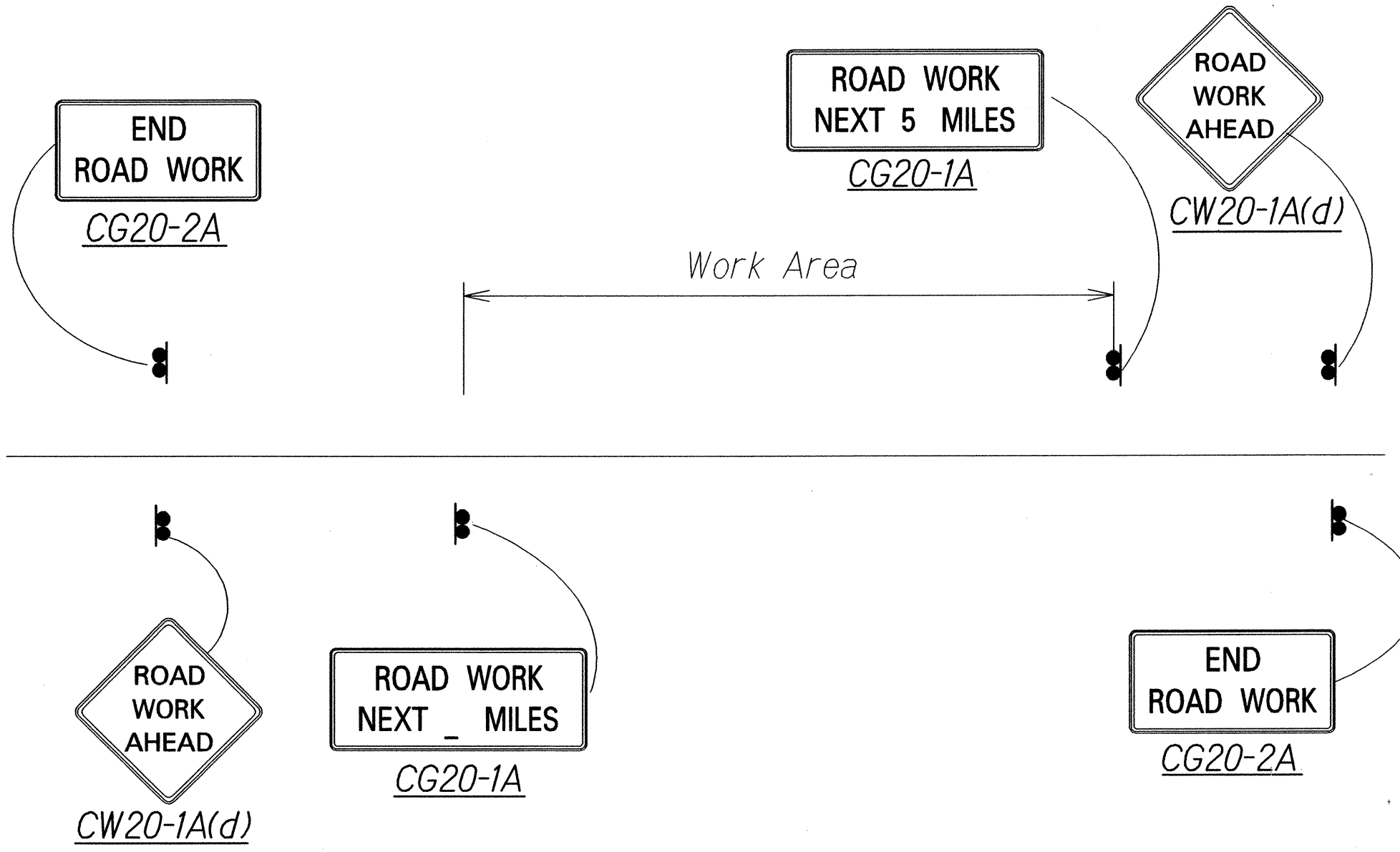
- Reflector Marker (RM-2, White) w/steel post
- Reflector Marker (RM-2, White) w/flexible post



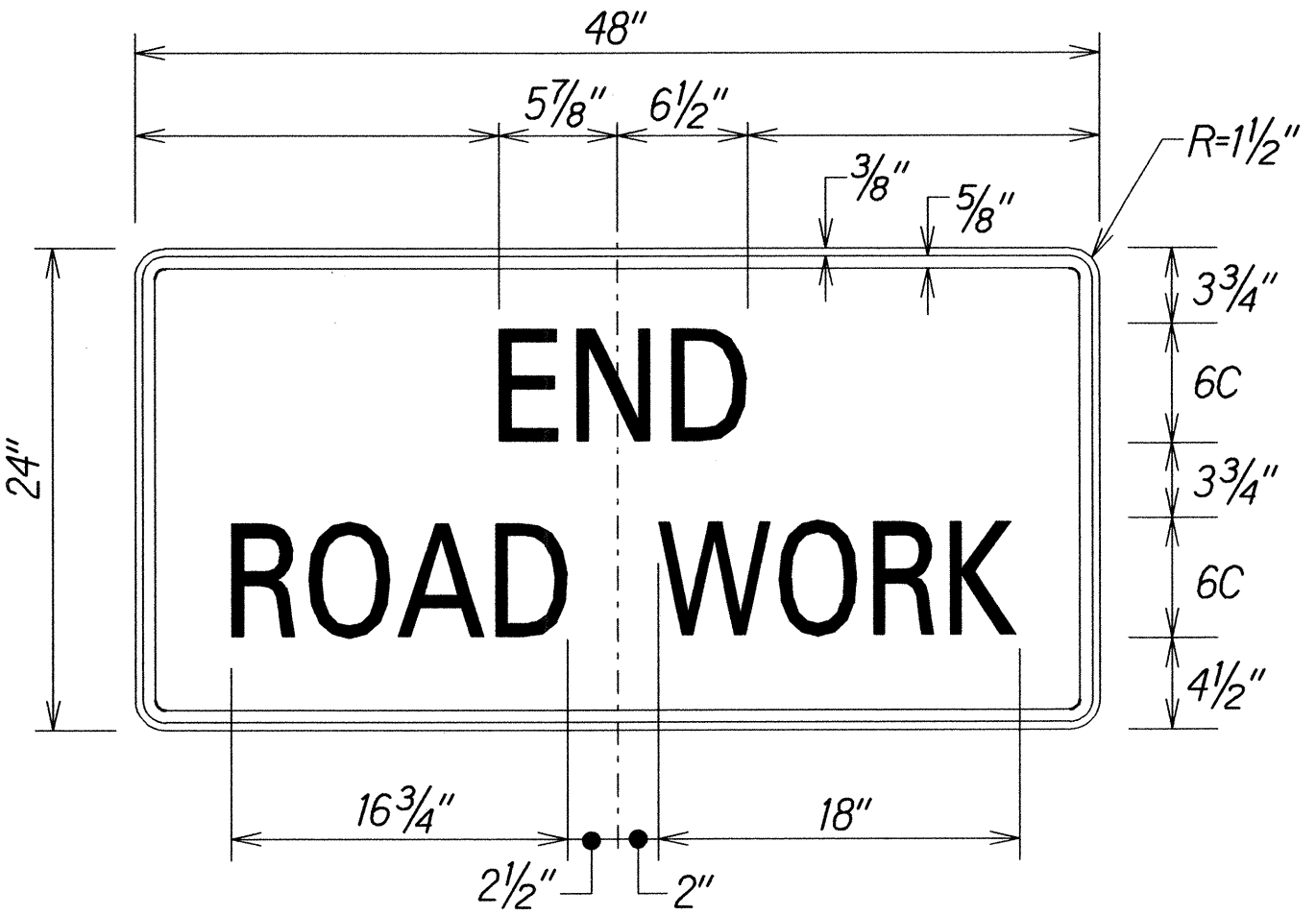
Colors:  
Legend: Black (Non Refl)  
Background: Orange



SIGN D-1  
Scale: 1" = 1'-0"



CONSTRUCTION SIGN LAYOUT DETAIL  
Not to Scale



Colors:  
Legend: Black (Non Refl)  
Background: Orange (Refl)

STATE OF HAWAII  
DEPARTMENT OF TRANSPORTATION  
HIGHWAYS DIVISION

PAVEMENT MARKING  
LEGEND, DETAILS & NOTES  
SIGN REPLACEMENT AT VARIOUS LOCATIONS  
Route 36 Hana Hwy, Hookipa Park to Kaupakalua Rd.  
and Route 360 Hana Hwy, Kaupakalua Rd. to Huelo  
Project No. HWY-M-01-14M  
Scale: As Noted Date: October, 2013  
SHEET No. 1 OF 1 SHEETS

SURVEY PLOTTED BY	DATE
DRAWN BY	02/08
DESIGNED BY	
QUANTITIES BY	
CHECKED BY	
ORIGINAL PLAN	
NOTE BOOK	
REVISIONS	
DATE	
BY	
REASON	