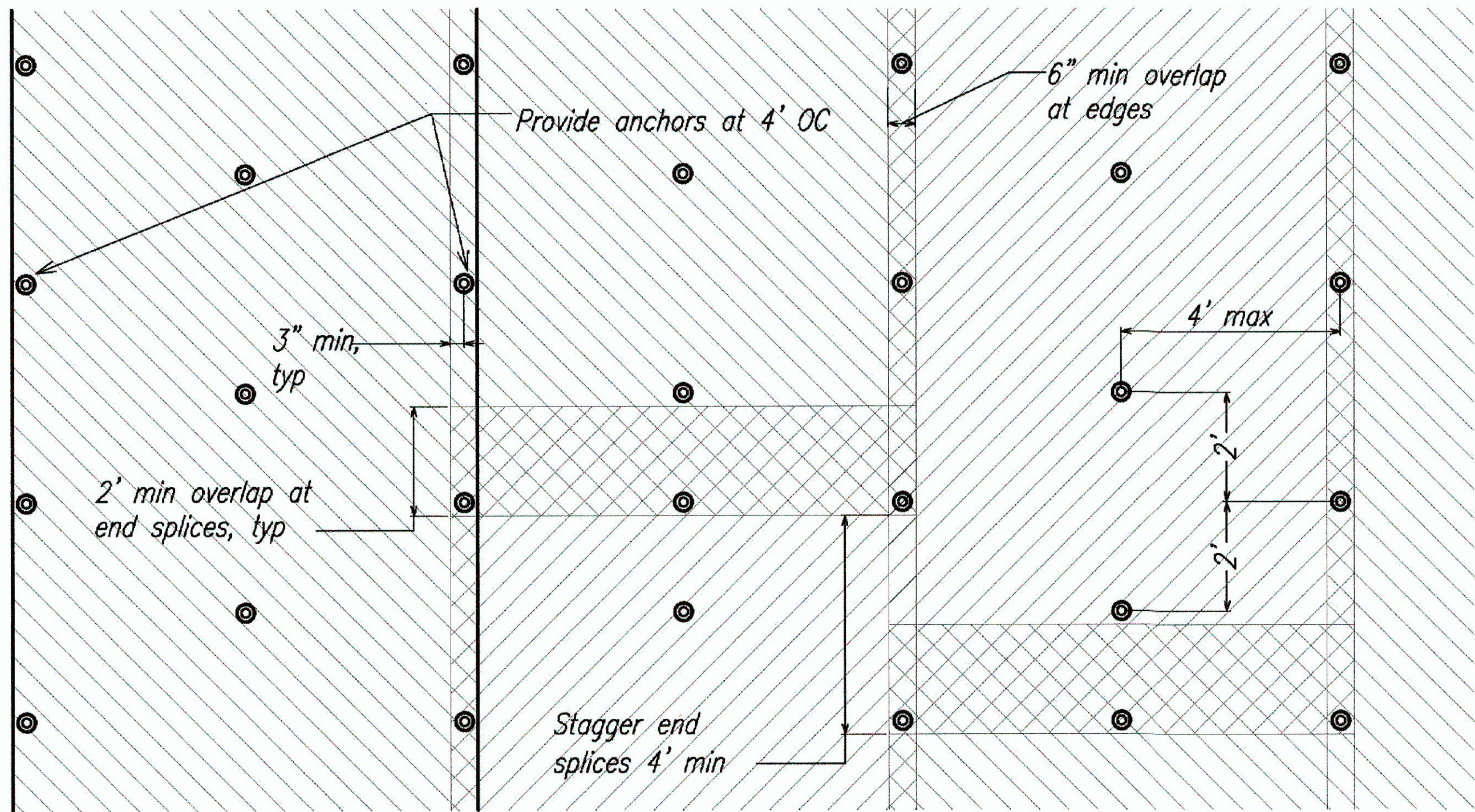
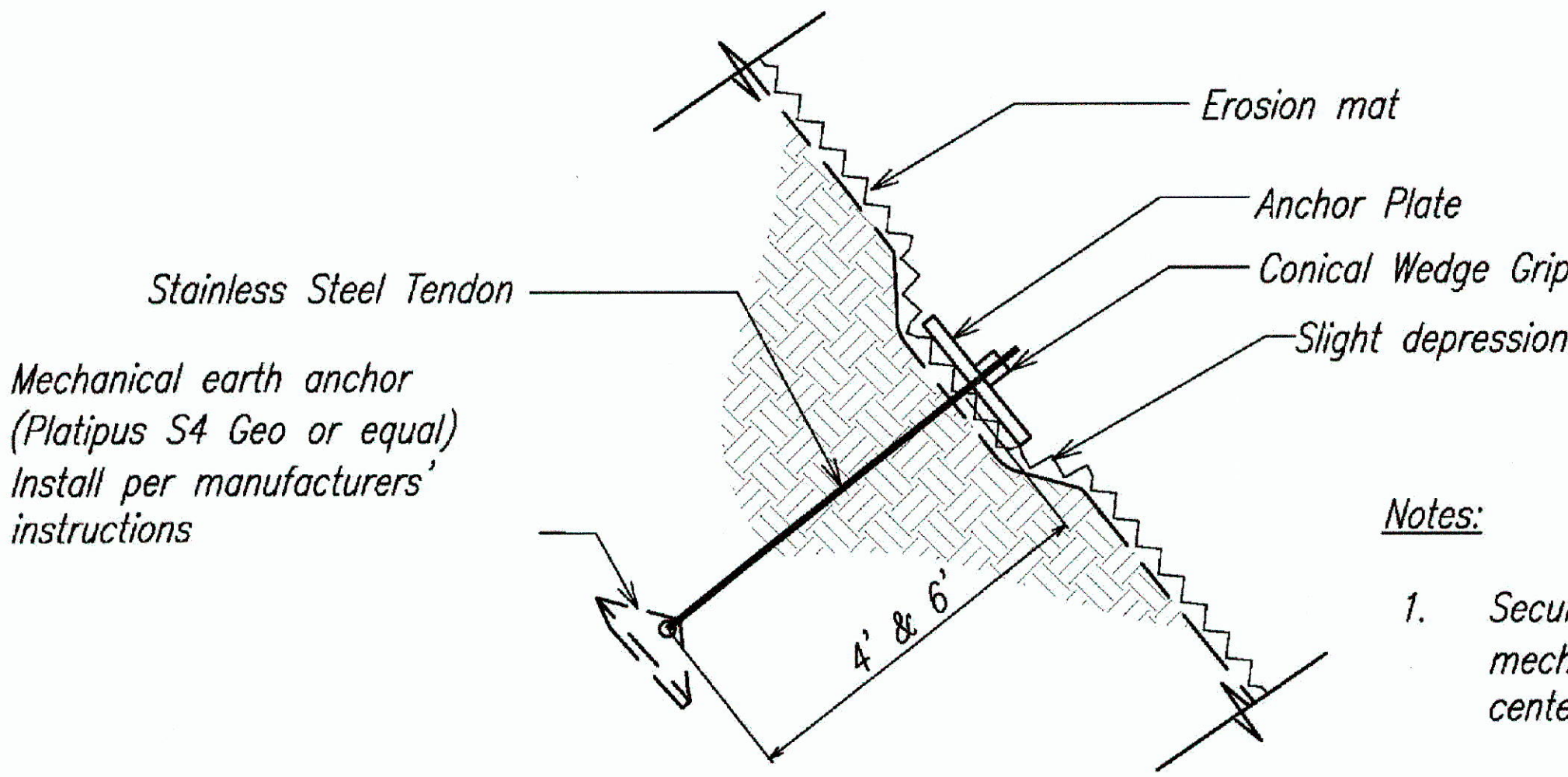


FED. ROAD DIST. NO.	STATE	FED. AID PROJ. NO.	FISCAL YEAR	SHEET NO.	TOTAL SHEETS
MAUI	HAW.	ER-16(008)	2012	8	14



ANCHOR MAT LAYOUT



- Notes:
1. Secure all erosion mat edges with mechanical earth anchors at 4' on center.

MECHANICAL EARTH ANCHORS

NOTE:


Total Anchored Erosion Mat Installed: 7,514.4 SF  
Total Mechanical Earth Anchors Installed: 492 EA

ANCHORED EROSION MAT DETAILS  
Not To Scale

ORIGINAL PLAN	SURVEY PLOTTED BY	DATE
NOTE BOOK	DRAWN BY	
	DESIGNED BY	
	CHECKED BY	
No.		

LEGEND FOR AS-BUILT POSTINGS	
	Squiggly line for as-built deletion
	Double line for as-built deletion
Roadway	Text for as-built posting

AECOM



EXPIRATION DATE OF THE LICENSE: 4/30/2014  
THIS WORK WAS PREPARED BY ME OR UNDER MY SUPERVISION.

STATE OF HAWAII  
DEPARTMENT OF TRANSPORTATION  
HIGHWAYS DIVISION

ANCHORED EROSION  
MAT DETAILS

HANA HIGHWAY EMERGENCY REPAIRS  
MILEPOST 10.4

FEDERAL-AID PROJECT NO. ER-16(008)  
Scale: As Noted Date: July 10, 2012

SHEET No. 8 OF 14 SHEETS

"AS-BUILT"