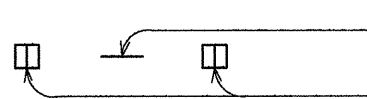
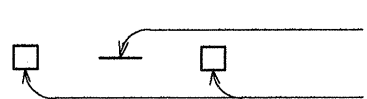



LEGEND



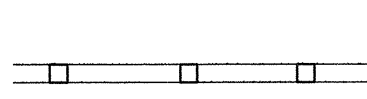
4 each Type A Raised Pavement Markers
Type CL Raised Pavement Markers @ 40'- 0" o.c.




4 each Type J Raised Pavement Markers
Type DL Raised Pavement Markers @ 40'- 0" o.c.




8" White Stripe with Type CL Raised Pavement Markers @ 20'- 0" o.c. (Tape, Type I or Thermoplastic Extrusion)




4" Double Solid Yellow with Type DL Raised Pavement Markers @ 20'- 0" o.c. (Tape, Type I or Thermoplastic Extrusion)




4" Double Solid Yellow Stripes with Type HL Raised Pavement Markers @ 20'- 0" o.c. (Tape, Type II or Thermoplastic Extrusion)




4" Yellow Edge Stripe with Type HL Raised Pavement Markers @ 40'- 0" o.c. (Tape, Type II or Thermoplastic Extrusion)



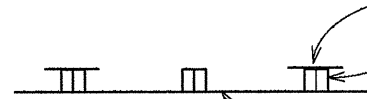
4" Double Solid White Stripes with Type CL Raised Pavement Markers @ 20'- 0" o.c. (Tape, Type I or Thermoplastic Extrusion)




Lane Change Restriction Marking
4 each Type A Raised Pavement Markers
Type CL Raised Pavement Markers @ 20'- 0" o.c.
4" White Stripe (Tape, Type I or Thermoplastic Extrusion)




4" or 8" White Edge Stripe with Type CL Raised Pavement Markers @ 40'-0" o.c. (Tape, Type II or Thermoplastic Extrusion)



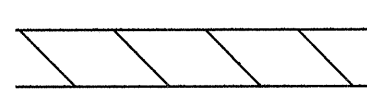
4" White or Yellow Guide Lines (Thermoplastic Extrusion)



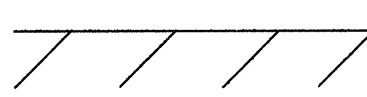
Transverse Median Marking (Tape, Type II or Thermoplastic Extrusion)




Transverse Shoulder Marking (Tape, Type II or Thermoplastic Extrusion)



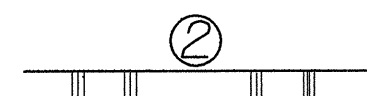
Channelizing Island or Deceleration Lane Gore (Tape, Type II or Thermoplastic Extrusion)




Crosswalk and Stop Line. All Stop Lines shall be 10'- 0" from Crosswalk unless otherwise noted. The circled number indicates the number of lanes for payment. (Thermoplastic Extrusion)




Pavement Arrow (Tape, Type I or Thermoplastic Extrusion)



Pavement Word (Tape, Type I or Thermoplastic Extrusion)



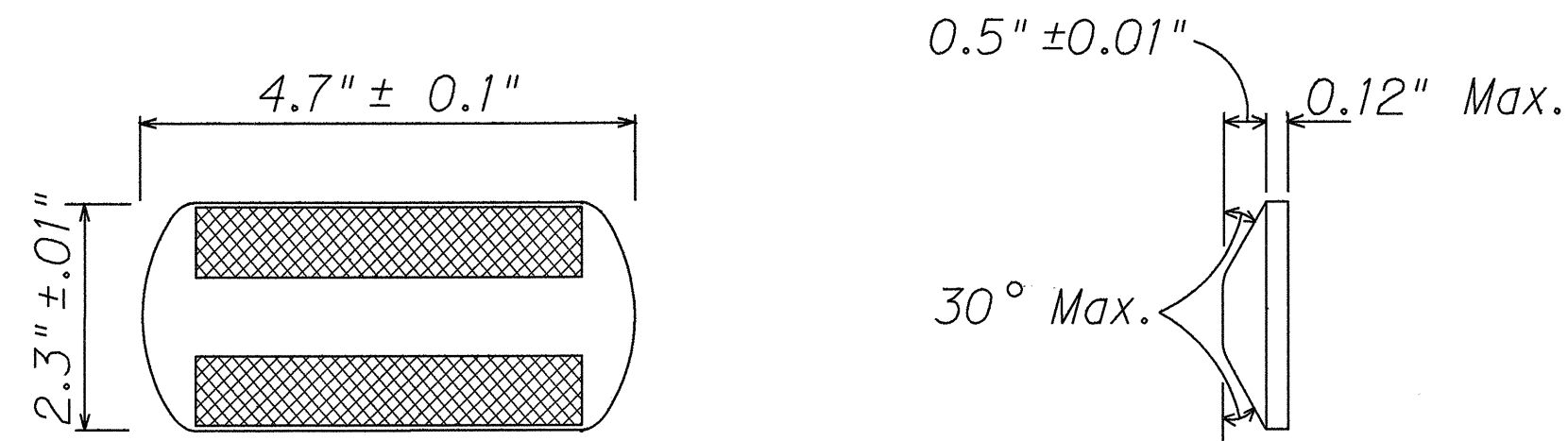
4 Each Type J Raised Pavement Markers
Type DL Raised Pavement Markers @ 40'- 0" o.c.
Type HL Raised Pavement Markers (Reflective Surface facing no-passing direction)
4" Single Solid Yellow Stripe (Tape, Type I or Thermoplastic Extrusion)
Extension of Edge Line, 4" Wide x 2'- 0" Long
White Stripe @ 10'- 0" o.c. w/Type CL Markers @ 40'- 0" o.c. (Thermoplastic Extrusion)



10' 10' 10' 10'

NOTES

- Layout of pavement markings and striping shall be done by the Contractor and approved by the Engineer prior to any installation work.
- Existing pavement markings not incorporated in the final traffic pattern shall be removed as directed by the Engineer. Costs shall be incidental to the various pavement marking items.
- Raised pavement markers shall not be installed within crosswalks.
- Details of Type C, Type D and Type H Markers on Standard Plan Nos. TE-30, TE-31 and TE-32 shall be deleted and replaced with details of Type CL, Type DL and Type HL Markers as shown on this sheet. All references to Type C, Type D and Type H Markers in the plans shall mean Type CL, Type DL and Type HL Markers.
- Final locations of all signs shall be approved by the Engineer prior to any installation work.
- Existing signs not shown on these plans shall remain as posted unless otherwise directed by the Engineer. Removal and disposal of existing signs and/or posts as designated on these plans shall be incidental to the various signing items.
- Final locations of all Stop Lines shall be approved by the Engineer prior to installation.
- All pavement striping shall be as noted on the Legend or plans.
- All preformed pavement marking tapes over existing pavement shall be applied with an approved primer as recommended by the tape manufacturer and as approved by the Engineer. The primer shall be allowed to dry to the tacky stage prior to tape application.



TYPE CL
Red-Clear Reflective Marker
or
TYPE DL
Two-Way Yellow Reflective Marker
or
TYPE HL
One-Way Yellow Reflective Marker

RAISED PAVEMENT MARKER DETAILS

Not to Scale

SURVEY PLOTTED BY	DATE
DRAWN BY	
TRACED BY	
DESIGNED BY	
NOTED BY	
CHECKED BY	
IN CHARGE	

STATE OF HAWAII
DEPARTMENT OF TRANSPORTATION
HIGHWAYS DIVISION

PAVEMENT MARKING
LEGEND, DETAILS & NOTES

HALEAKALA HIGHWAY, WHARF STREET
AND HOBRON STREET RESURFACING
PROJ. NO. HWY-M-01-91M

Date: Jan., 1991