

STREET NAMES W/DIACRITICAL MARKS
& BLOCK NUMBERING

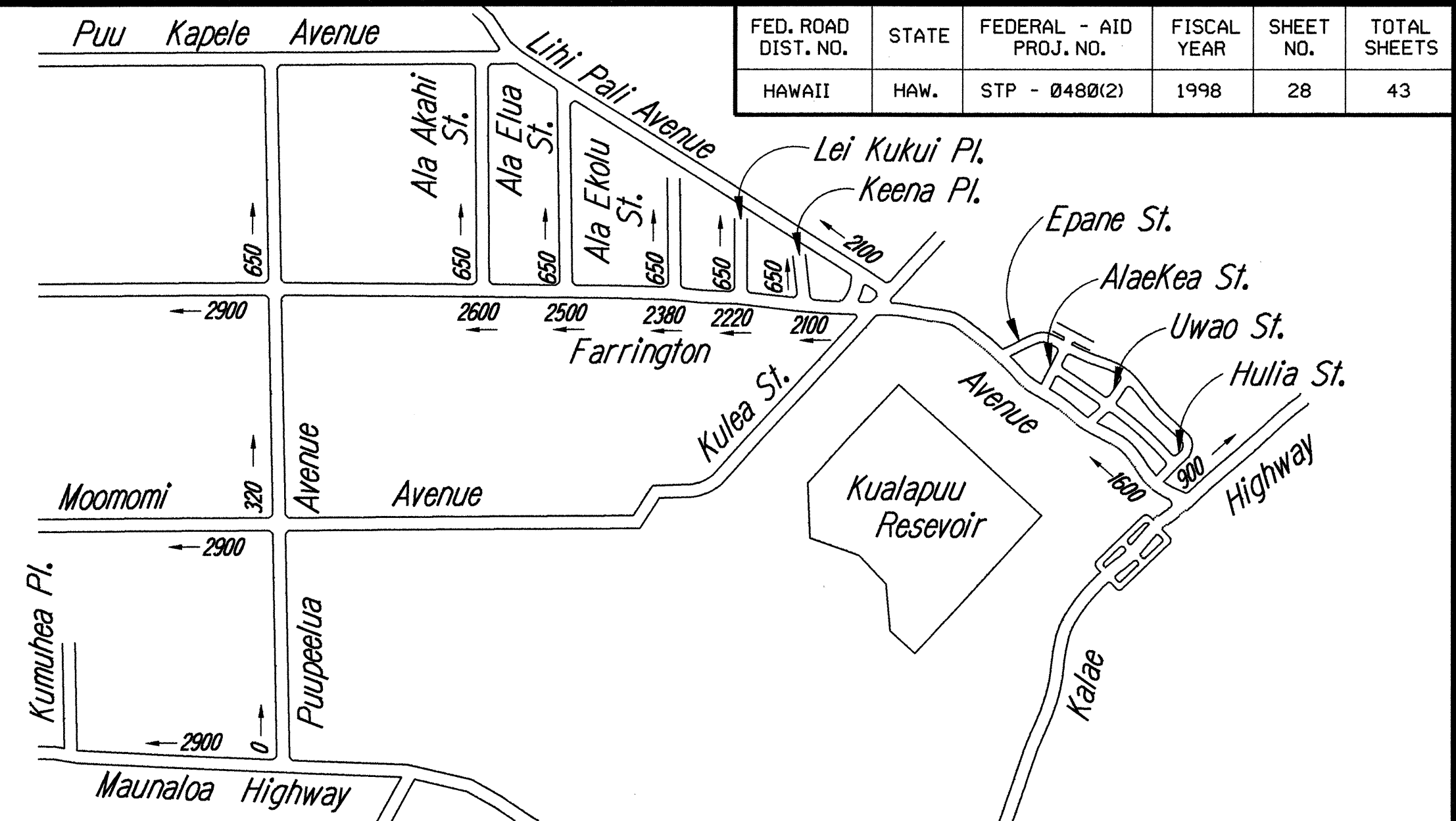
NOTE:
CONTRACTOR TO VERIFY BLOCK NUMBERING WITH THE ENGINEERING
BEFORE ORDERING STREET NAME SIGNS.

PU'UPE'ELUA AVENUE:

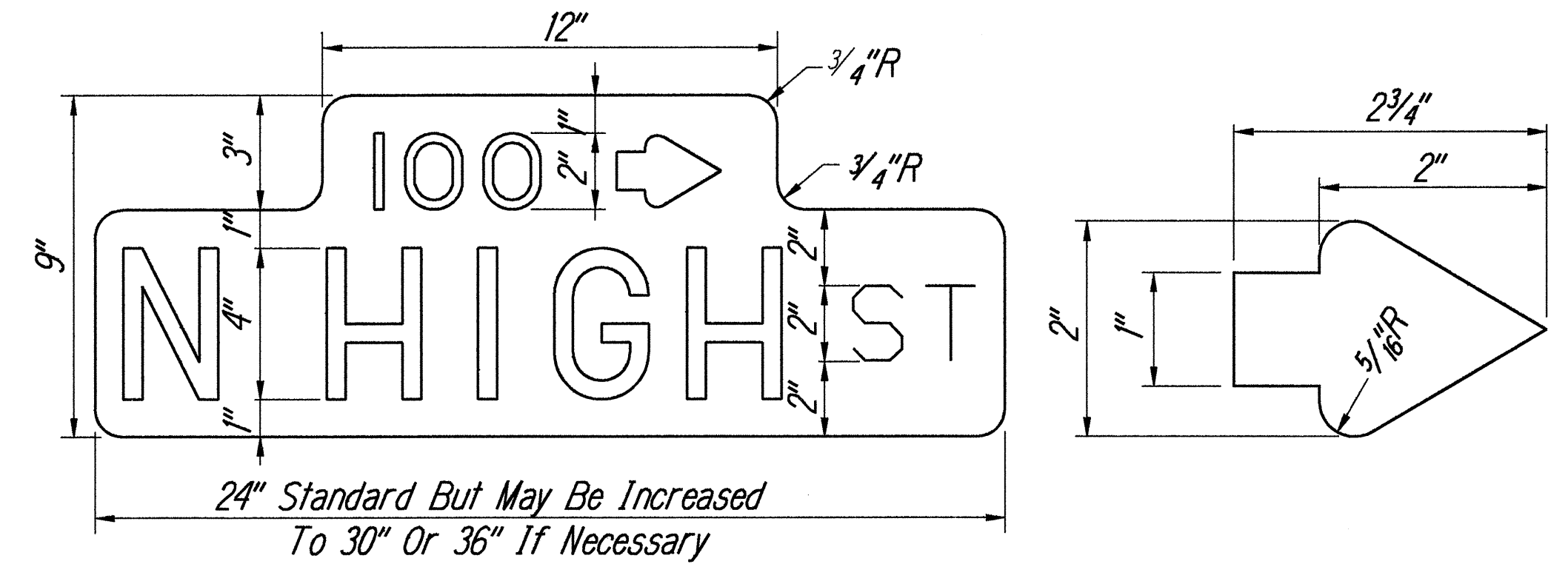
1. ← 2900 MAUNALOA HWY.
2. ← 2900 MO'OMOMI AVE.
3. ← 2900 MO'OMOMI AVE.
4. ← 2900 FARRINGTON AVE.
5. ← 2900 FARRINGTON AVE.
6. 0 → PU'UPE'ELUA AVE.
7. 320 → PU'UPE'ELUA AVE.
8. 320 → PU'UPE'ELUA AVE.
9. 650 → PU'UPE'ELUA AVE.
10. 650 → PU'UPE'ELUA AVE.

FARRINGTON AVENUE:

11. ← 650 ALA 'AKAHI ST.
12. ← 650 ALA 'ELUA ST.
13. ← 650 ALA 'EKOLU ST.
14. ← 650 LEI KUKUI PL.
15. ← 650 KE'ENA PL.
16. ← 2100 LIHI PALI AVE.
17. ← 'EPANE ST.
18. ← 'ALAEKEA ST.
19. ← 'UWAO ST.
20. ← HUI'LA ST.
21. ← 900 KĀLA'E HWY.
22. ← 2600 FARRINGTON AVE.
23. ← 2500 FARRINGTON AVE.
24. ← 2380 FARRINGTON AVE.
25. ← 2220 FARRINGTON AVE.
26. ← FARRINGTON AVE.
27. ← 2100 FARRINGTON AVE.
28. ← FARRINGTON AVE.
29. ← FARRINGTON AVE.
30. ← FARRINGTON AVE.
31. ← FARRINGTON AVE.
32. ← 1600 FARRINGTON AVE.



STREET NUMBERING MAP FOR
PUUPEELUA AVENUE AND FARRINGTON AVENUE




Notes:

1. Remove existing Street Name/Stop signs and posts. Replace with new Street Name/Stop signs and posts. Return all Street Name signs to the Traffic Signs and Marking Section, County's Molokai Baseyard.
2. All signs shall be high intensity reflective and shall conform with State Standard Plans TE-01 through TE-04.
3. Refer to DPW Standard Detail TE-14 for design of Standard Street Name sign with Blocking Numbering.
4. Refer to DPW Standard Detail TE-11 for installation of Street Name sign on Stop sign.

STANDARD STREET NAME SIGN
Scale: None

Stop Sign Per
D.O.T. Stds.



Notes:

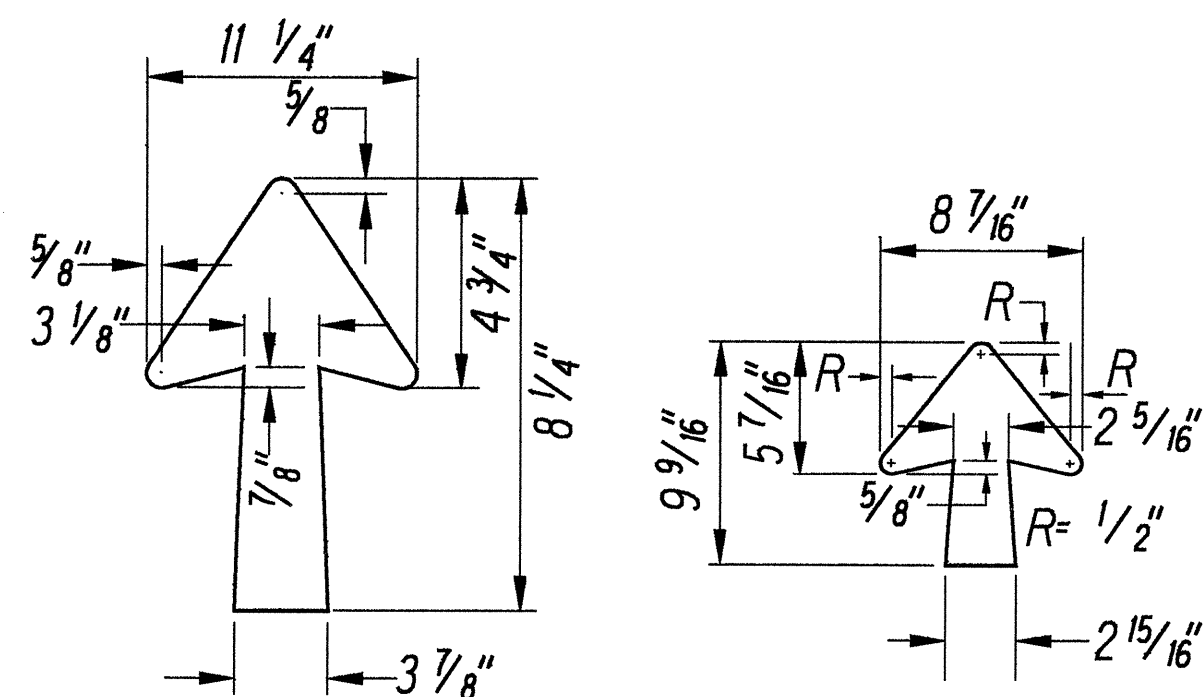
1. The Exact Sign Location Will Be Designated By The Engineer.
2. 2" Letters Shall Be Used For St., Dr., Hwy., Rd., Etc.
3. Street Numbering To Be Designated By The Department Of Public Works.

STREET NAME SIGN DETAIL
Scale: None

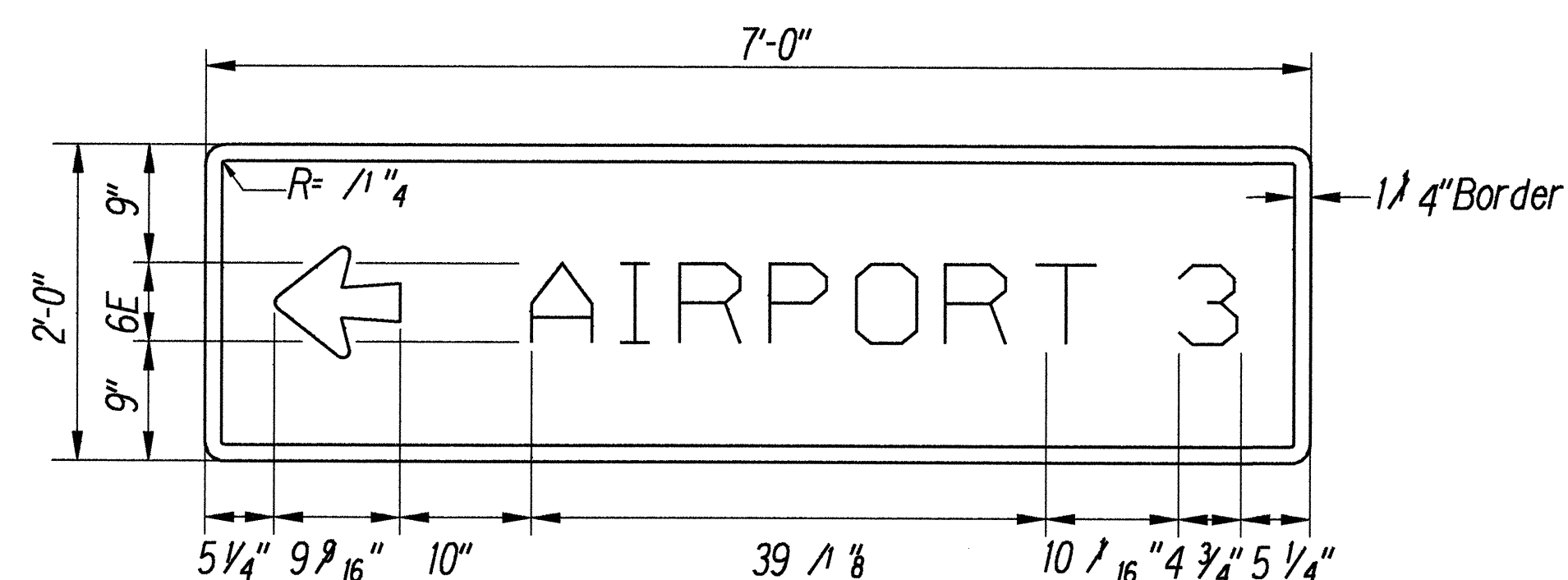
	STATE OF HAWAII DEPARTMENT OF TRANSPORTATION HIGHWAYS DIVISION
	SIGN PANEL LAYOUT AND MISCELLANEOUS DETAILS PUUPEELUA AVENUE RESURFACING Maunaloa Highway to Farrington Avenue And FARRINGTON AVENUE RESURFACING Puupeelua Avenue to Kalae Highway Federal - Aid Project No. STP - 0480(2) Scale: As Noted Date: March 1998
THIS WORK WAS PREPARED BY ME OR UNDER MY SUPERVISION	SHEET No. 1 OF 2 SHEETS

ORIGINAL PLAN	SURVEY PLOTTED BY	DATE
NOTE BOOK	DRAWN BY	
	DESIGNED BY	
	CHECKED BY	
No.		

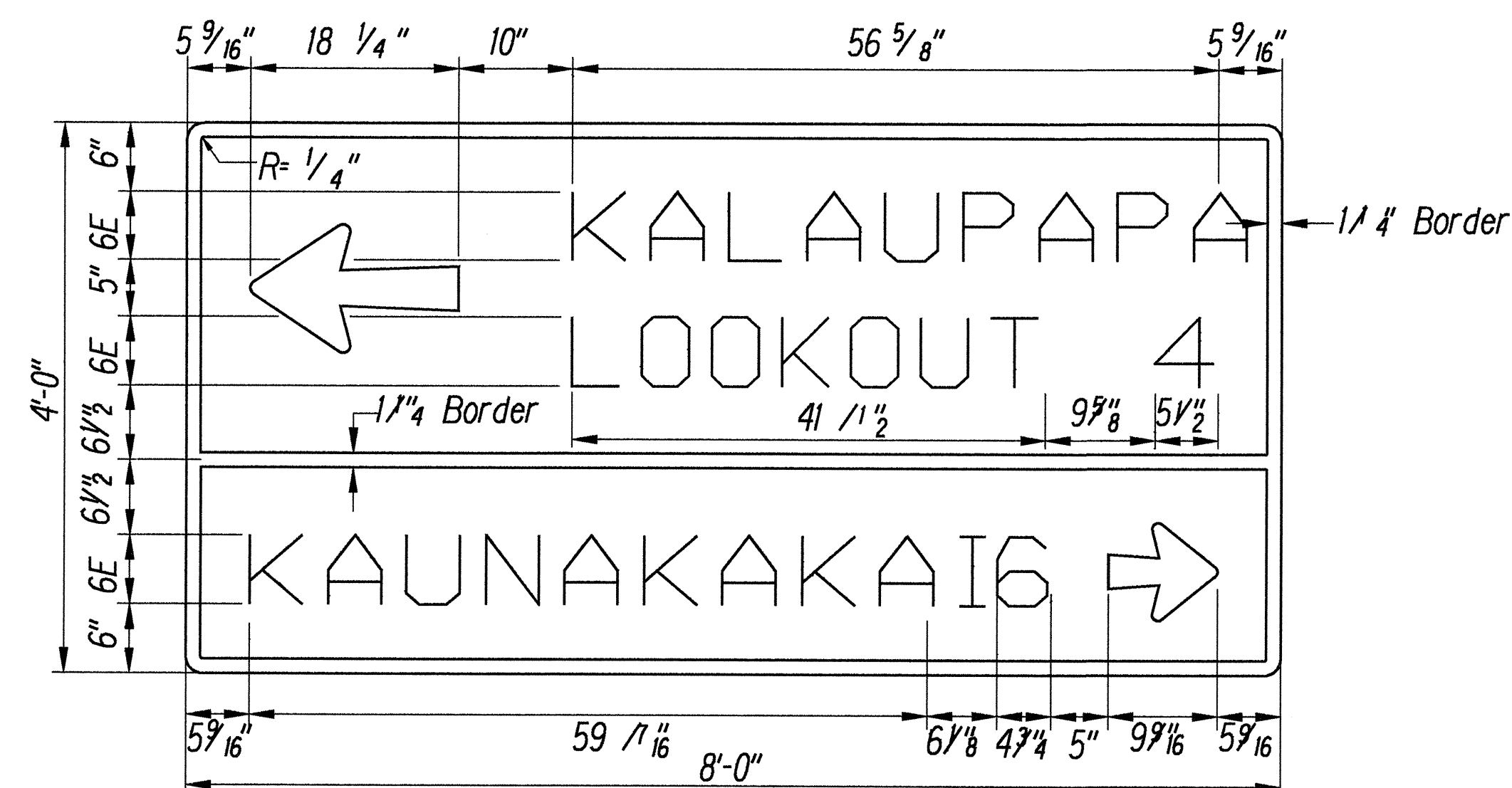
FED. ROAD DIST. NO.	STATE	FEDERAL - AID PROJ. NO.	FISCAL YEAR	SHEET NO.	TOTAL SHEETS
HAWAII	HAW.	STP - 0480(2)	1998	29	43




TYPICAL ARROW DETAILS
Scale: 1"=1/20"



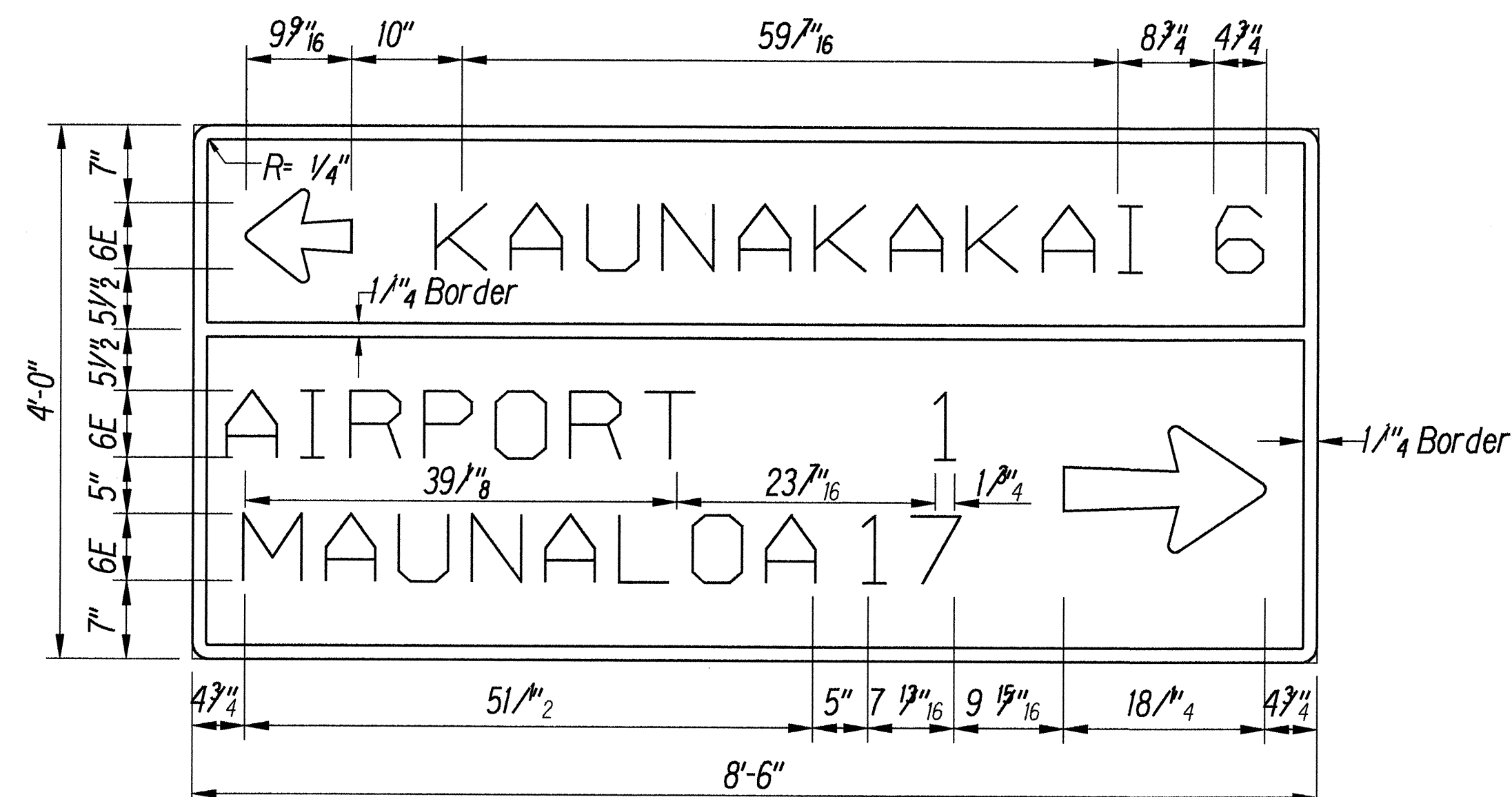
SIGN D-2
Scale: 1"=1'-0"



SIGN D-3
Scale: 1"=1'-0"



SIGN R16-1d
Scale: 1 1/2"=1'-0"



SIGN D-1
Scale: 1"=1'-0"

NOTES:

- The Contractor shall verify the locations and dimensions of existing Signs Panels, supports and framing.
- Letter Size:
 - When letters are all uppercase, use series "E" unless otherwise noted.
 - When initial uppercase letter is used in conjunction with lower case letters, use series "E" (M) for uppercase letter.
- Interstate Route Marker Symbols shall conform to details shown on the plans and as specified in the MUTCD.
- All signs shall conform to Section 621 of the Special Provisions and the latest editions and amendments of the following FHWA publications:
 - "Manual on Uniform Traffic Control Devices for Streets and Highways" (MUTCD)
 - "Standard Highway Signs"
 - "Standard Alphabets for Highway Signs"
- Borders, messages, arrows, symbols and shield conform to details as shown on the plans and as specified in the MUTCD.
- Signs messages shall be as indicated on the plans.
- All panels shall be reflectorized in accordance with Section 712.20 of the Standard Specifications. Minimum width of panels shall be 2 feet. Abutting edges of panels shall be in only one direction if vertical abutting edges are used, no horizontal abutting edges shall be allowed and vice versa.
- Contractor shall submit all sign splicing details to the Engineer for approval. All backing for signs 4 feet by 6 feet or less shall be of one sheet.
- All signs shall be provided w/frame stiffeners in accordance with TE-03 of the Standard Plans.
- Destination signs shall be installed with flanged channel posts (4.00 Lbs./Ft.), 3-post installation, unless shown otherwise on the plans.

ORIGINAL PLAN	SURVEY PLOTTED BY	DATE
NOTE BOOK	DESIGNED BY	" "
QUANTITIES BY	CHECKED BY	" "
No.		

STATE OF HAWAII
 DEPARTMENT OF TRANSPORTATION
 HIGHWAYS DIVISION
SIGN PANEL LAYOUT AND MISCELLANEOUS DETAILS
 PUUPEELUA AVENUE RESURFACING
 Maunaloa Highway to Farrington Avenue
 And
 FARRINGTON AVENUE RESURFACING
 Puupeeelua Avenue to Kaloe Highway
 Federal - Aid Project No. STP - 0480(2)
 Scale: As Noted Date: March 1998
 SHEET No. 2 OF 2 SHEETS

THIS WORK WAS PREPARED BY
 ME OR UNDER MY SUPERVISION