

FED. ROAD DIST. NO.	STATE	FED. A- PROJ. NO.	FISCAL YEAR	SHEET NO.	TOTAL SHEETS
HAWAII	HAW.	HAWAII-71-820	1982	4	6



CW20-1a 48" x 48"



CW20-2d 48" x 48"



CW20-3b 48" x 48"



CW20-4d 48" x 48"



CW20-5d(L) 48" x 48"



CW20-7c 48" x 48"



CW21-1 30" x 30"



CW21-2 30" x 30"



CW21-3 36" x 36"



CW21-4 36" x 36"




CW21-5 30" x 30"



CW21-6 30" x 30"




CW22-1b 48" x 48"




CW22-2 42" x 36"



CW22-3 42" x 36"



CG20-1(5) 60" x 36"



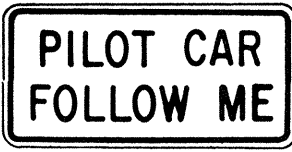
CG20-2 60" x 24"



CM4-9(R) 30" x 24"



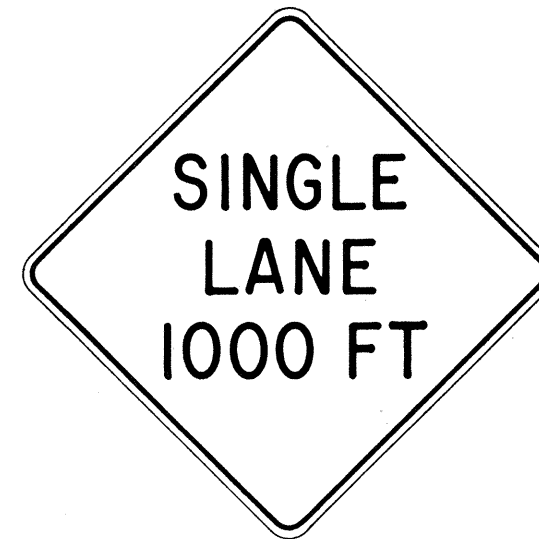
CM4-10(R) 48" x 18"



CG20-4 36" x 18"



CW23-1 36" x 36"



CW23-2b 48" x 48"



CW23-3(R) 48" x 48"

GENERAL NOTES

- Sign details shall conform to the FHWA publications "Manual on Uniform Traffic Control Devices for Streets and Highways," 1971, and "Standard Highway Signs," 1972, and as amended.
- All construction signs shall be reflectorized.
- All construction signs shall have 3/8" bolt holes drilled at appropriate locations.
- Numerals in () indicates numerals to be inserted for sign message. (R) or (L) indicates right or left.
- For "CW" series signs, suffixes a,b,c and d are as follows:
a-1500 FT, b-1000 FT, c-500 FT and d-AHEAD.

NO.	REVISION	APPROVED BY	DATE
1	Supersedes Sht. DT 104 Approved 12-30-69	H.T.	3/23/72
2	Revised General Note 1	H.T.	10/16/74
3	Revised General Note 2	M.H.	9-16-75
4	Revised General Note 2 and sign CG20-1(5)	H.T.	9-14-76

APPROVAL RECOMMENDED:
Erich Tanaka 3/21/72
TRAFFIC ENGINEER DATE

APPROVED:
William S. Sisk 3/23/72
ASSISTANT CHIEF, ENGINEERING DATE

STATE OF HAWAII
DEPARTMENT OF TRANSPORTATION
HIGHWAYS DIVISION

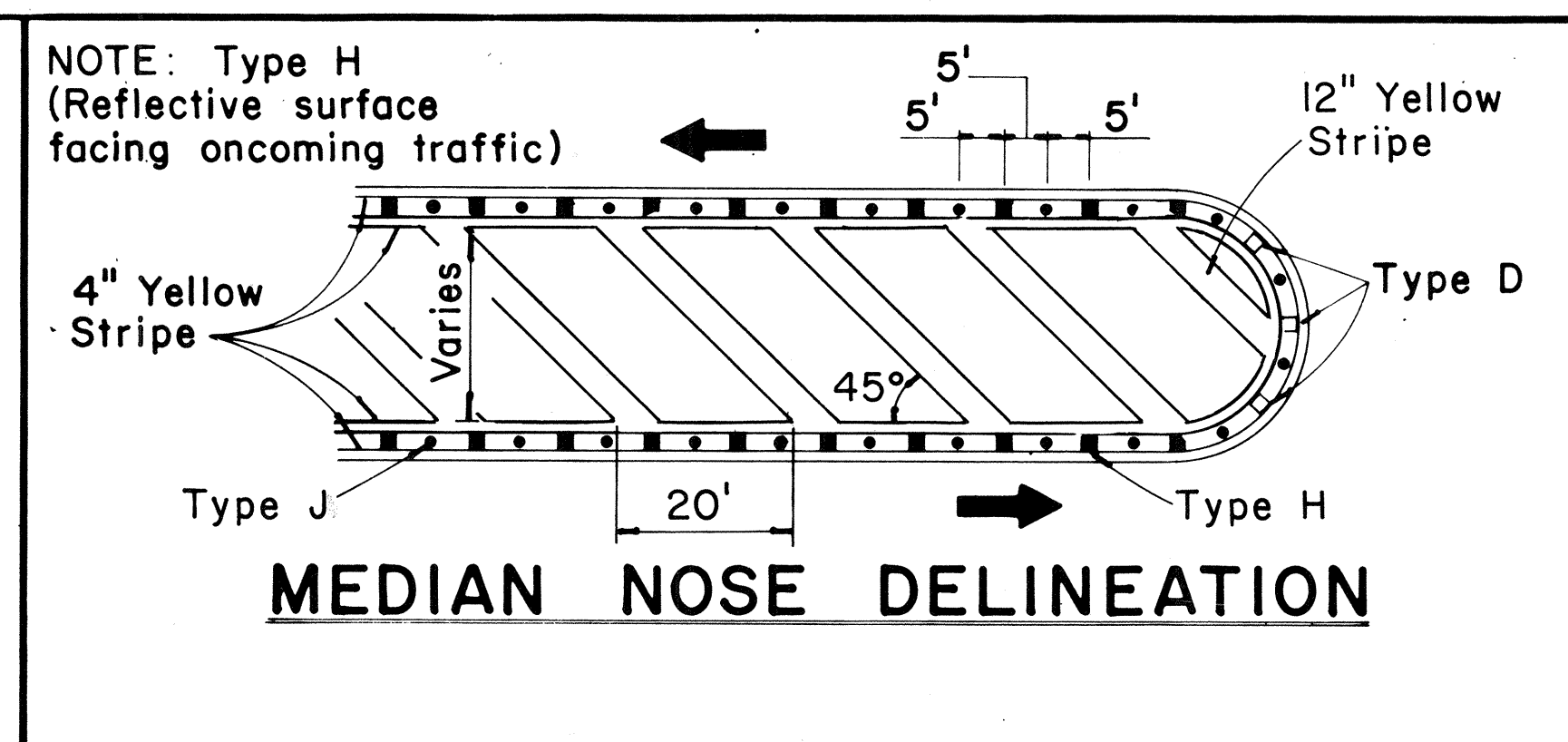
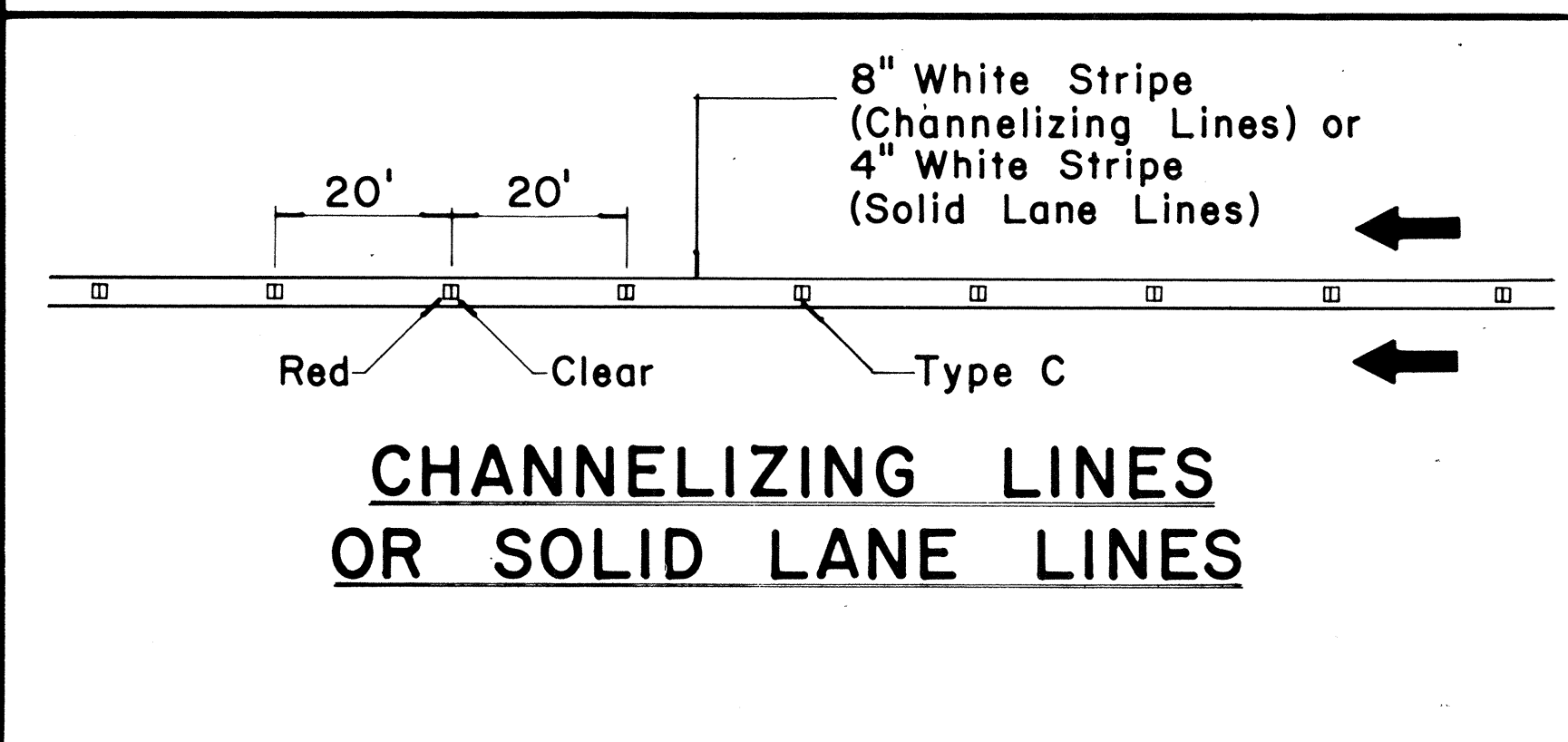
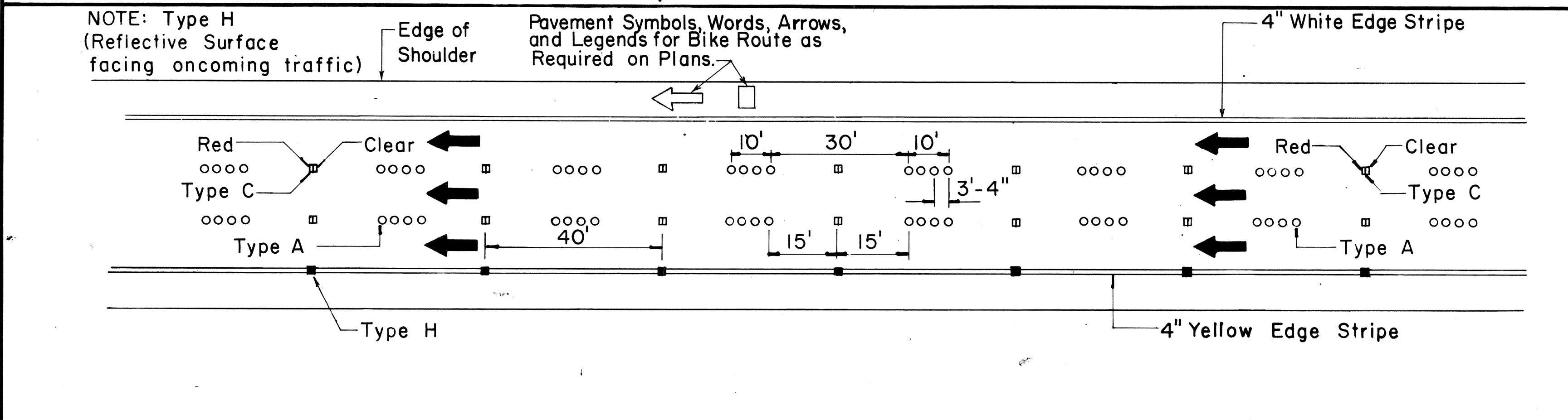
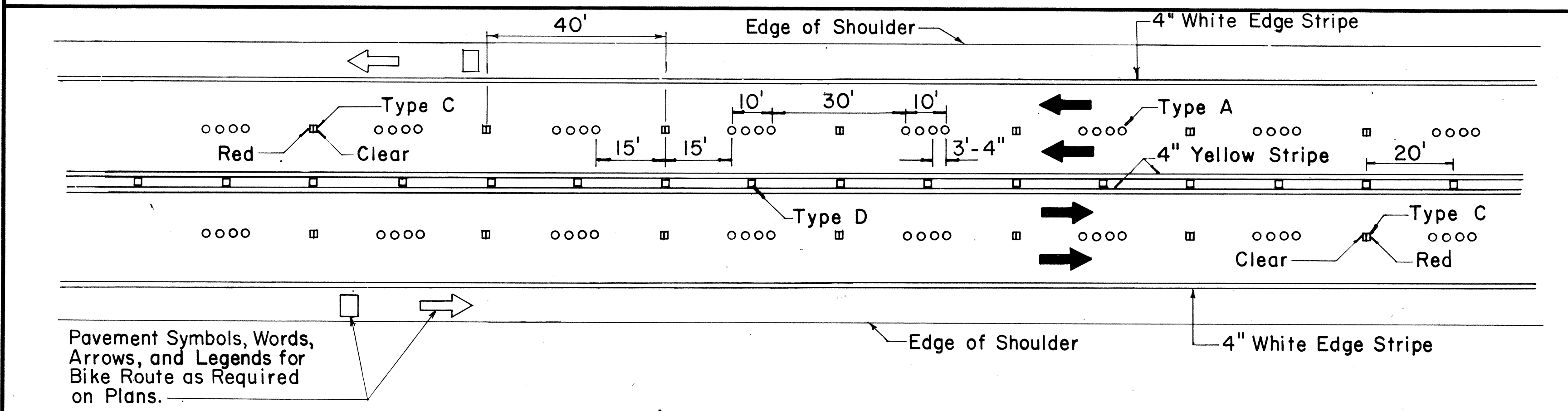
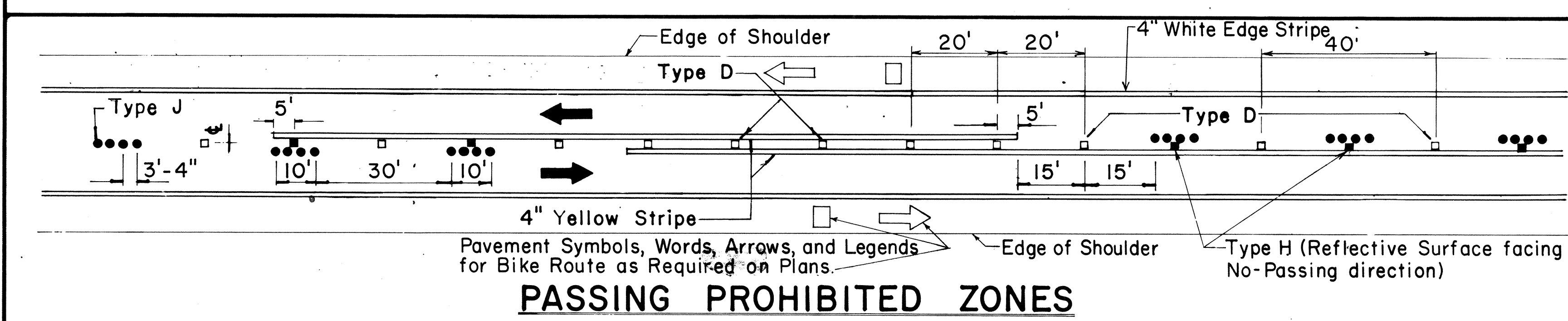
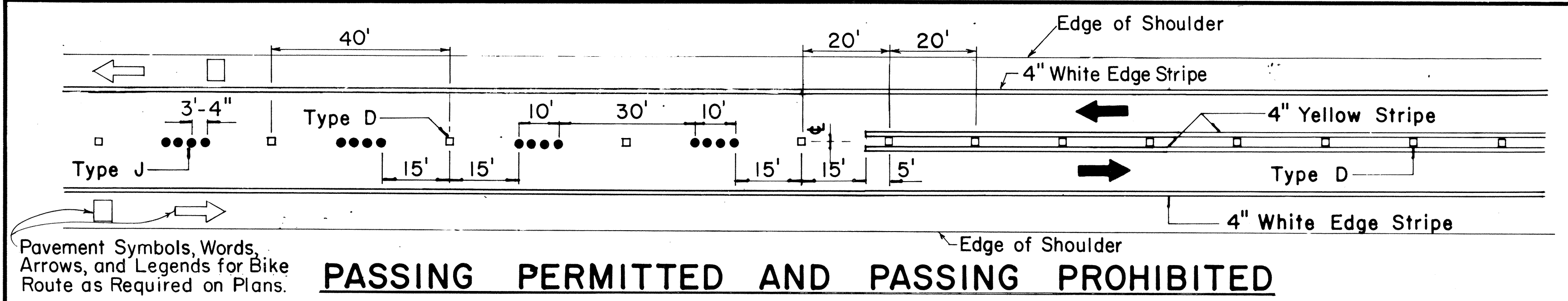
STANDARD DETAILS
CONSTRUCTION SIGNS

NOT TO SCALE

SHEET No. 1 OF 3 SHEETS DT 104

ORIGINAL PLAN	SURVEY PLOTTED BY	DATE
NOTE BOOK	DRAWN BY	
No.	FILED BY	
	REVIEWED BY	
	QUANTITIES BY	
	CHECKED BY	

FED. ROAD DIST. NO.	STATE	PROJ. NO.	FISCAL YEAR	SHEET NO.	TOTAL SHEETS
HAWAII	HAW.	111111-01-0211	1982	5	6

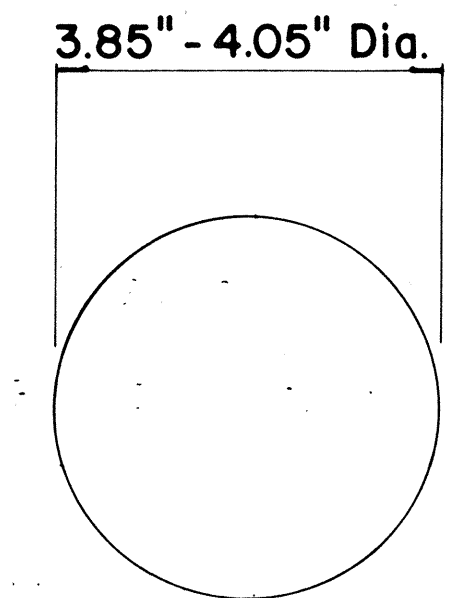


TWO - LANE

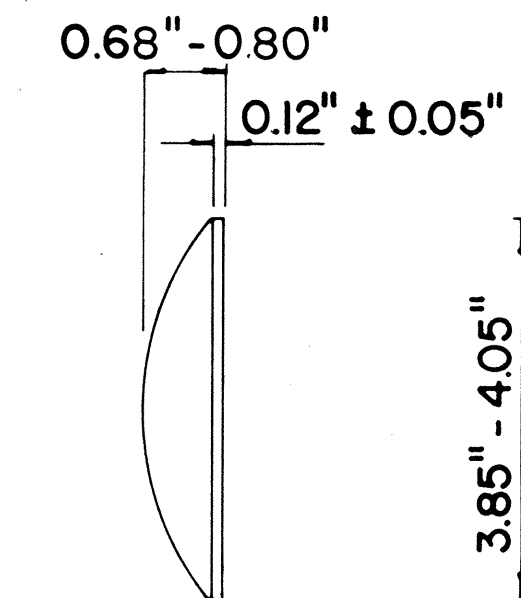
MULTI - LANE

DIVIDED HIGHWAY AND FREEWAY

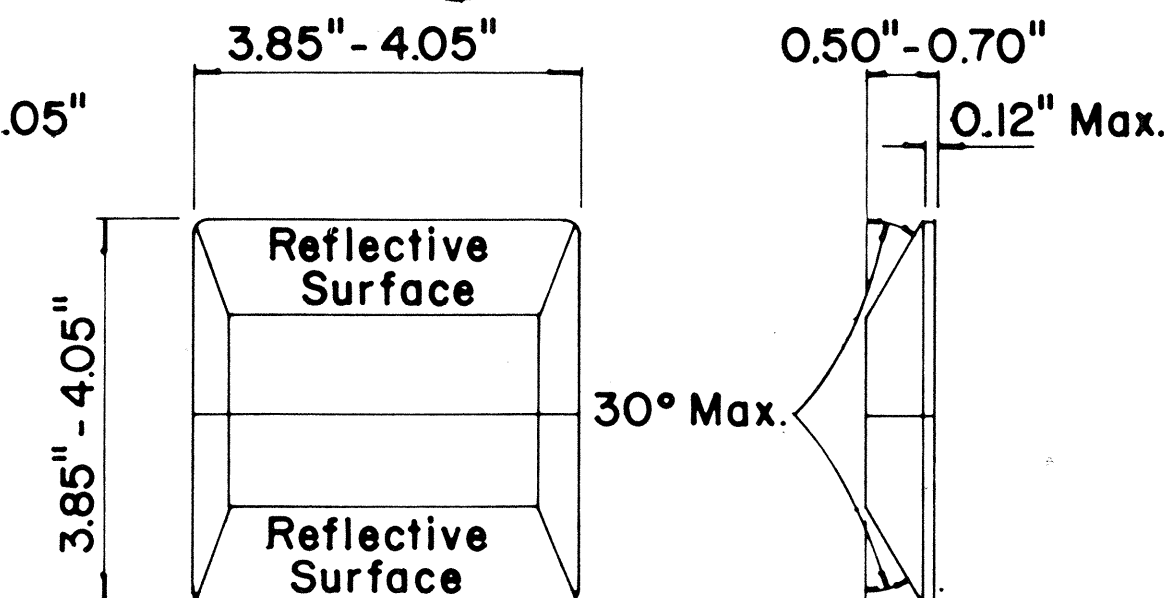
MISCELLANEOUS



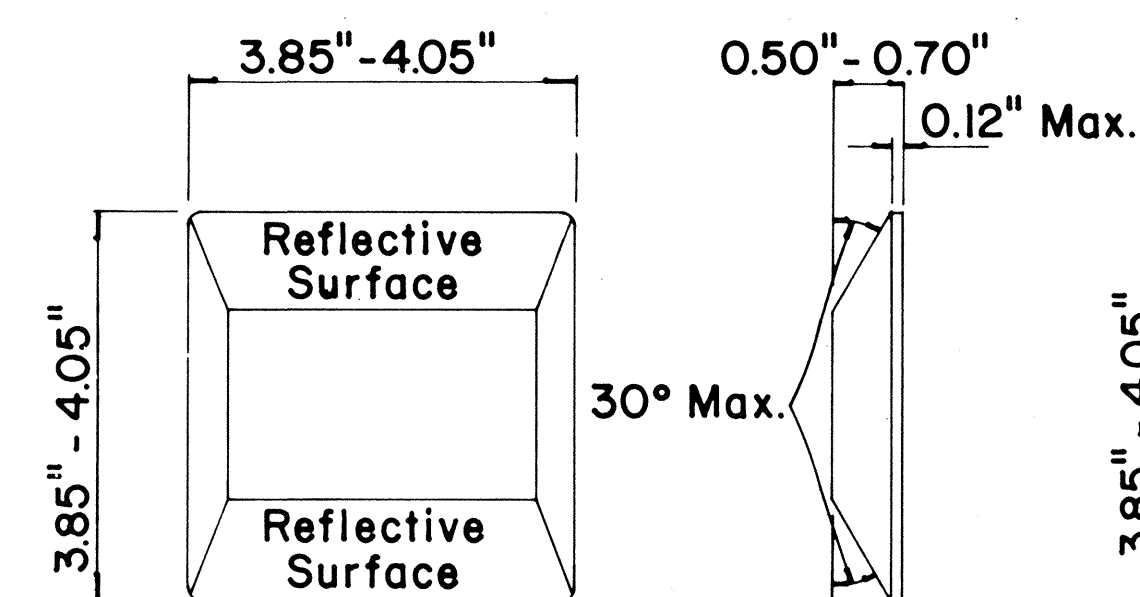
TYPE A
NON - REFLECTIVE WHITE MARKER



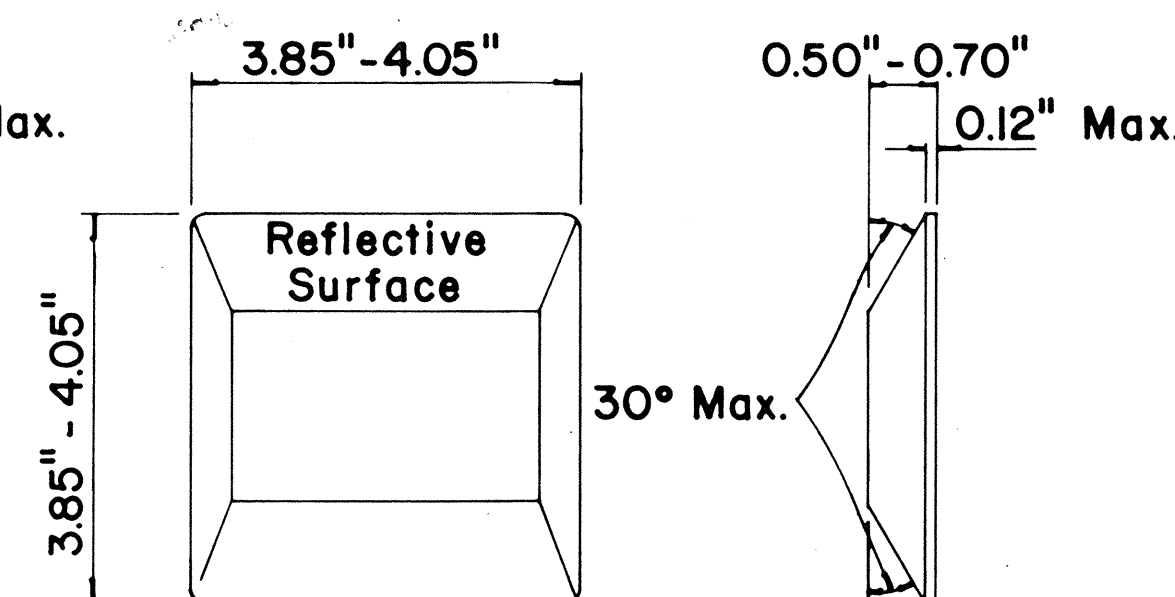
TYPE J
NON - REFLECTIVE YELLOW MARKER



TYPE C
RED - CLEAR REFLECTIVE MARKER



TYPE D
TWO-WAY YELLOW REFLECTIVE MARKER



TYPE H
ONE-WAY YELLOW REFLECTIVE MARKER

GENERAL NOTES

- Pavement marking and striping shall conform to the latest "Manual on Uniform Traffic Control Devices for Streets and Highways," and as amended.
- Layout and installation of pavement marking and striping shall be done by the Contractor. The Contractor shall check the layouts with the Engineer prior to performing work.

LEGEND

- Type A
- Type C
- Type D
- Type H
- Type J

APPROVAL RECOMMENDED:
Ericki Tanaka 7/21/78
 TRAFFIC ENGINEER DATE

APPROVED:
Harold J. Delia 7/24/78
 ASSISTANT CHIEF, ENGINEERING DATE

No.	REVISION	APPROVED BY	DATE
1	Supersedes DT 300 approved 11/18/71.	H.T.	7/24/78
2	Delete Type A Markers from Bike Route Delineation.	H.T.	10/15/79

STATE OF HAWAII
 DEPARTMENT OF TRANSPORTATION
 HIGHWAYS DIVISION

STANDARD DETAILS
RAISED PAVEMENT MARKERS
AND STRIPING

Not to Scale July 1978
 SHEET No. 2 OF 3 SHEETS DT 300

