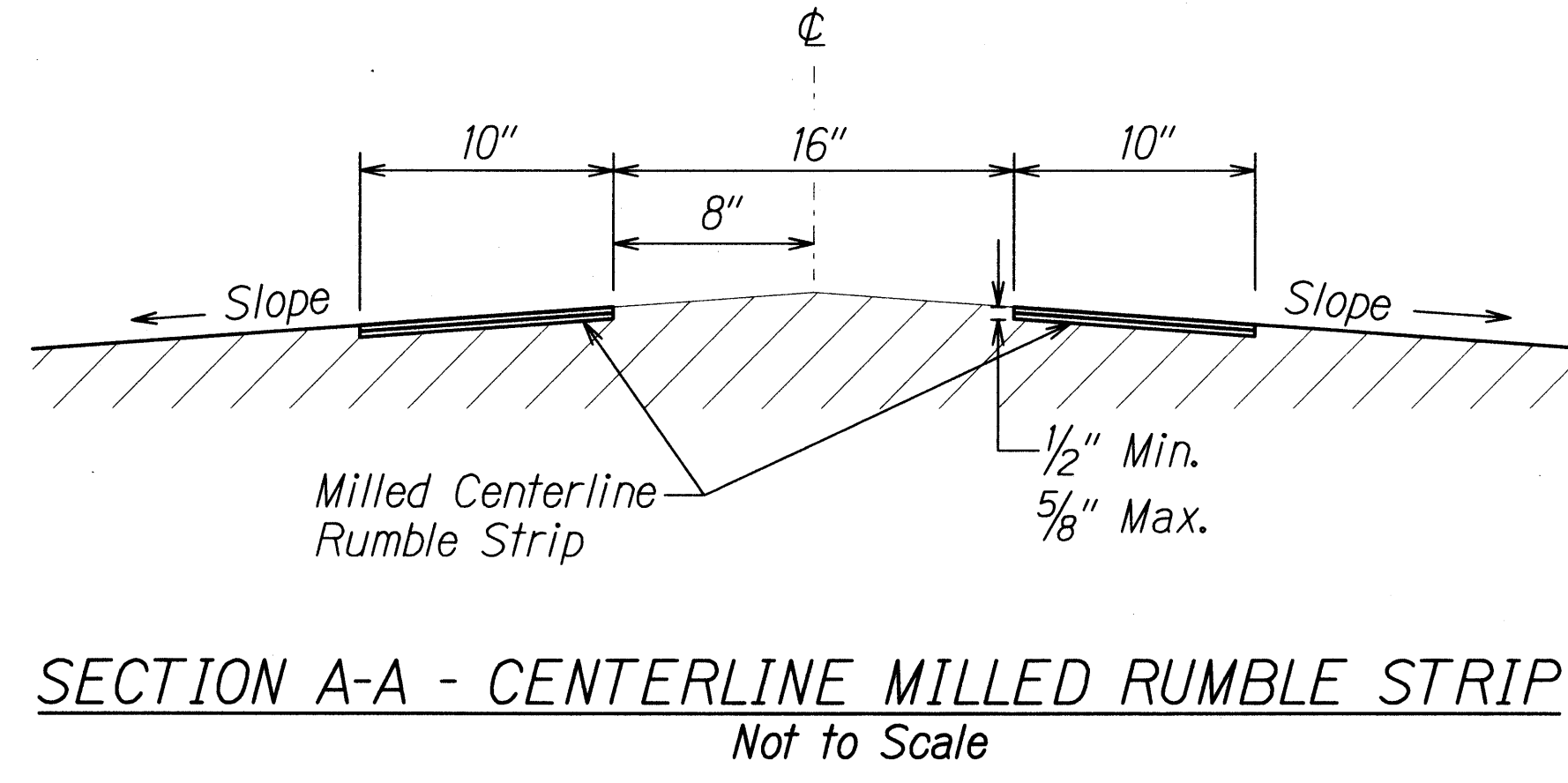
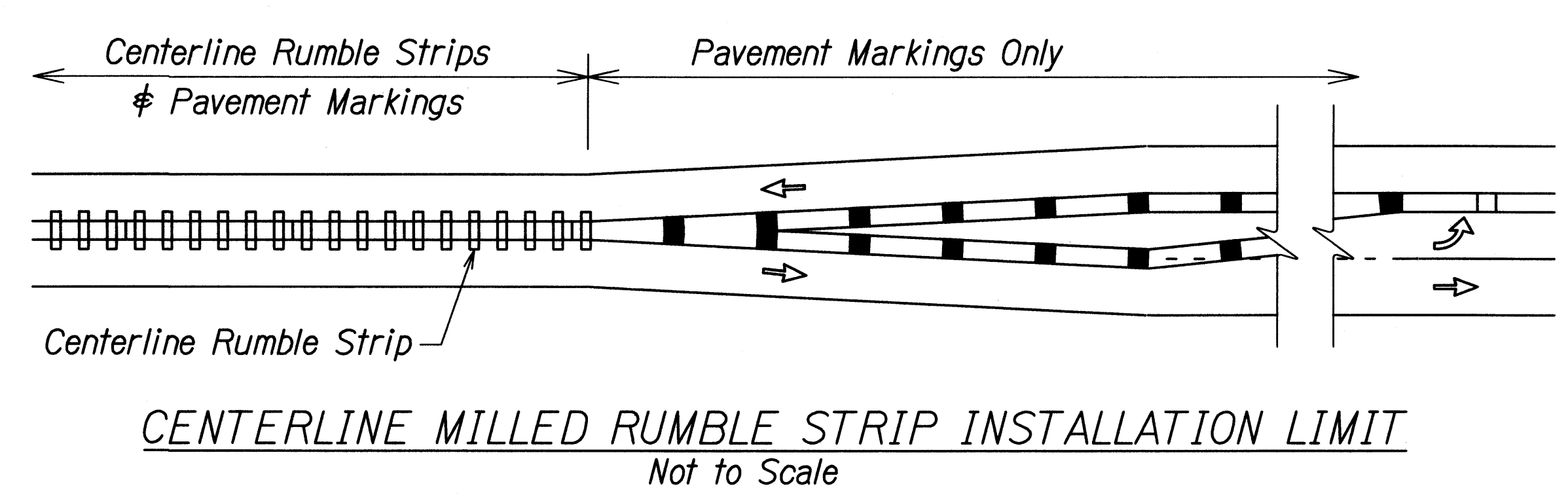
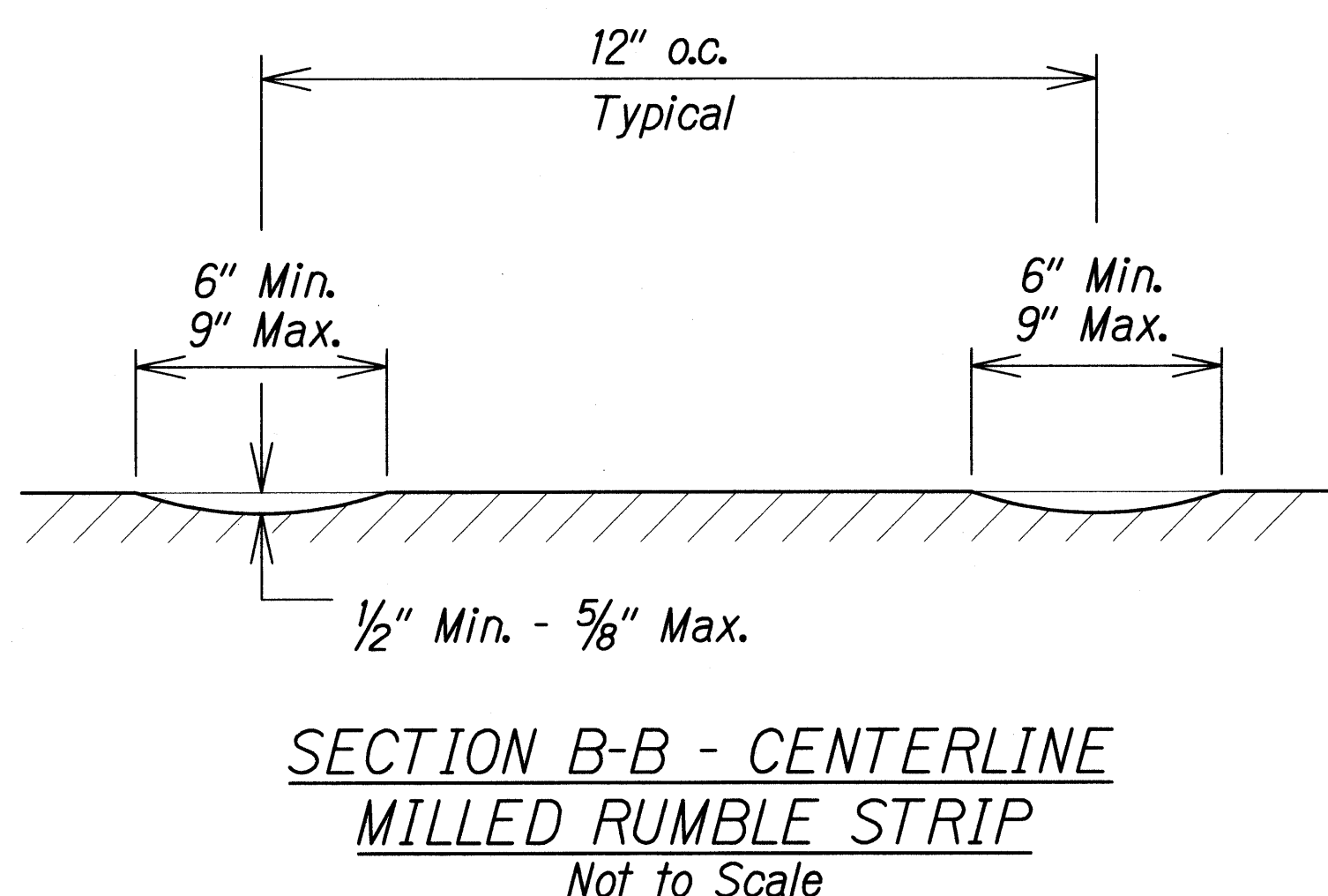
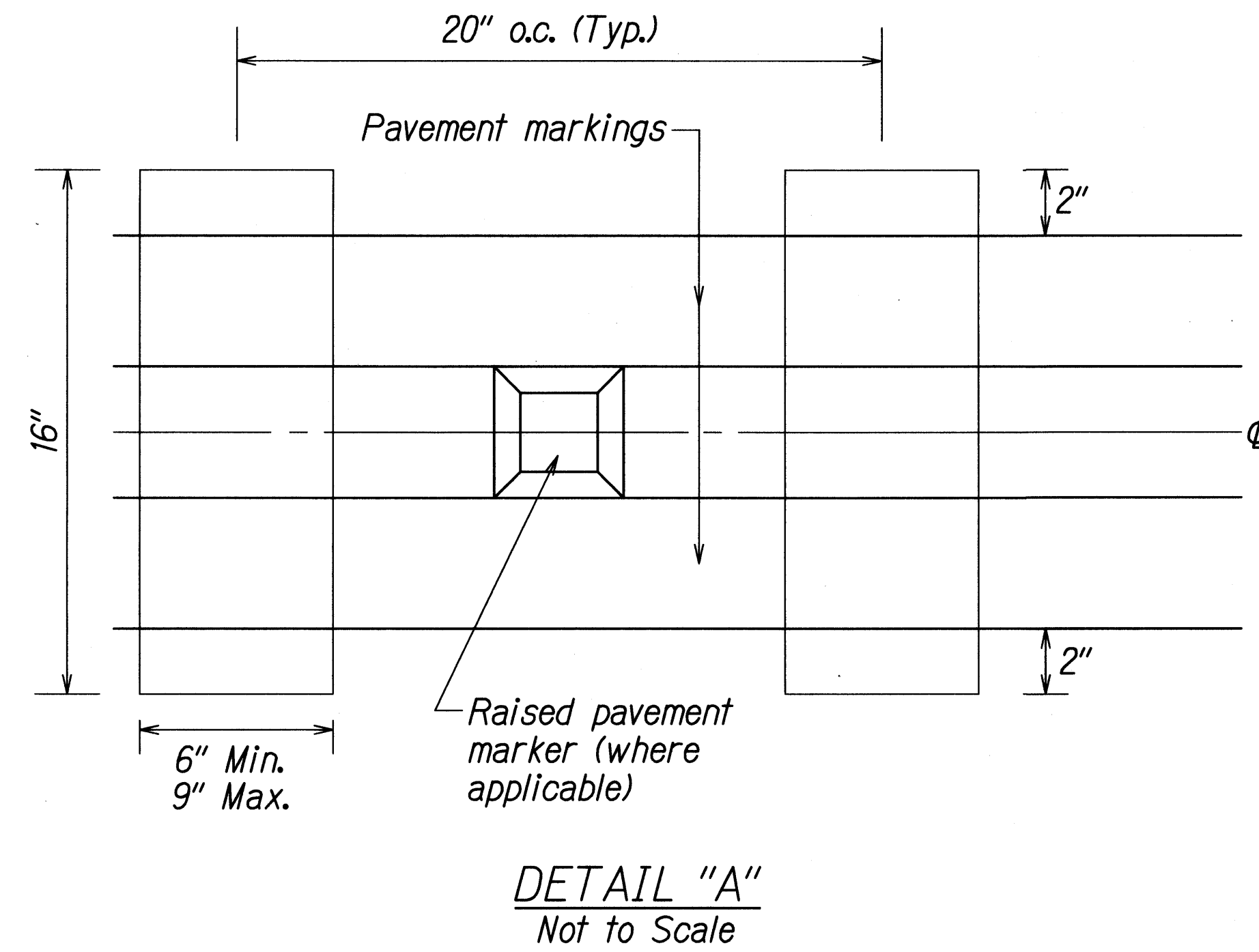
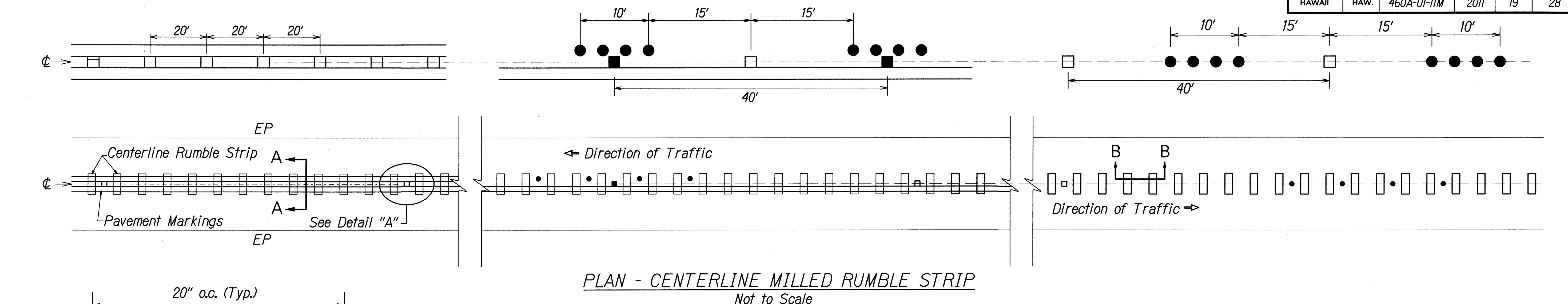
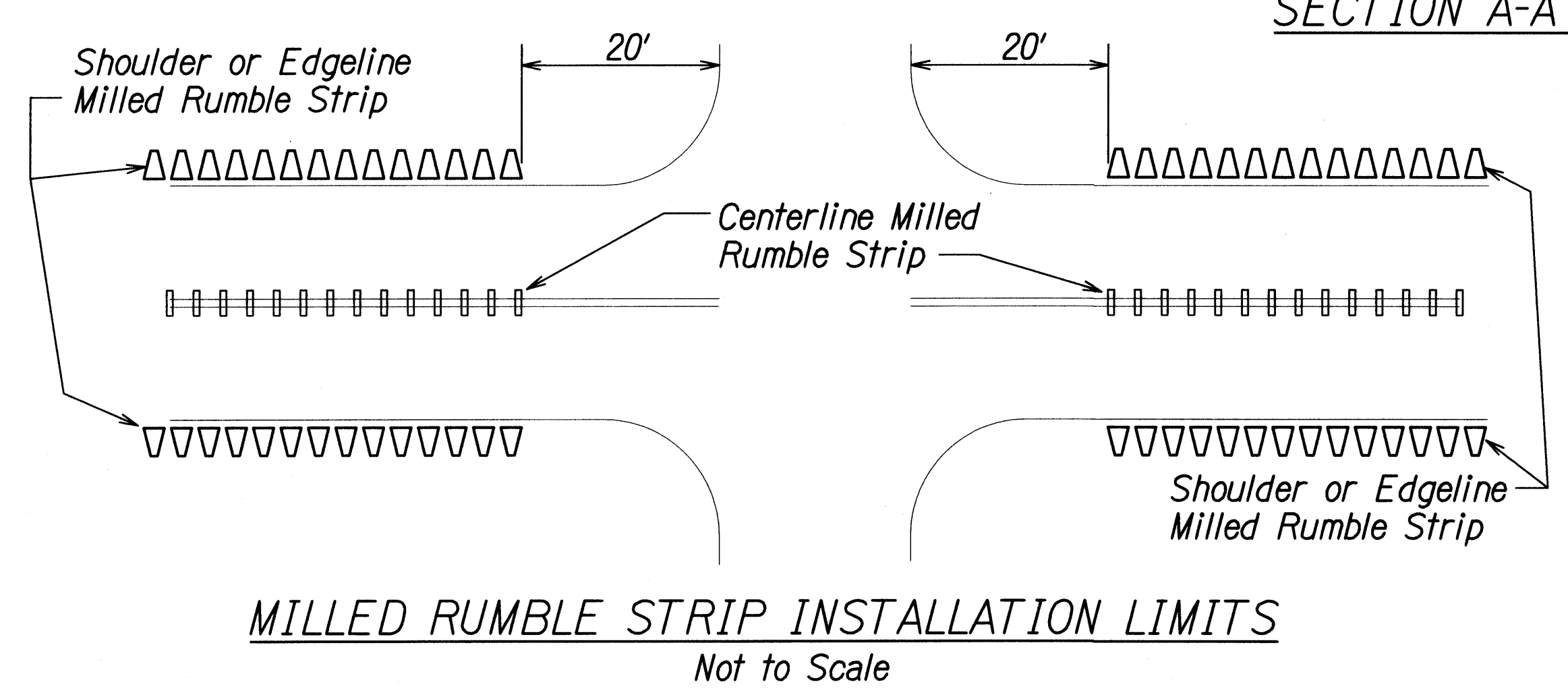


FED. ROAD DIST. NO.	STATE	PROJ. NO.	FISCAL YEAR	SHEET NO.	TOTAL SHEETS
HAWAII	HAW.	460A-01-11M	2011	19	28



**NOTES:**

1. The method of constructing the centerline milled rumble strip shall be submitted to the Engineer for acceptance prior to the actual work.
2. Dimensions shown are approximate. Adjust rumble strip spacing to coordinate with pavement markings prior to installation.
3. Raised pavement markers shall be installed on level surface between the rumble strips. Do not install raised pavement markers inside the milled area.
4. The construction of the centerline milled rumble strip shall be paid for under Item No. 615.0100 - 16-inch Milled Rumble Strip, Centerline.
5. The milling apparatus and removal of existing pavement markings will not be paid for separately and shall be considered incidental to Item 615.0100 - 16-Inch Milled Rumble Strip, Centerline.
6. Do not install centerline rumble strips on bridge decks.
7. Where at-grade bridges are present, rumble strips shall end/begin 20 L.F. beyond the existing bridge deck joints/concrete approach slab.
8. Hot spray thermoplastic shall be used for solid line markings within the milled centerline rumble strip area.



STATE OF HAWAII  
DEPARTMENT OF TRANSPORTATION  
HIGHWAYS DIVISION

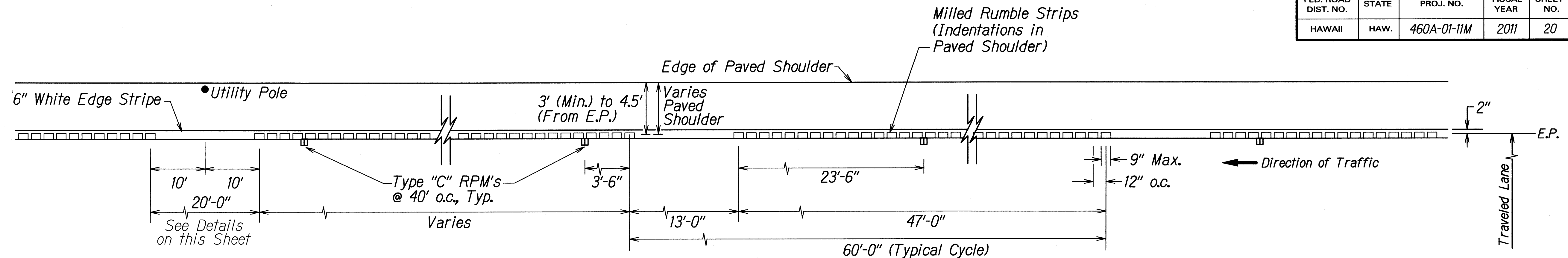
**CENTERLINE MILLED RUMBLE STRIP DETAIL**  
**MAUNALOA HIGHWAY RESURFACING**  
Vicinity of Keonelele Avenue to Mahana  
Project No. 460A-01-11M

Scale: As Shown  
SHEET No. 1 OF 3 SHEETS

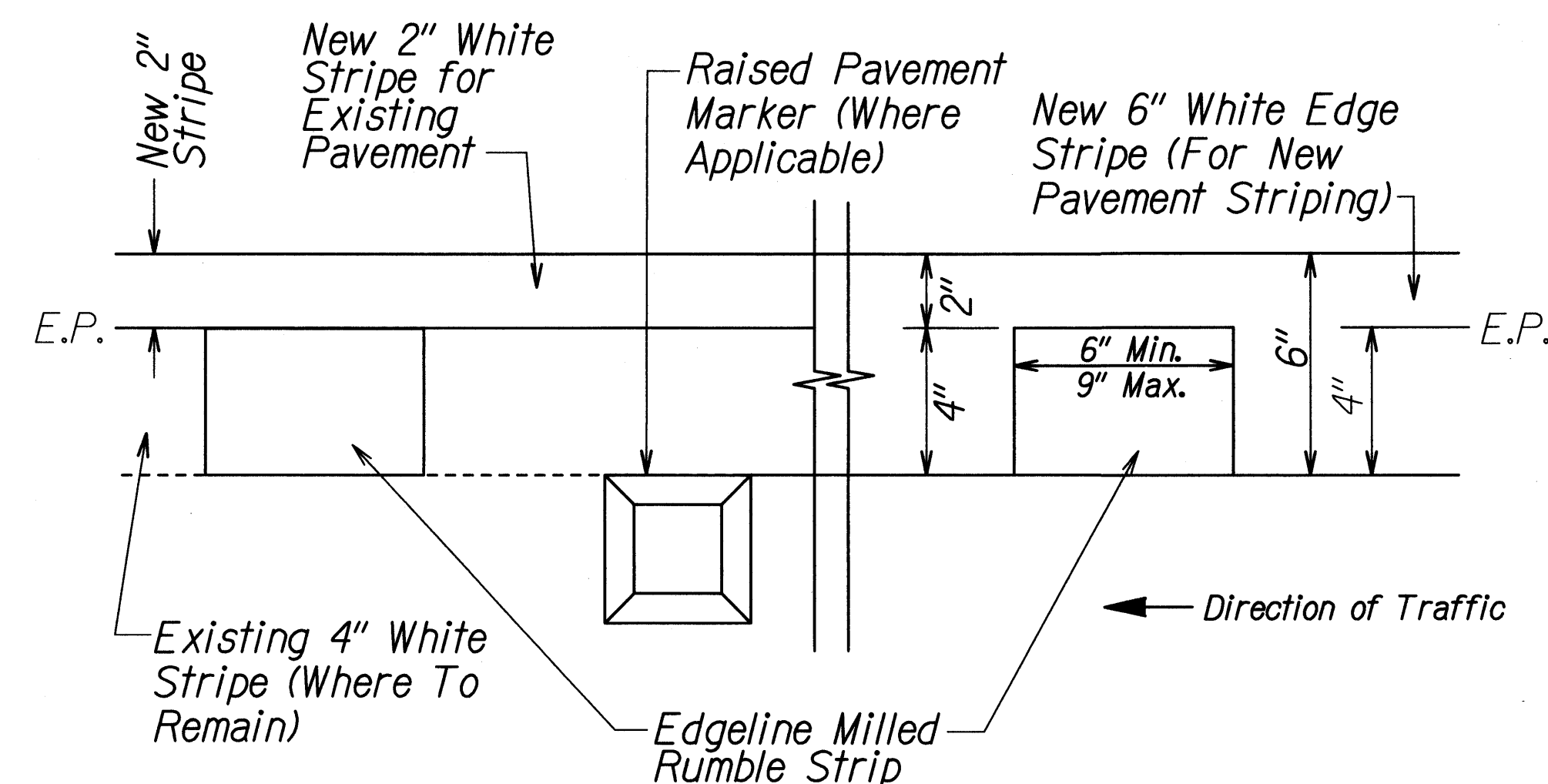
Date: August, 2010

DESIGNED BY	DATE
DRAWN BY	
CHECKED BY	
APPROVED BY	
NOTED BY	
QUANTITIES BY	
CHECKED BY	
ORIGINAL PLAN	

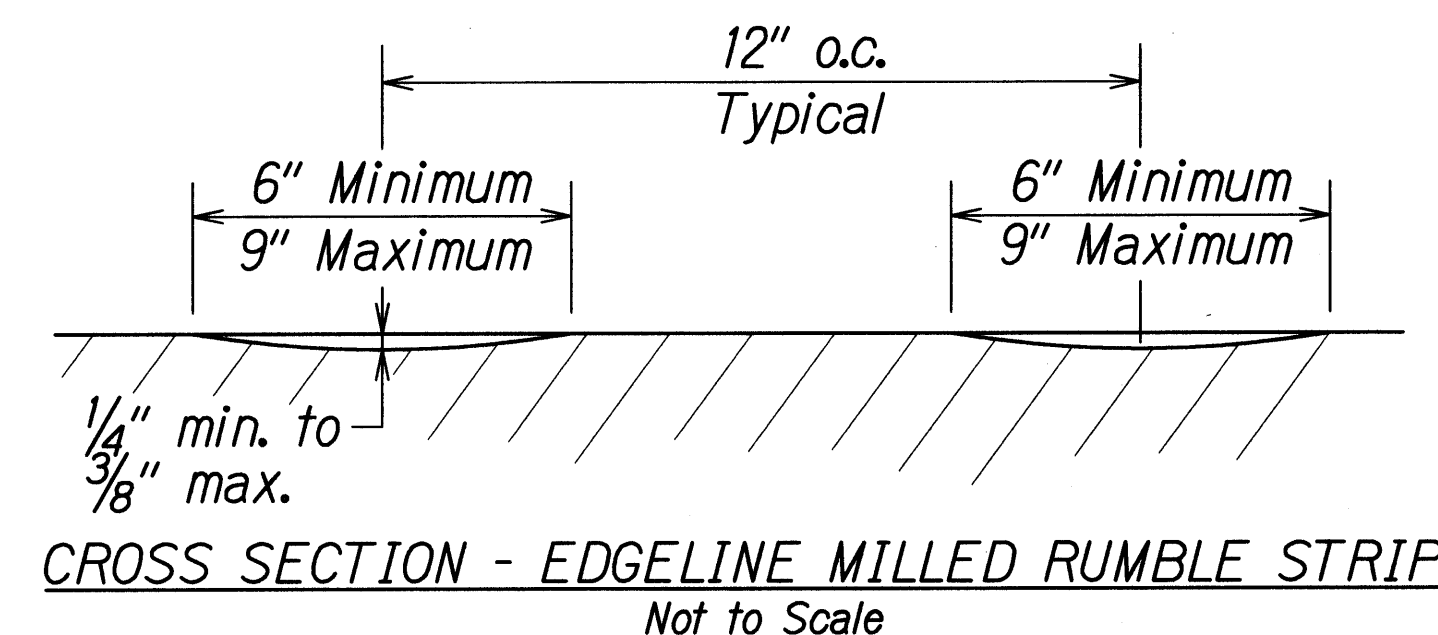
FED. ROAD DIST. NO.	STATE	PROJ. NO.	FISCAL YEAR	SHEET NO.	TOTAL SHEETS
HAWAII	HAW.	460A-01-11M	2011	20	28



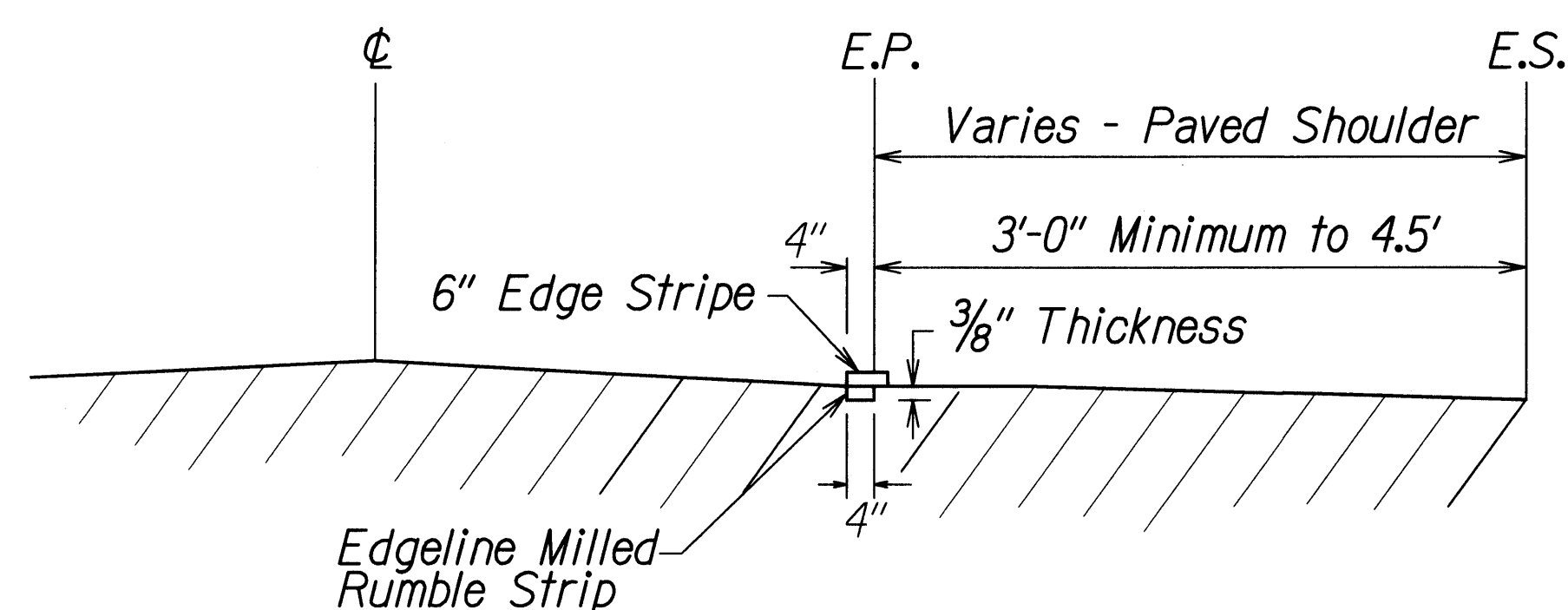
PLAN - EDGELINE MILLED RUMBLE STRIP (3' SHOULDER)  
Not to Scale



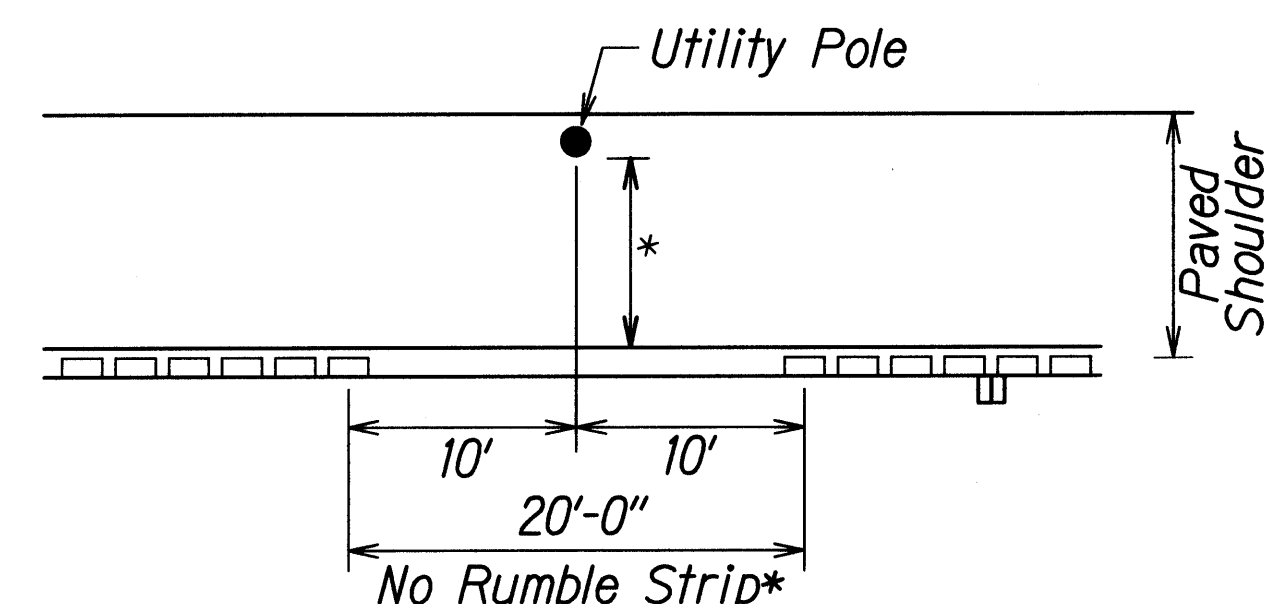
DETAIL - EDGELINE MILLED RUMBLE STRIP  
Not to Scale



CROSS SECTION - EDGELINE MILLED RUMBLE STRIP  
Not to Scale



LONGITUDINAL SECTION - EDGELINE MILLED RUMBLE STRIP  
Not to Scale



\*Delete Rumble Strip, if Clearance Between Edge of Pavement Striping & Utility Pole is Less Than 3'

DETAIL - CONDITION WHERE UTILITY POLE EXISTS  
Not to Scale

- NOTES:

1. *Edgeline milled rumble strips may be installed for paved shoulder width of 3' minimum to 4.5' from edge of pavement (E.P.)*
2. *The method of constructing the edgeline milled rumble strip shall be submitted to the Engineer for acceptance prior to the actual work.*
3. *Dimensions shown are approximate. Adjust rumble strip spacing to coordinate with pavement marking prior to installation.*
4. *Raised pavement markers shall be installed on level surface between the rumble strips. Do not install raised pavement markers inside the milled area.*
5. *The construction of the edgeline milled rumble strip and 13-foot gaps shall be paid for under Item No. 615.0300 - 4-Inch Milled Rumble Strip, Edgeline.*
6. *The milling apparatus and removal of existing pavement markings will not be paid for separately and shall be considered incidental to Item 615.0300 - 4-Inch Milled Rumble Strip, Edgeline.*
7. *Rumble strips shall be installed along all shoulders, except at right turn deceleration and acceleration lanes, as noted on the plans.*
8. *Do not place Type "C" Raised Pavement markers within 2 ft. of the 13 ft. Rumble Strip opening.*
9. *Do not install edgeline rumble strips on bridge decks.*
10. *Where at-grade bridges are present, rumble strips shall end/begin 20 L.F. beyond the existing bridge deck joints/concrete approach slab.*
11. *Edgeline Rumble Strips are to be installed before the edge of pavement stripe and before the installation of the Type "C" raised pavement markers.*
12. *Hot spray thermoplastic shall be used for solid line markings within the edgeline milled rumble strip area.*

ORIGINAL PLAN	SURVEY PLOTTED BY _____ DATE _____ DRAWN BY <u>X</u>
NOTE BOOK	TRACED BY _____ DESIGNED BY <u>X</u> QUANTITIES BY _____ CHECKED BY _____ <i>No. alignment's</i> <i>1rd &amp; may</i>

STATE OF HAWAII  
DEPARTMENT OF TRANSPORTATION  
HIGHWAYS DIVISION

**EDGELINE MILLED RUMBLE STRIP**  
**DETAIL FOR SHOULDER 3' TO 4.5'**  
**MAUNALOA HIGHWAY RESURFACING**  
*Vicinity of Keonelele Avenue to Mahana*  
*Project No. 460A-01-11M*

Scale: As Shown                      Date: August, 2010

SHEET No. 2 OF 3 SHEETS



