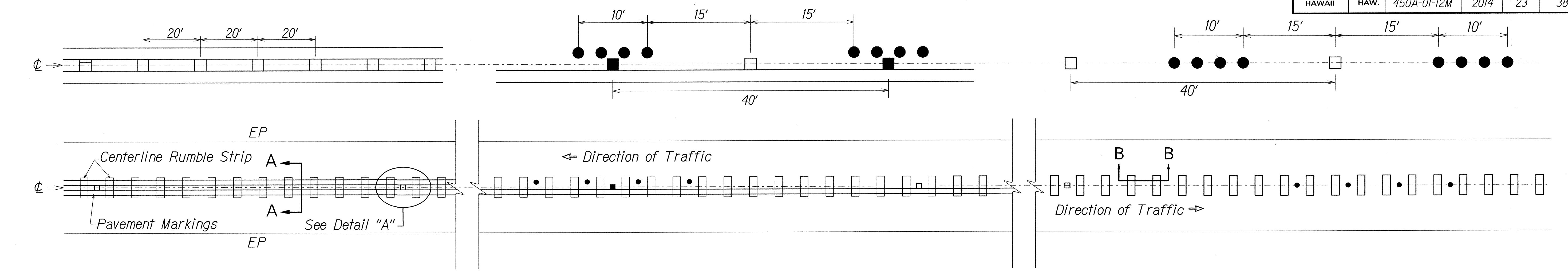
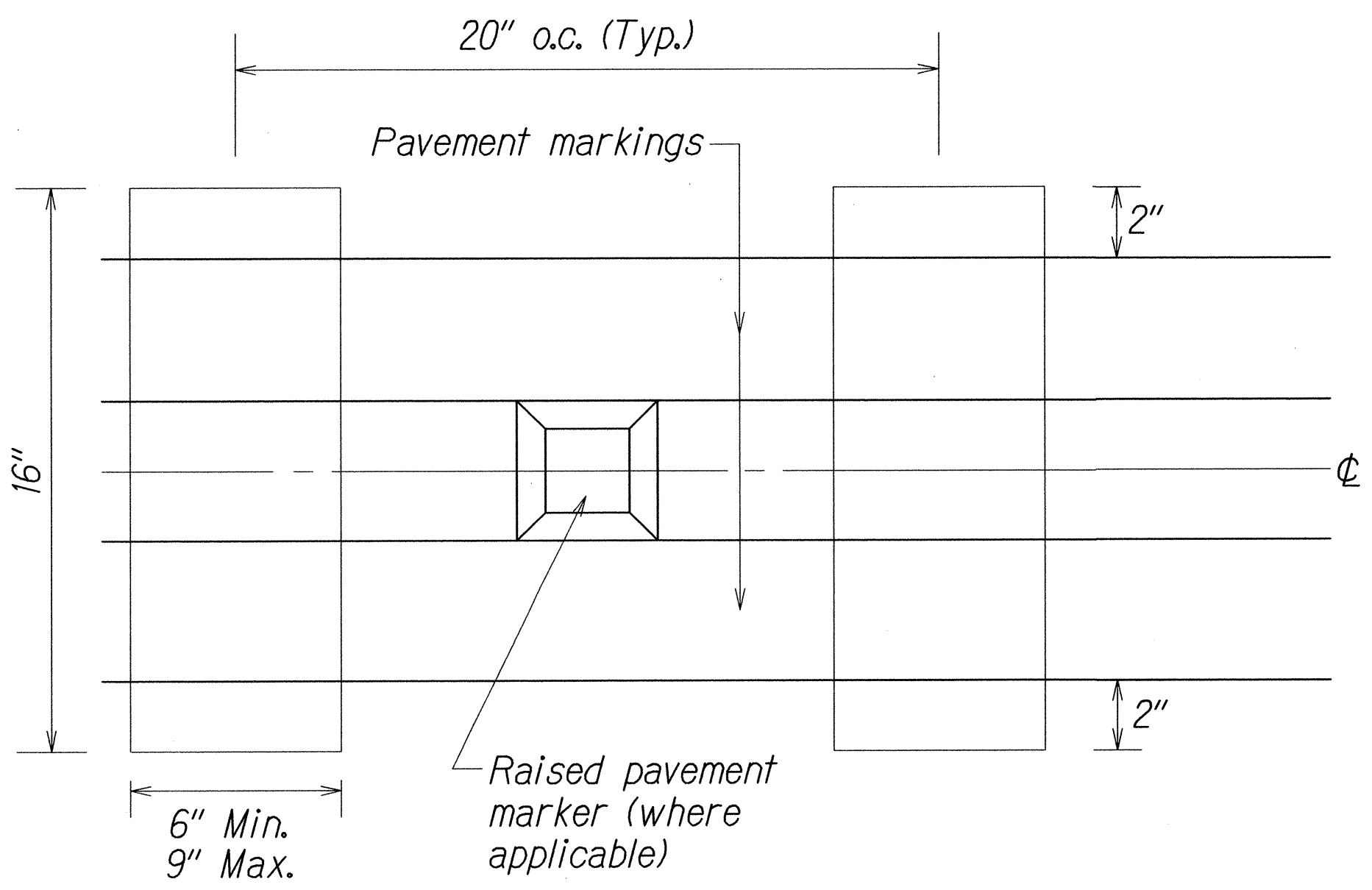


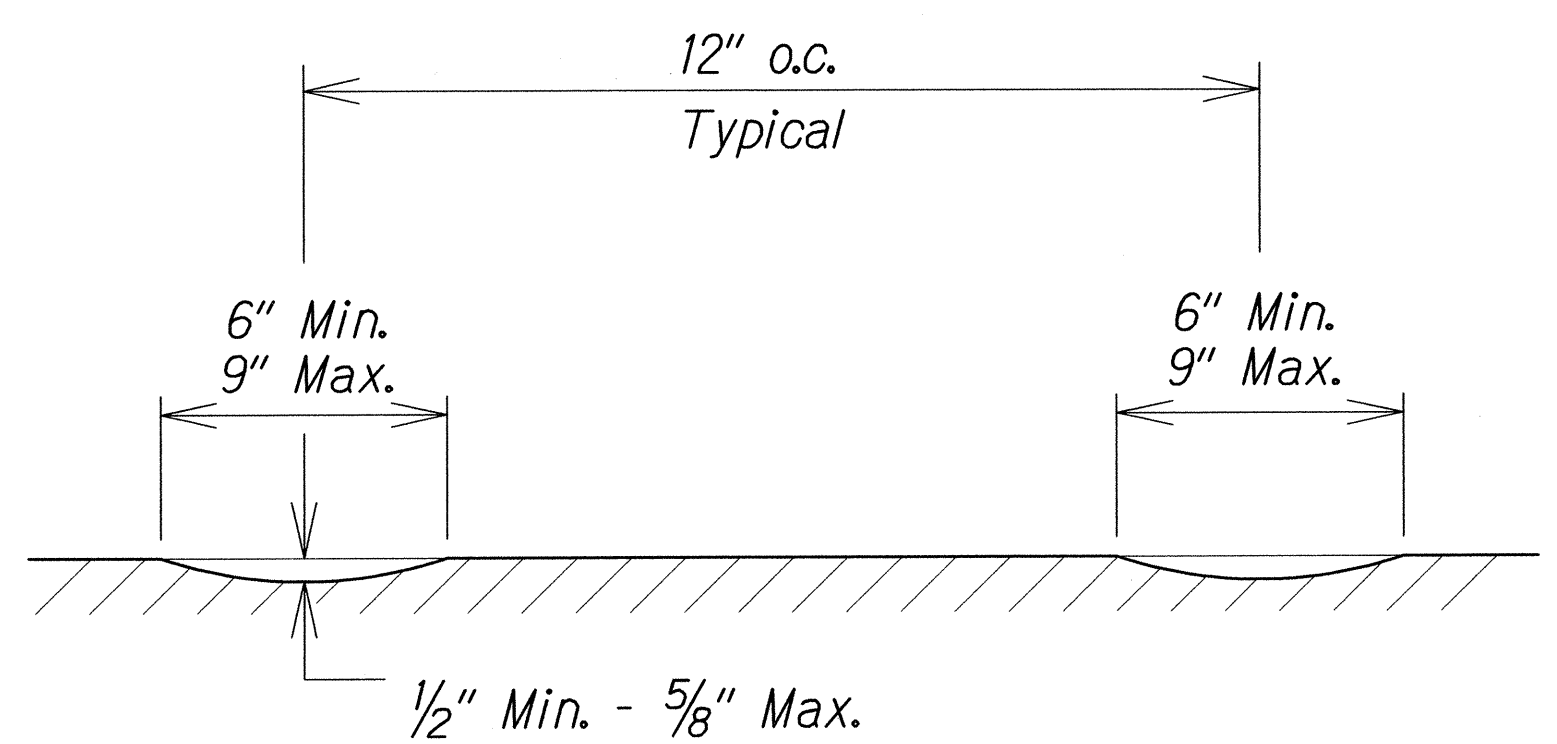
FED. ROAD DIST. NO.	STATE	PROJ. NO.	FISCAL YEAR	SHEET NO.	TOTAL SHEETS
HAWAII	HAW.	450A-01-12M	2014	23	38



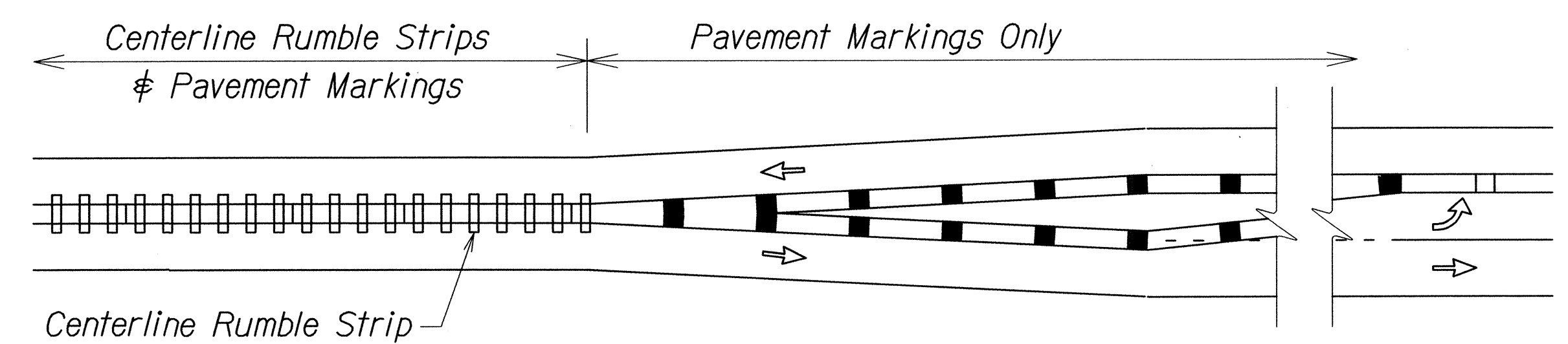
PLAN - CENTERLINE MILLED RUMBLE STRIP
Not to Scale



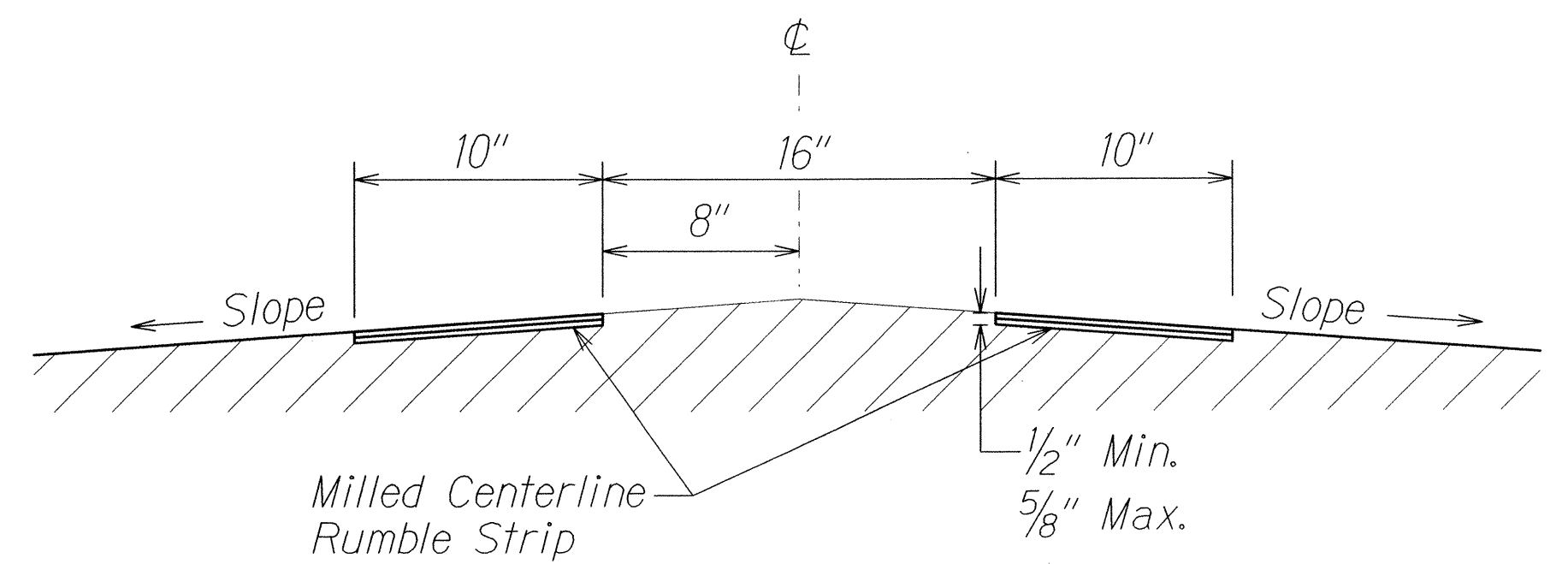
DETAIL "A"
Not to Scale



SECTION B-B - CENTERLINE MILLED RUMBLE STRIP
Not to Scale



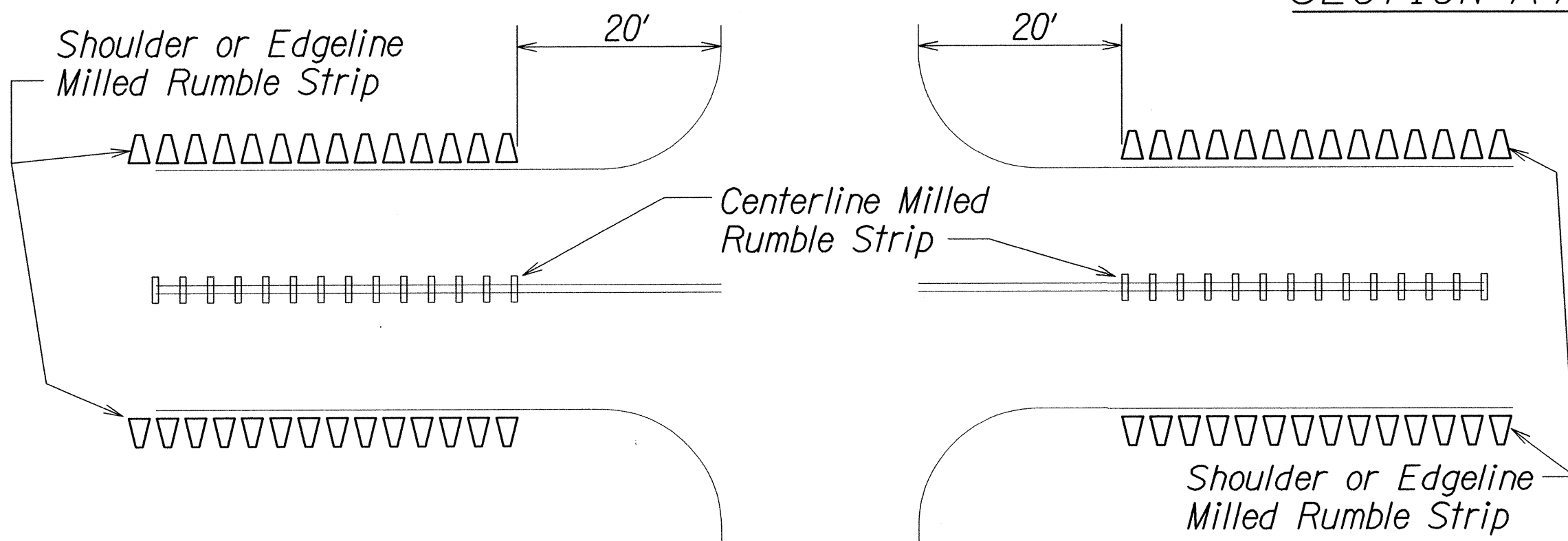
CENTERLINE MILLED RUMBLE STRIP INSTALLATION LIMIT
Not to Scale



SECTION A-A - CENTERLINE MILLED RUMBLE STRIP
Not to Scale

NOTES:

1. The method of constructing the centerline milled rumble strip shall be submitted to the Engineer for acceptance prior to the actual work.
2. Dimensions shown are approximate. Adjust rumble strip spacing to coordinate with pavement markings prior to installation.
3. Raised pavement markers shall be installed on level surface between the rumble strips. Do not install raised pavement markers inside the milled area.
4. The construction of the centerline milled rumble strip shall be paid for under Item No. 615.0100 - 16-inch Milled Rumble Strip, Centerline.
5. The milling apparatus and removal of existing pavement markings will not be paid for separately and shall be considered incidental to Item 615.0100 - 16-Inch Milled Rumble Strip, Centerline.
6. Do not install centerline rumble strips on bridge decks.
7. Where at-grade bridges are present, rumble strips shall end/begin 20 L.F. beyond the existing bridge deck joints/concrete approach slab.
8. Hot spray thermoplastic shall be used for solid line markings within the milled centerline rumble strip area.



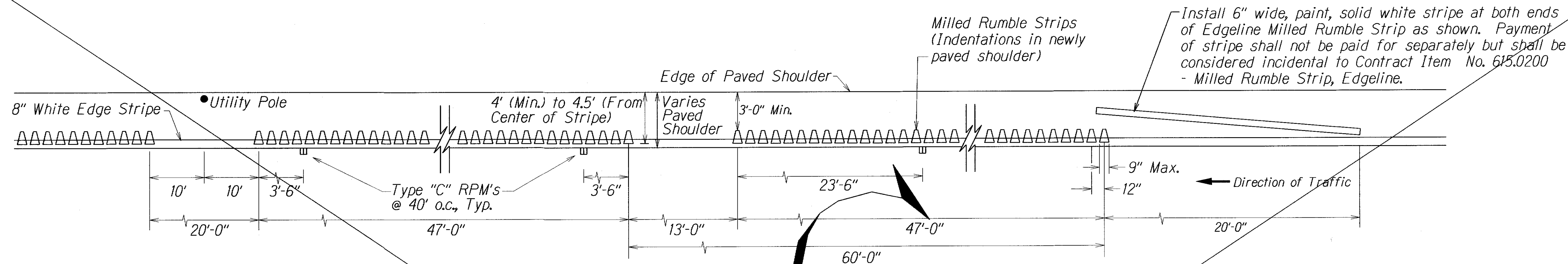
MILLED RUMBLE STRIP INSTALLATION LIMITS
Not to Scale

ORIGINAL PLAN	DATE
DESIGNED BY	
CHECKED BY	
NOTED BY	
QUANTITIES BY	
REVISIONS	

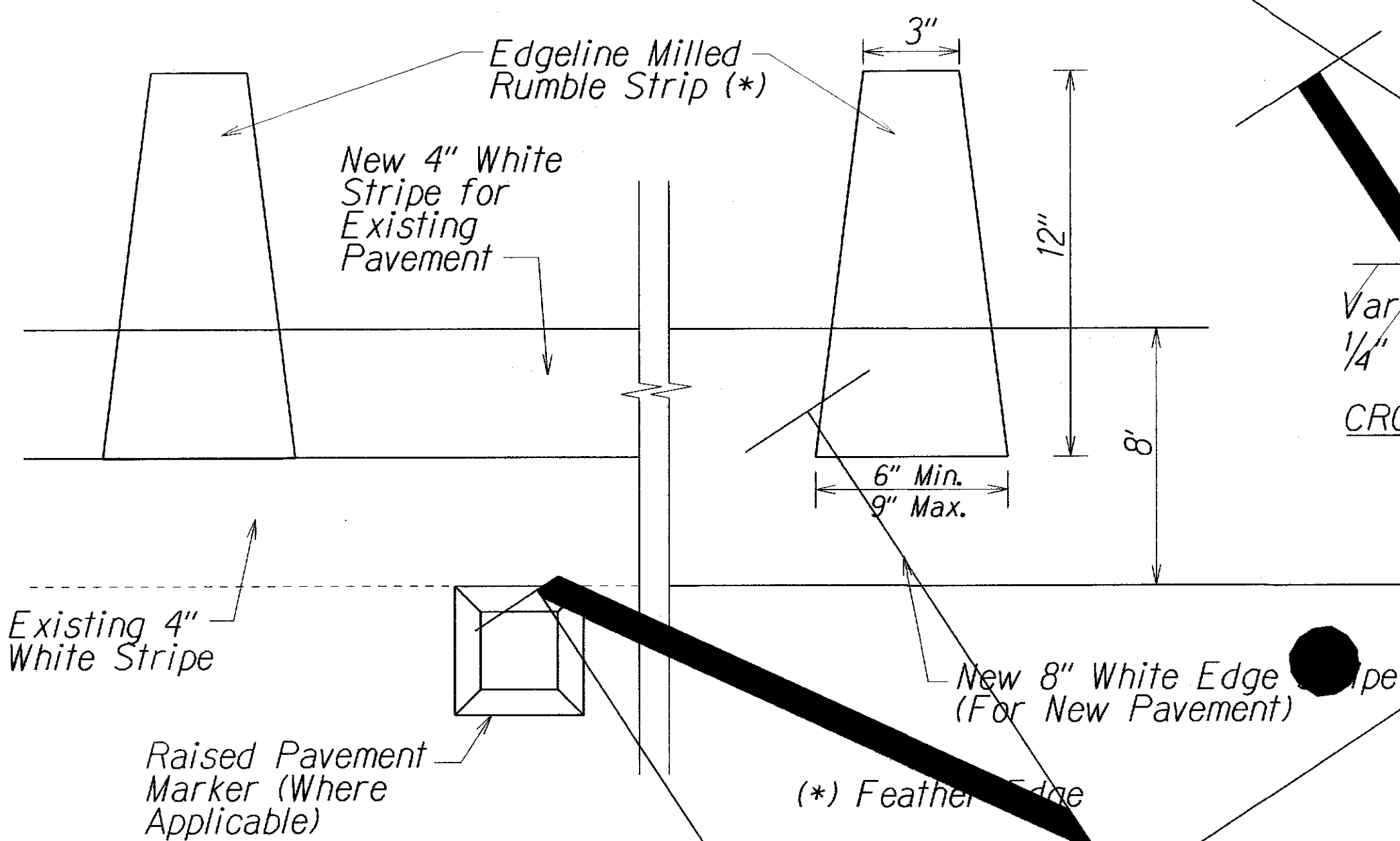
STATE OF HAWAII
DEPARTMENT OF TRANSPORTATION
HIGHWAYS DIVISION

CENTERLINE MILLED RUMBLE STRIP DETAIL
KAMEHAMEHA V HIGHWAY RESURFACING
Kaunakakai to Kamiloa Bridge and
Vicinity of Makapua Bridge to Kapukoolau
Project No. 450A-01-12M
Scale: As Shown Date: January, 2014
SHEET No. 1 OF 2 SHEETS

FED. ROAD DIST. NO.	STATE	PROJ. NO.	FISCAL YEAR	SHEET NO.	TOTAL SHEETS
HAWAII	HAW.	450A-01-12M	2014	24	38

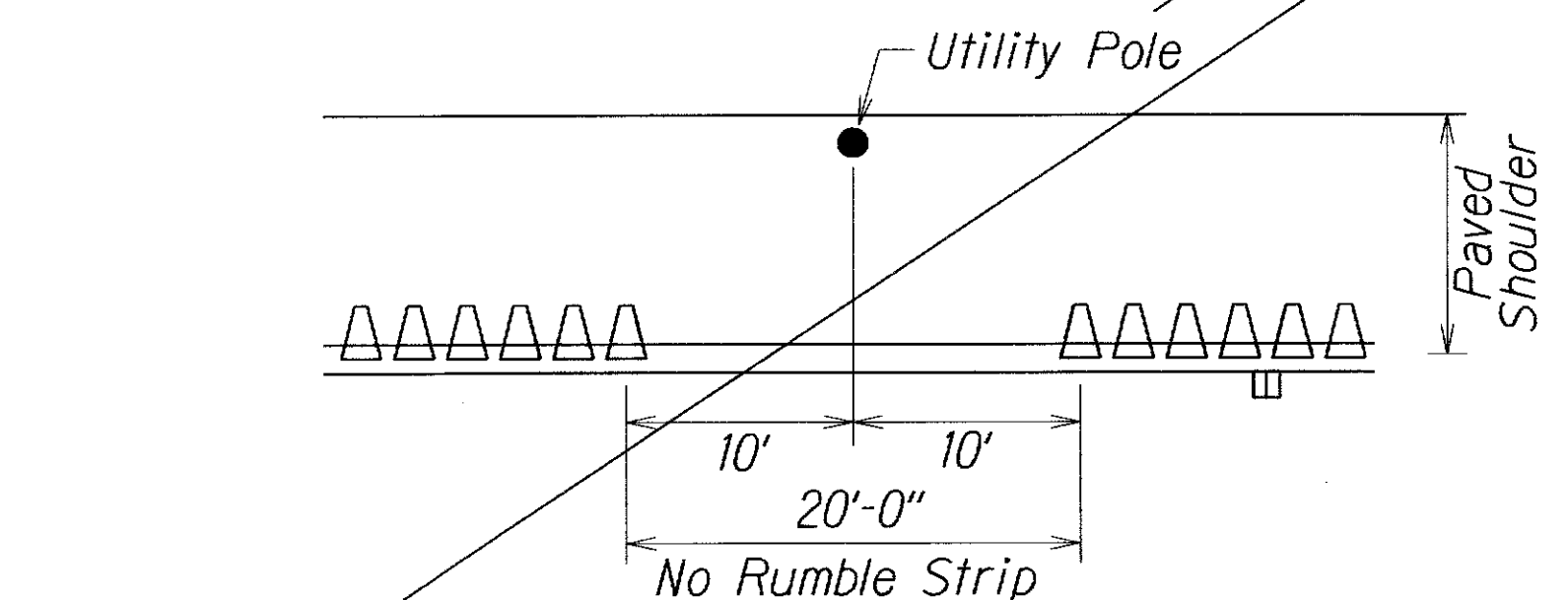


PLAN - EDGE LINE MILLED RUMBLE STRIP
Not to Scale

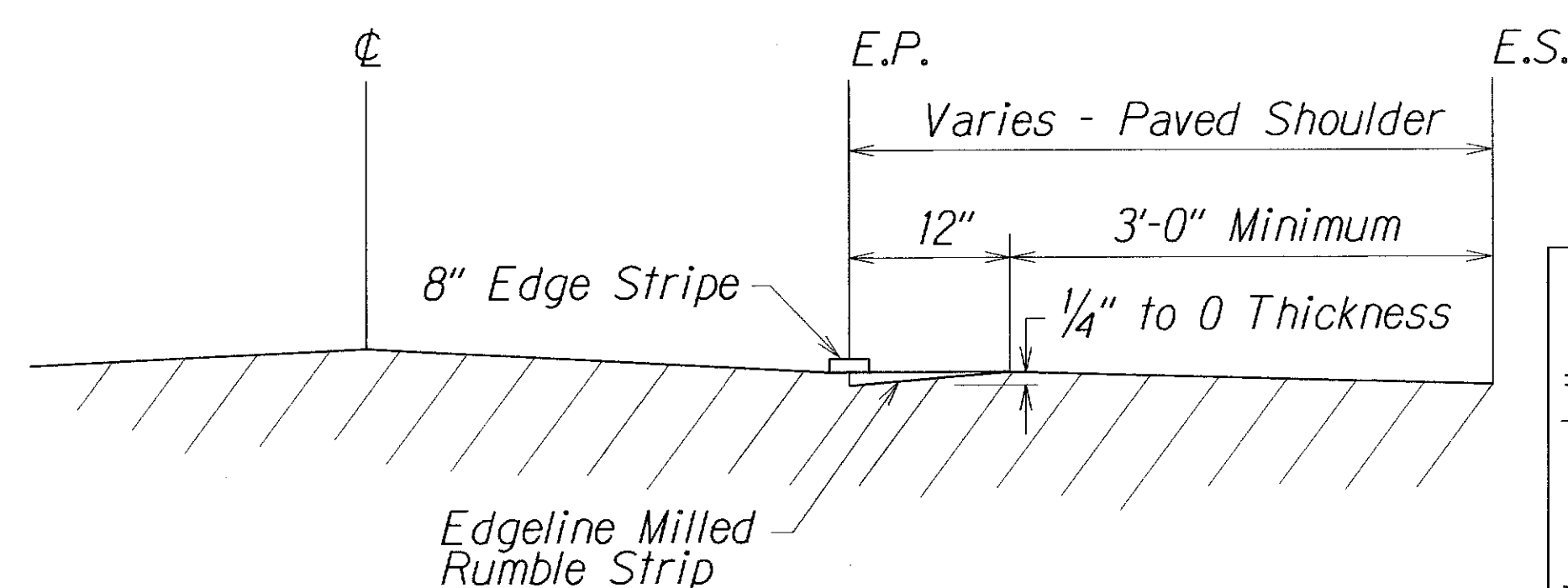


CROSS SECTION - EDGE LINE MILLED RUMBLE STRIP
Not to Scale

DETAIL - EDGE LINE MILLED RUMBLE STRIP
Not to Scale



DETAIL - CONDITION WHERE UTILITY POLE EXISTS
Not to Scale



LONGITUDINAL SECTION - EDGE LINE MILLED RUMBLE STRIP
Not to Scale

- NOTE**
- Edgeline milled rumble strips shall be installed where the existing condition of the shoulder are 4' to 4.5' from center of edge stripe.
 - The method of constructing the edgeline milled rumble strip shall be submitted to the Engineer for acceptance prior to the actual work.
 - Dimensions shown are approximate. Adjust rumble strip spacing to coordinate with pavement marking prior to installation.
 - Raised pavement markers shall be installed on level surface between the rumble strips. Do not install raised pavement markers inside the milled area.
 - The construction of the edgeline milled rumble strip and 13-foot gaps shall be paid for under Item No. 615.0200 - Milled Rumble Strip, Edgeline. The milling apparatus, 20 L.F. - 6" white stripe, and removal of existing pavement markings will not be paid for separately and shall be considered incidental to Item 615.0200 - Milled Rumble Strip, Edgeline.
 - Rumble strips shall be installed along all shoulders, except at right turn deceleration and acceleration lanes, as noted on the plans.
 - Do not place Type "C" Raised Pavement markers within 2 ft. of the 13 ft. Rumble Strip opening.
 - Do not install edgeline rumble strips on bridge decks.
 - Where at-grade bridges are present, rumble strips shall end/begin 20 L.F. beyond the existing bridge deck joints/concrete approach slab.
 - Rumble Strips are to be installed after the edge of pavement stripe and before the installation of the Type "C" raised pavement markers.
 - Pre-formed pavement striping tape or hot spray thermoplastic shall be used for solid line markings within the edgeline milled rumble strip area.

LEGEND FOR AS-BUILT POSTINGS	
	Squiggly line for as-built deletion
	Double line for as-built deletion
Roadway	Text for as-built posting

STATE OF HAWAII
DEPARTMENT OF TRANSPORTATION
HIGHWAYS DIVISION

EDGE LINE MILLED RUMBLE STRIP
DETAIL FOR SHOULDER 4' TO 4.5'
KAMEHAMEHA V HIGHWAY RESURFACING
Kaunakakai to Kamiloloa Bridge and
Vicinity of Makakupaia Bridge to Kapuokoolau
Project No. 450A-01-12M
Scale: As Shown Date: January, 2014

ORIGINAL PLAN	SURVEY PLOTTED BY	DATE
DRAWN BY		
DESIGNED BY		
CHECKED BY		
NOTED BY		
DATE		