

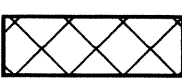
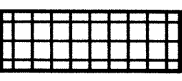


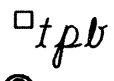


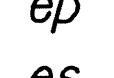
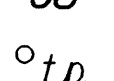
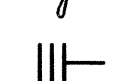
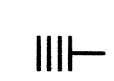




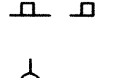
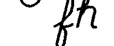

GENERAL NOTES

1. The scope of work for this project consists of reconstructing, cold planing and resurfacing of existing pavement, adjusting center line monuments, water manhole, sewer manhole and water valve box frame and cover, installation of pavement markings and signing, adjusting existing guardrail post and cleaning existing drainage culverts.
2. The Contractor's attention is directed to the following Sections of the Special Provisions: Subsection 104.09 - Maintenance of Traffic; Subsection 107.06 - Contractor Duty Regarding Public Convenience; Subsection 104.11 - Utilities and Services; and Section 645 - Traffic Control.
3. The existence and location of underground utilities, manholes, monuments and structures as shown on the plans are from the latest available data but the accuracy is not guaranteed. The encountering of other obstacles during the course of work is possible. The Contractor shall be held liable for any damages incurred to the existing facilities and/or improvements as a result of his operations.
4. Saw-cutting of existing pavement shall not be measured or paid for separately but shall be considered incidental to various contract items.
5. Dressing of shoulder shall consist of clearing, grubbing, grading, reshaping and compacting the unpaved shoulders with suitable excavated material as shown on the plans and/or as directed by the Engineer. This work shall be considered incidental to the various contract items.
6. The Contractor shall notify the Engineer in writing, two (2) weeks prior to starting paving operations.
7. All construction signs shall be left in place until all construction items have been completed. Contractor shall obtain prior approval from the Engineer to remove construction signs.
8. Smooth riding connections shall be constructed at the beginning and end of the project and at all connecting approaches, side roads and driveways shown on the plans and/or as directed by the Engineer.
9. All lanes shall be open to traffic during the morning peak hours from 6:30 a.m. to 8:30 a.m. during afternoon peak hours from 3:30 p.m. to 6:00 p.m. and off work hours. Only one lane of highway shall be closed at any other time.
10. The Contractor shall not leave more than 1½" drop-off at the edge of pavement, at the end of each work day. Whenever the Contractor leaves a 1½" drop-off, the Contractor shall install delineators and barricades along the edge of the pavement. This work which includes furnishing, installing, cleaning, maintaining correct placement and removing when required, shall be considered incidental to excavation for Reconstruction of Weakened Pavement Areas.
11. At the end of each day's work, the Contractor shall remove all equipment and other obstructions to permit free and safe passage of public traffic.
12. The Contractor shall provide for vehicular and pedestrian access to and from all existing sideroads driveways and walkways at all times.
13. The exact locations and limits or areas to be filled with leveling course, reconstructed and cold planed shall be determined in the field by the Engineer. All holes, depressions and wheel ruts shall be filled and compacted with Asphalt Concrete Pavement, Mix No. V prior to resurfacing. This work will be paid for under Asphalt Concrete Pavement, Mix No. IV.

14. The Contractor shall remove and dispose of all existing raised pavement markers prior to the overlaying of Asphalt Concrete. This work shall be considered incidental to Asphalt Concrete Pavement, Mix No. IV and will not be paid for separately.
15. Where existing guardrails are located, existing paved shoulder shall be extended one foot behind guardrail. See Typical Section.
16. Where existing concrete driveways occurs, Contractor shall cold plane existing Asphalt Concrete prior to overlaying A.C. Mix No. IV. See Typical Section. This will be paid for under Item No. 415.0100.

FED. ROAD DIST. NO.	STATE	PROJ. NO.	FISCAL YEAR	SHEET NO.	TOTAL SHEETS
HAWAII	HAW.	450A-01-08M	2008	3	25

LEGEND

-  Reconstruction Areas (See Schedule Shf. 41)
-  Cold Planing Areas
-  Resurfacing Limits
-  Existing Power Pole
-  Existing Telephone Pull Box
-  Adjusted Monument
-  Reinforced Concrete Pipe
-  Existing Edge of Pavement
-  Existing Edge of Shoulder
-  Existing Telephone Pole
-  RM-3
-  RM-4
-  Existing Signs
-  Adjusted Sewer MH Frame & Cover
-  Adjusted Water MH Frame & Cover
-  Adjusted Water Valve Box
-  Existing Guardrail
-  Existing Fire Hydrant

ORIGINAL PLAN	SURVEY PLOTTED BY	DATE
NOTE BOOK	DRAWN BY	aug 2008
	DESIGNED BY	
	QUANTITIES BY	
	CHECKED BY	

STATE OF HAWAII
DEPARTMENT OF TRANSPORTATION
HIGHWAYS DIVISION

GENERAL NOTES AND LEGEND

KAMEHAMEHA V HIGHWAY RESURFACING

Kaunakakai to Oneali Park

Project No. 450A-01-08M

Date: October, 2007

SHEET No. 1 OF 1 SHEETS