

FED. ROAD DIST. NO.	STATE	PROJ. NO.	FISCAL YEAR	SHEET NO.	TOTAL SHEETS
HAWAII	HAW.	450AB-01-01M	2001	22	42

LEGEND

4 each Type A Raised Pavement Markers
Type C Raised Pavement Markers @ 40'-0" o.c.

4 each Type J Raised Pavement Markers
Type D Raised Pavement Markers @ 40'-0" o.c.

8" White Stripe with Type C Raised Pavement Markers @ 20'-0" o.c. (Thermoplastic Extrusion)

4" Double Solid Yellow with Type D Raised Pavement Markers @ 20'-0" o.c. (Thermoplastic Extrusion)

4" Double Solid Yellow Stripes with Type H Raised Pavement Markers @ 20'-0" o.c. (Thermoplastic Extrusion)

4" Yellow Edge Stripe with Type H Raised Pavement Markers @ 40'-0" o.c. (Thermoplastic Extrusion)

4" Double Solid White Stripes with Type C Raised Pavement Markers @ 20'-0" o.c. (Thermoplastic Extrusion)

Lane Change Restriction Marking
4 each Type A Raised Pavement Markers
Type C Raised Pavement Markers @ 20'-0" o.c.
4" White Stripe (Thermoplastic Extrusion)

4" or 8" White Edge Stripe with Type C Raised Pavement Markers @ 40'-0" o.c. (Thermoplastic Extrusion)

4" White Guide Lines (Thermoplastic Extrusion)

Transverse Median Marking (Thermoplastic Extrusion)

Transverse Shoulder Marking (Thermoplastic Extrusion)

Channelizing Island or Deceleration Lane Gore (Thermoplastic Extrusion)

Crosswalk and Stop Line. All Stop Lines shall be 10'-0" from Crosswalk unless otherwise noted. The circled number indicates the number of lanes for payment (Thermoplastic Extrusion)

Pavement Arrow (Thermoplastic Extrusion)

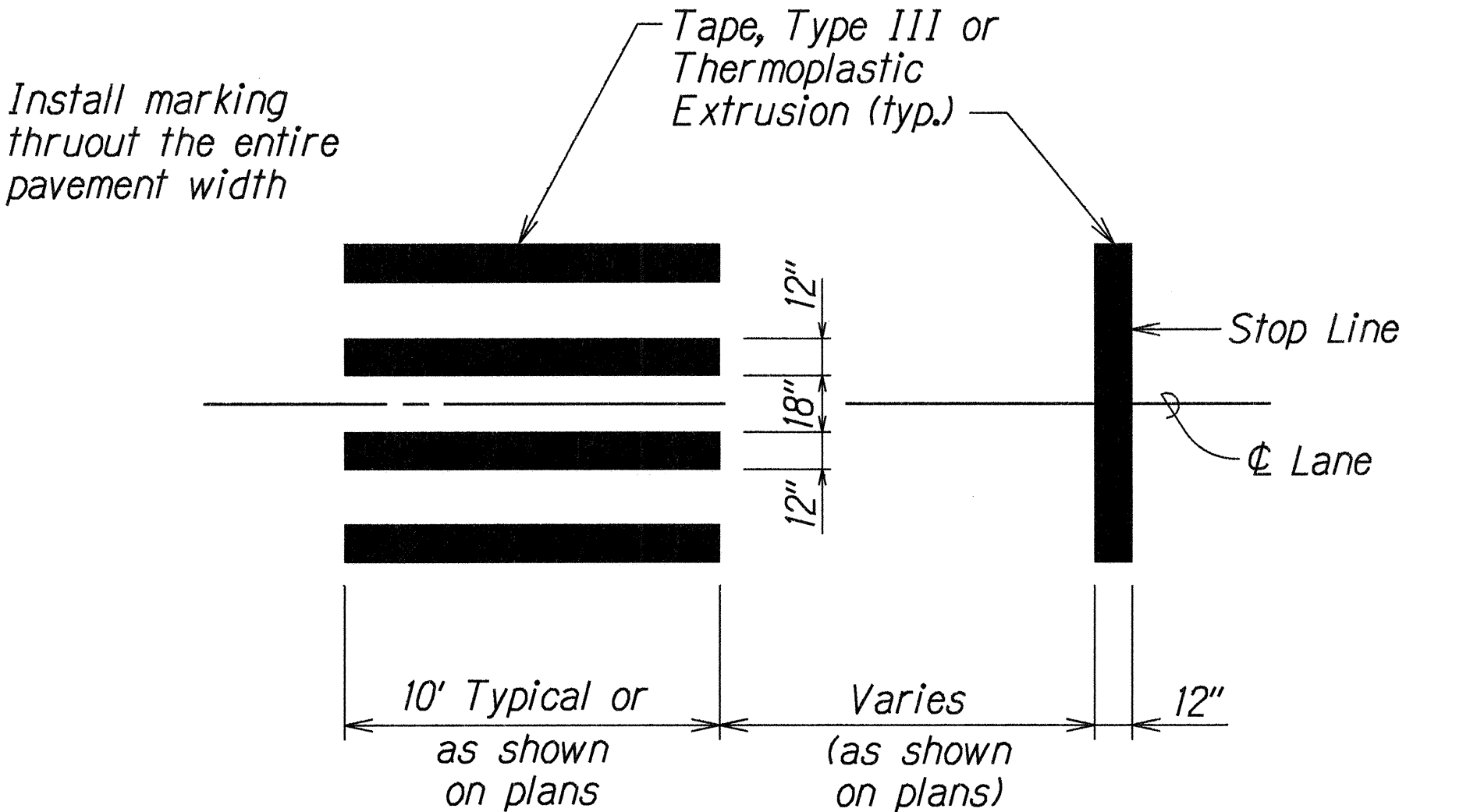
Pavement Word (Thermoplastic Extrusion)

4 Each Type J Raised Pavement Markers
Type D Raised Pavement Markers @ 40'-0" o.c.
Type H Raised Pavement Markers (Reflective Surface facing no-passing direction)
4" Single Solid Yellow Stripe (Thermoplastic Extrusion)

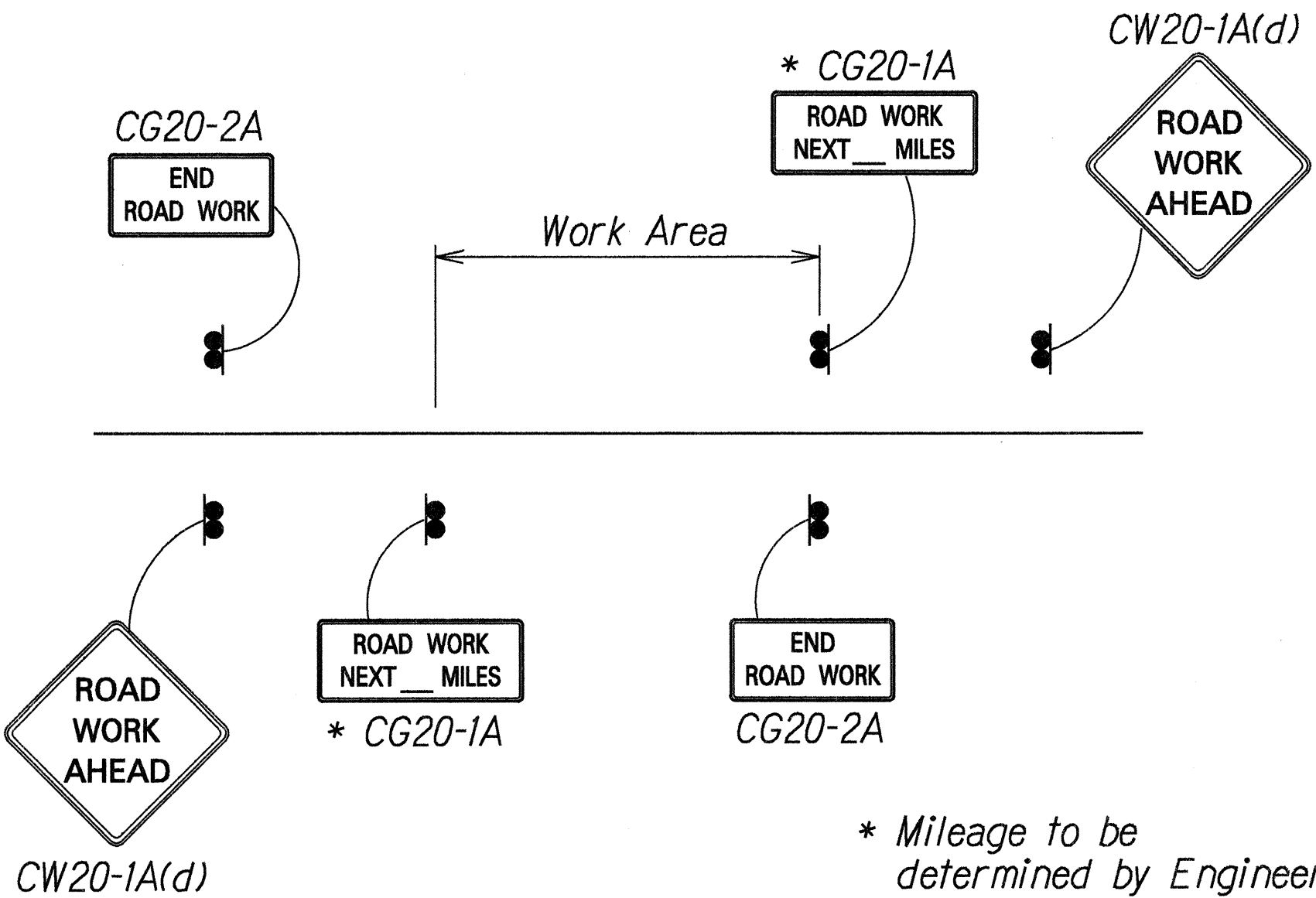
Extension of Edge Line, 4" Wide x 2'-0" Long White Stripe @ 10'-0" o.c. w/Type C Markers @ 40'-0" o.c. (Thermoplastic Extrusion)

GENERAL NOTES

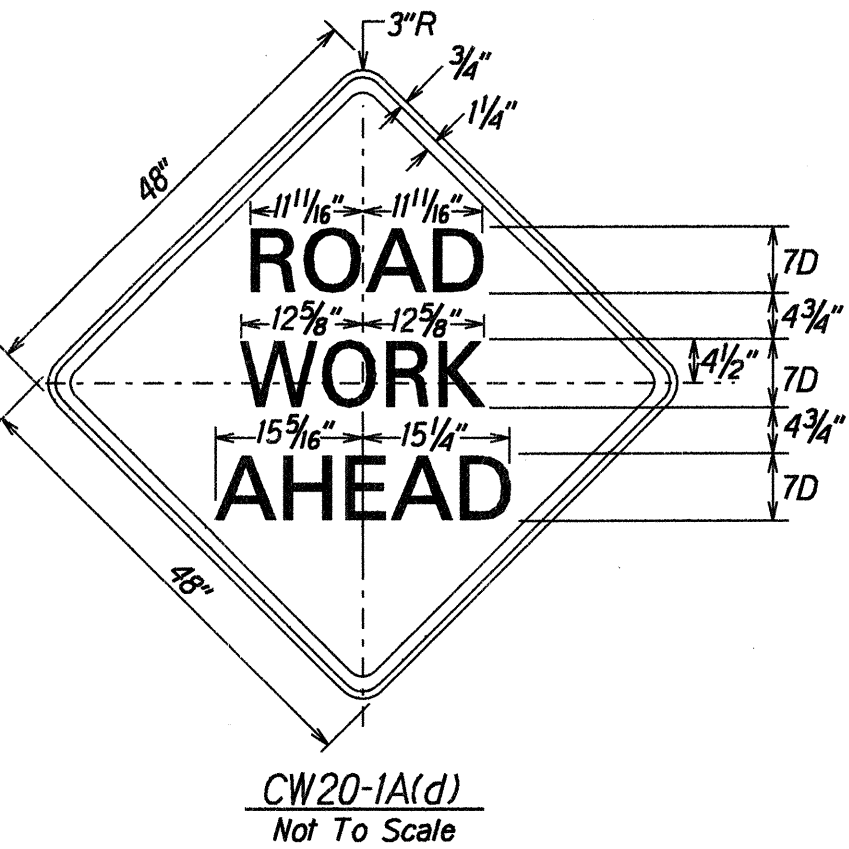
1. This project is located at two locations along Kamehameha V Highway. The scope of work for this project consists of installing pavement striping, raised pavement markers and crosswalk marking.
2. The Contractor is reminded of the requirements of Subsection 108.01 - Subletting of Contract, which requires him perform work amounting to not less than 50 percent of the total contract cost less deductible items. Non-compliance with this Subsection may be grounds for rejection of bid.
3. The Contractor's attention is directed to the following Sections of the Special Provisions: Subsection 107.13 - Public Convenience and Safety; Subsection 107.21 - Contractor's Responsibility For Utility Property And Services; and Section 645 - Traffic Control.
4. At the end of each day's work, the Contractor shall remove all equipment and other obstructions to permit free and safe passage of public traffic.
5. The Contractor shall notify the Engineer in writing two (2) weeks before commencement of work.
6. The Contractor shall remove and dispose of all existing raised pavement markers prior to the pavement striping. This work shall be considered incidental to the various pavement marking items and will not be paid for separately.
7. Layout of pavement markings and striping shall be done by the Contractor and approved by the Engineer prior to any installation work.
8. Existing pavement markings not incorporated in the final traffic pattern shall be removed as directed by the Engineer. Costs shall be incidental to the various pavement marking items.
9. Raised pavement markers shall not be installed within crosswalks.
10. Final locations of all Stop Lines shall be approved by the Engineer prior to installation.
11. All pavement striping shall be as noted on the legend or plans.
12. All preformed pavement marking tapes over existing pavement shall be applied with an approved primer as recommended by the tape manufacturer and as approved by the Engineer. The primer shall be allowed to dry to the tacky stage prior to tape application.
13. Existing crosswalk markings shall be eradicated as required to conform to the new layout as shown on this sheet. This work will not be paid for separately but shall be considered incidental to Item No. 629.1021.
14. The Contractor shall erect and maintain at the beginning and end of the project advance construction warning signs placed as indicated on the plans or as directed by the Engineer for the duration of the highway project. These Signs shall be placed in addition to the required traffic control signs called for in Section 645 - Traffic Control. The advance construction warning signs shall be new and become the property of the Contractor. The Contractor shall remove the signs and posts as directed by the Engineer upon the completion of the project. This item shall not be paid for separately but shall be considered incidental to various contract items.



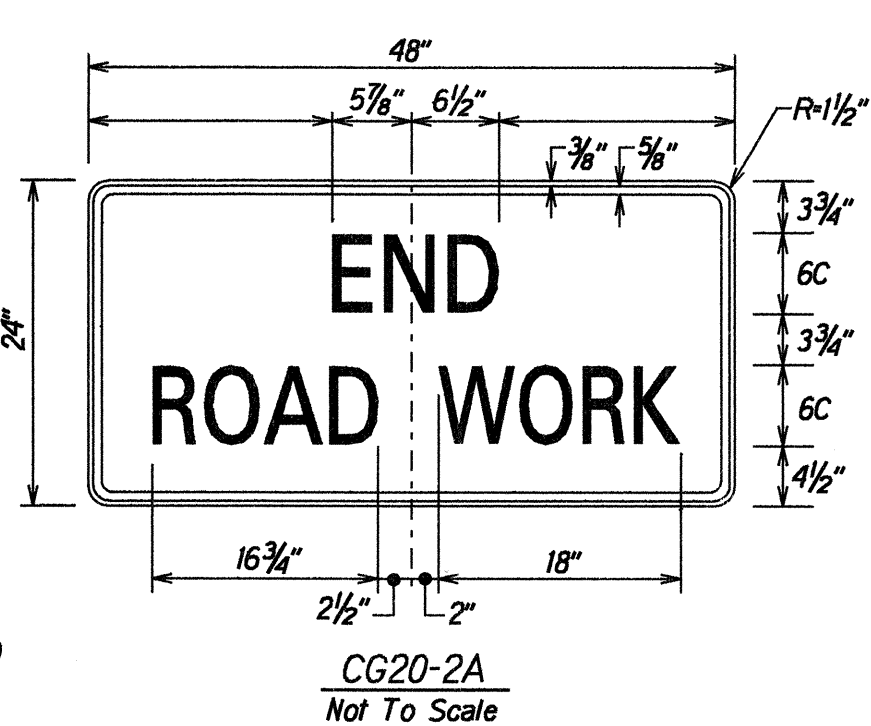
CROSSWALK STRIPING DETAIL
Scale: 1/4" = 1'-0"



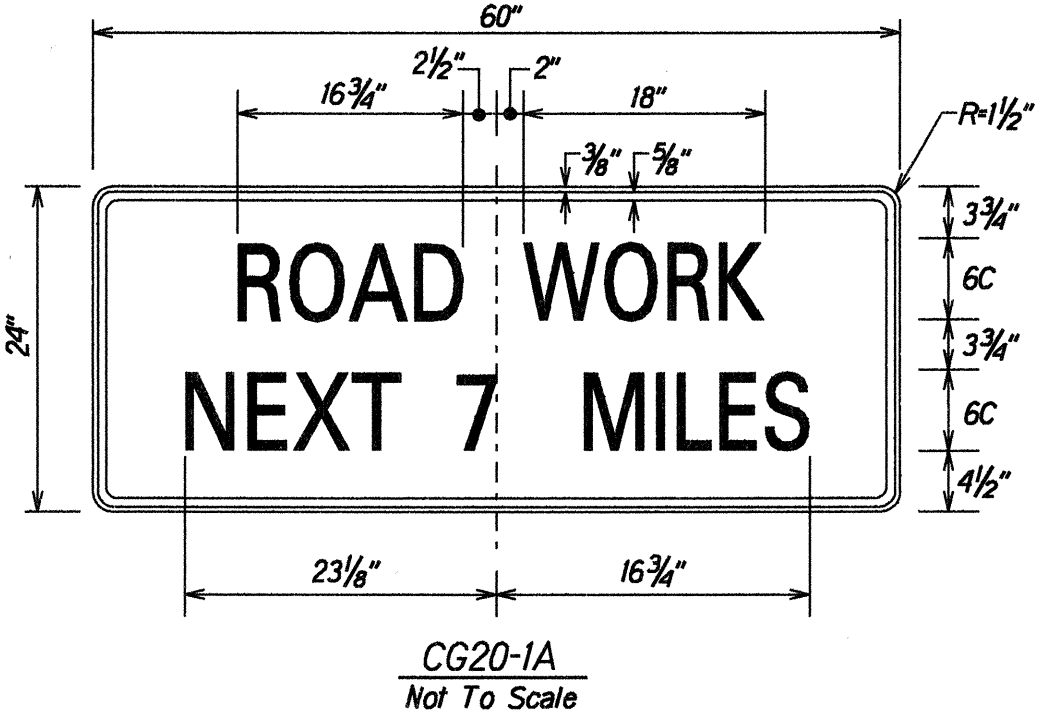
CONSTRUCTION SIGN LAYOUT DETAIL
Not To Scale



CW20-1A(d)
Not To Scale



CG20-2A
Not To Scale



CG20-1A
Not To Scale

STATE OF HAWAII

DEPARTMENT OF TRANSPORTATION

HIGHWAYS DIVISION

PAVEMENT MARKING LEGEND,

DETAILS & GENERAL NOTES

KAMEHAMEHA V HIGHWAY RESURFACING

Kaunakakai to Kamiloloa Bridge and Kapukoolau to Kamalo

Project No. 450AB-01-01M

Scale: As Shown Date: August, 2000

SHEET No. 1 OF 1 SHEETS

DESIGNED BY	DATE
TRACED BY	Aug. 2000
NOTED BY	
QUANTITIES BY	
CHECKED BY	
ORIGINAL PLAN	
NOTED BY	
QUANTITIES BY	
CHECKED BY	

Colors:
Legends: Black (Non Refl)
Backgrounds: Orange